



US00D737659S

(12) **United States Design Patent**
McMorris et al.

(10) **Patent No.:** **US D737,659 S**

(45) **Date of Patent:** **** Sep. 1, 2015**

(54) **PANIC BAR STRAP**

(71) Applicants: **Sandra Ann McMorris**, Port St Lucie,
FL (US); **Glen Edward McMorris**, Port
St Lucie, FL (US)

(72) Inventors: **Sandra Ann McMorris**, Port St Lucie,
FL (US); **Glen Edward McMorris**, Port
St Lucie, FL (US)

(**) Term: **14 Years**

(21) Appl. No.: **29/501,946**

(22) Filed: **Sep. 10, 2014**

(51) **LOC (10) Cl.** **08-07**

(52) **U.S. Cl.**
USPC **D8/343; D8/330**

(58) **Field of Classification Search**
USPC D8/330, 331, 343, 349, 350, 367, 373,
D8/499; 70/51, 55, 258, 431; 292/288,
292/289; 248/215, 222.11, 222.12, 304,
248/307, 309.1, 317, 322, 327; 211/113,
211/117, 118; D6/512, 320, 323, 328
CPC A47B 96/06; A47B 97/00; B42F 13/00;
F16B 45/00

See application file for complete search history.

(56) **References Cited**

U.S. PATENT DOCUMENTS

D234,938 S * 4/1975 Guerreo D8/330
D365,015 S * 12/1995 Avinger D8/373
D375,446 S * 11/1996 Nelson D8/343
5,645,178 A * 7/1997 Conley, Jr. 211/87.01

5,900,802 A * 5/1999 Segan 340/328
6,311,851 B1 * 11/2001 Knudsen et al. 211/13.1
6,575,416 B1 * 6/2003 Avinger 248/307
D494,050 S * 8/2004 Klein et al. D8/373
6,820,905 B1 * 11/2004 Haeck et al. 292/93
6,857,608 B2 * 2/2005 Avinger 248/215
D548,046 S * 8/2007 Marr D8/343
7,887,017 B2 * 2/2011 Moran 248/339
7,992,833 B1 * 8/2011 Goodman et al. 248/298.1

* cited by examiner

Primary Examiner — Prabhakar Deshmukh

(57) **CLAIM**

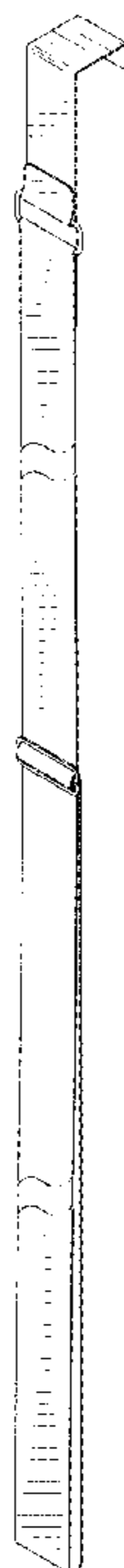
The ornamental design for a panic bar strap, as shown and described.

DESCRIPTION

FIG. 1 is a perspective view of a panic bar strap showing our new design;
FIG. 2 is a front elevational view thereof;
FIG. 3 is a rear elevational view thereof;
FIG. 4 is a left side elevational view thereof, the right side elevational view being a mirror image thereof;
FIG. 5 is a top plan view thereof;
FIG. 6 is a bottom plan view thereof; and,
FIG. 7 is a perspective view thereof, shown in the environmental use.

The broken lines indicating environment and forms no part of the claimed design. The break lines indicate indeterminate length and the portions between the break lines form no part of the claimed design.

1 Claim, 2 Drawing Sheets



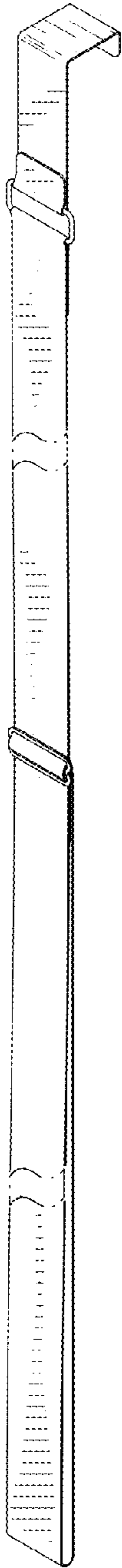


FIG. 1

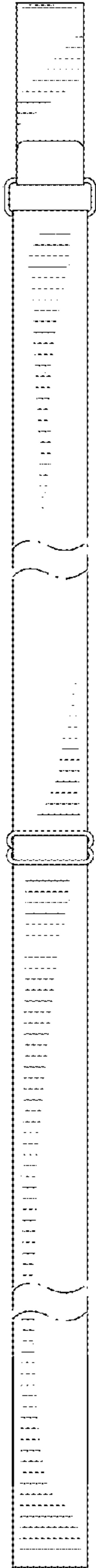


FIG. 2

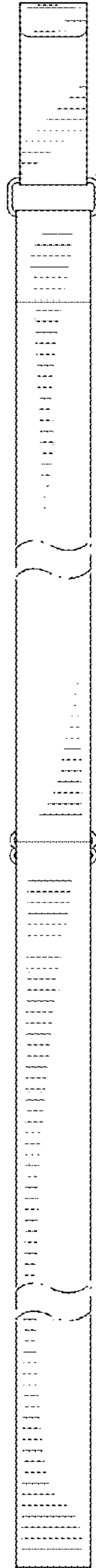


FIG. 3




FIG. 4

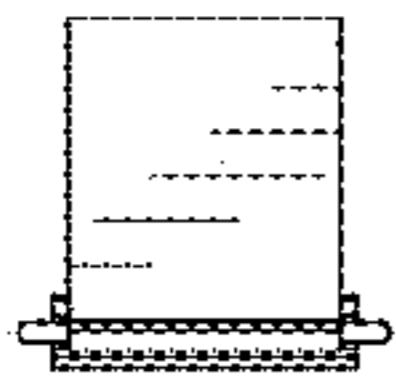


FIG. 5

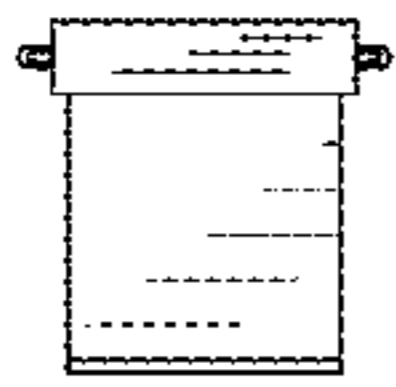


FIG. 6

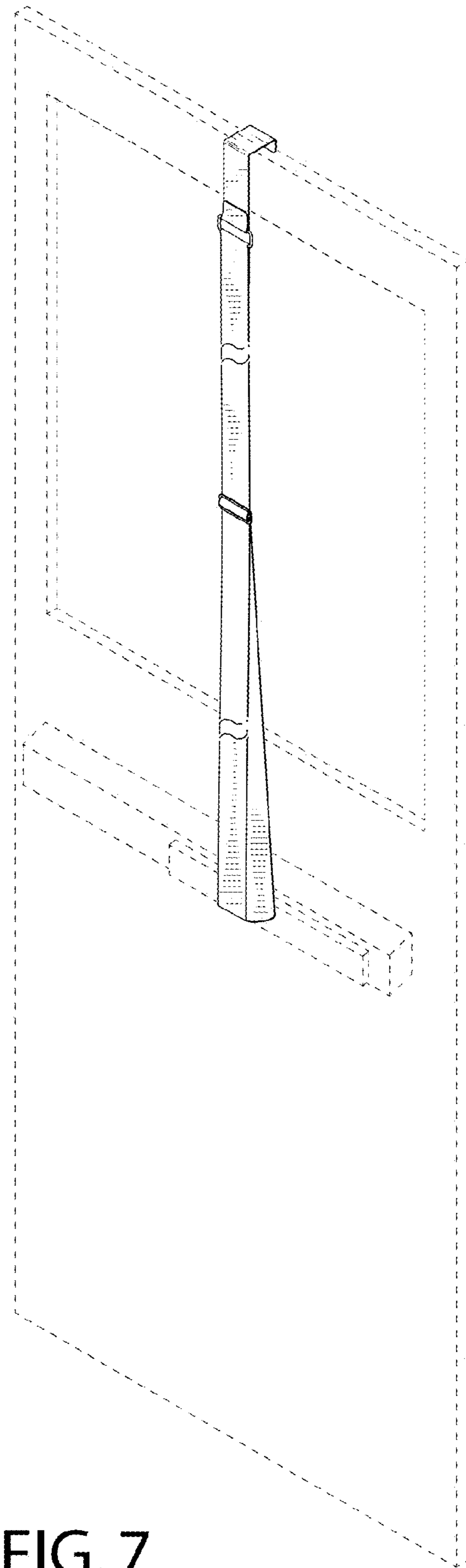


FIG. 7