



US00D737653S

(12) **United States Design Patent**  
**Fuller et al.**

(10) **Patent No.:** **US D737,653 S**  
(45) **Date of Patent:** **\*\* Sep. 1, 2015**

(54) **APPLIANCE HANDLE**

(71) Applicant: **Whirlpool Corporation**, Benton Harbor, MI (US)

(72) Inventors: **Mallory A. Fuller**, Orland Park, IL (US); **Daniel V. Clements**, Benton Harbor, MI (US); **Rajat Shail**, Stevensville, MI (US)

(73) Assignee: **Whirlpool Corporation**, Benton Harbor, MI (US)

(\*\*) Term: **14 Years**

(21) Appl. No.: **29/483,033**

(22) Filed: **Feb. 25, 2014**

(51) **LOC (10) Cl.** ..... **08-06**

(52) **U.S. Cl.**  
USPC ..... **D8/316**

(58) **Field of Classification Search**  
USPC ..... D8/300, 315-320, DIG. 1; D23/250, D23/254, 303-305; D99/11; D6/546, 549; D7/393, 394; 211/16; 16/110.1, 412, 16/413, 415, 419, 422, 424, 425, DIG. 19  
CPC ..... Y10T 16/469; Y10T 16/44; Y10T 16/458; Y10T 16/498; Y10T 16/476; Y10T 16/459; Y10T 16/466; Y10T 16/4713; Y10T 16/4644; Y10T 16/513; Y10T 16/509; Y10T 16/473; Y10T 16/462; Y10T 16/4701; Y10T 74/20732; Y10T 29/49826; Y10T 16/4719; Y10T 16/455; Y10T 16/4559; Y10T 74/20828; Y10T 74/20738; Y10T 74/20762; Y10T 16/4628; Y10T 74/20864; Y10T 16/4567; Y10T 16/4576; Y10T 16/501; Y10T 16/86

See application file for complete search history.

(56) **References Cited**

**U.S. PATENT DOCUMENTS**

D190,226 S 5/1961 Watt  
D190,266 S \* 5/1961 Watt ..... D8/316

(Continued)

*Primary Examiner* — Derrick Holland  
*Assistant Examiner* — Lauren Calve

(57) **CLAIM**

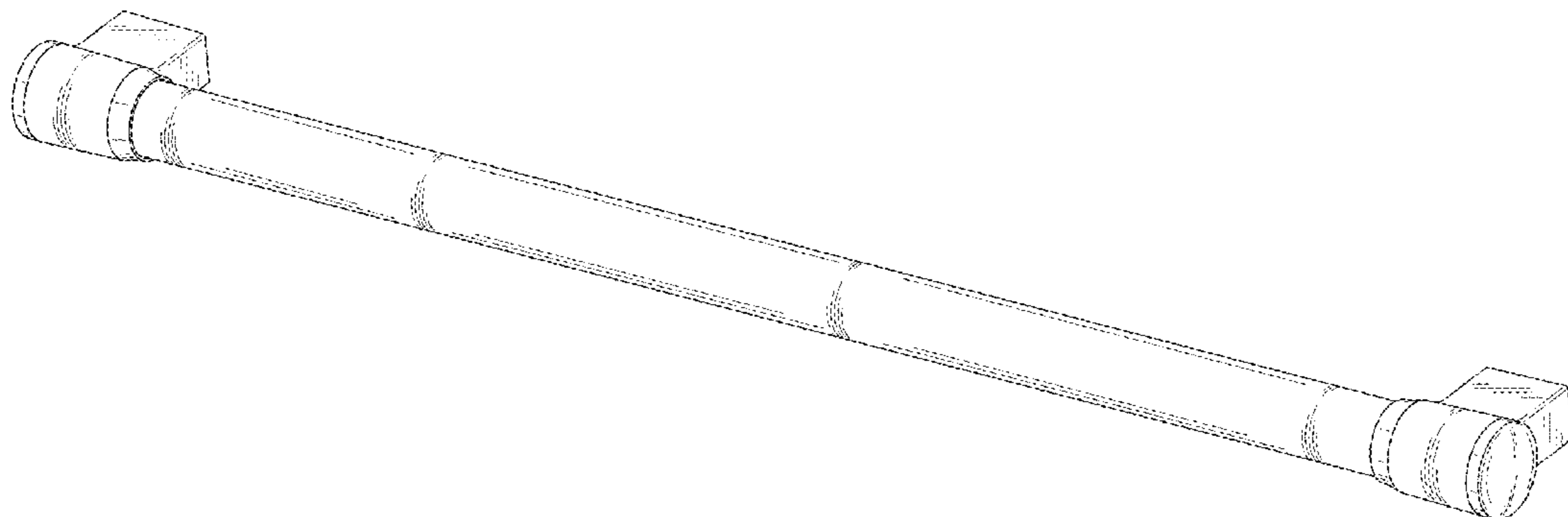
We claim the ornamental design for an appliance handle, as shown and described.

**DESCRIPTION**

FIG. 1 is a top perspective view of an appliance handle of the present disclosure according to a first embodiment; FIG. 2 is a front elevational view of the appliance handle of FIG. 1; FIG. 3 is a rear elevational view of the appliance handle of FIG. 1; FIG. 4 is a first side elevational view of the appliance handle of FIG. 1; FIG. 5 is a second side elevational view of the appliance handle of FIG. 1; FIG. 6 is a top plan view of the appliance handle of FIG. 1; FIG. 7 is a bottom plan view of the appliance handle of FIG. 1; FIG. 8 is a top perspective view of an appliance handle of the present disclosure according to a second embodiment; FIG. 9 is a front elevational view of the appliance handle of FIG. 8; FIG. 10 is a rear elevational view of the appliance handle of FIG. 8; FIG. 11 is a first side elevational view of the appliance handle of FIG. 8; FIG. 12 is a second side elevational view of the appliance handle of FIG. 8; FIG. 13 is a top plan view of the appliance handle of FIG. 8; and, FIG. 14 is a bottom plan view of the appliance handle of FIG. 8.

The broken lines represent unclaimed subject matter and form no part of the claimed design. The appliance handle is shown broken to represent indeterminate length. The indeterminate portion of the article forms no part of the claim design. Patentability is based only on those portions of the appliance handle that are shown in solid lines.

**1 Claim, 4 Drawing Sheets**



(56)

**References Cited**

U.S. PATENT DOCUMENTS

D219,619 S 9/1970 Young  
 D266,122 S 9/1982 Haug  
 5,127,131 A \* 7/1992 Corrigan et al. .... 16/422  
 D370,617 S 6/1996 Decursu et al.  
 D400,424 S 11/1998 Lewis et al.  
 D424,873 S 5/2000 Holbrook  
 D449,215 S 10/2001 Bertain  
 D450,212 S \* 11/2001 Gottwald ..... D6/549  
 D471,403 S 3/2003 Jones et al.  
 D488,699 S 4/2004 Jackovin  
 D511,955 S 11/2005 Baldwin et al.  
 D513,694 S 1/2006 Vitkauskas  
 D524,103 S 7/2006 Bradshaw

D542,090 S \* 5/2007 Kim ..... D7/402  
 D568,100 S 5/2008 Jeon  
 D572,110 S \* 7/2008 Busalt et al. .... D8/316  
 D577,567 S \* 9/2008 Crookshanks ..... D8/316  
 D587,067 S 2/2009 Kim  
 D600,961 S \* 9/2009 Krumppe ..... D6/549  
 D610,173 S \* 2/2010 Kim ..... D15/89  
 D610,594 S \* 2/2010 Martin et al. .... D15/89  
 D612,677 S 3/2010 Jeon  
 D614,012 S 4/2010 Saubert et al.  
 D614,013 S 4/2010 Saubert et al.  
 D654,310 S 2/2012 Benold  
 D654,311 S 2/2012 Benold  
 D658,746 S \* 5/2012 Obara et al. .... D23/304  
 D661,546 S \* 6/2012 Baacke et al. .... D7/405  
 D697,334 S \* 1/2014 Starck ..... D6/549

\* cited by examiner

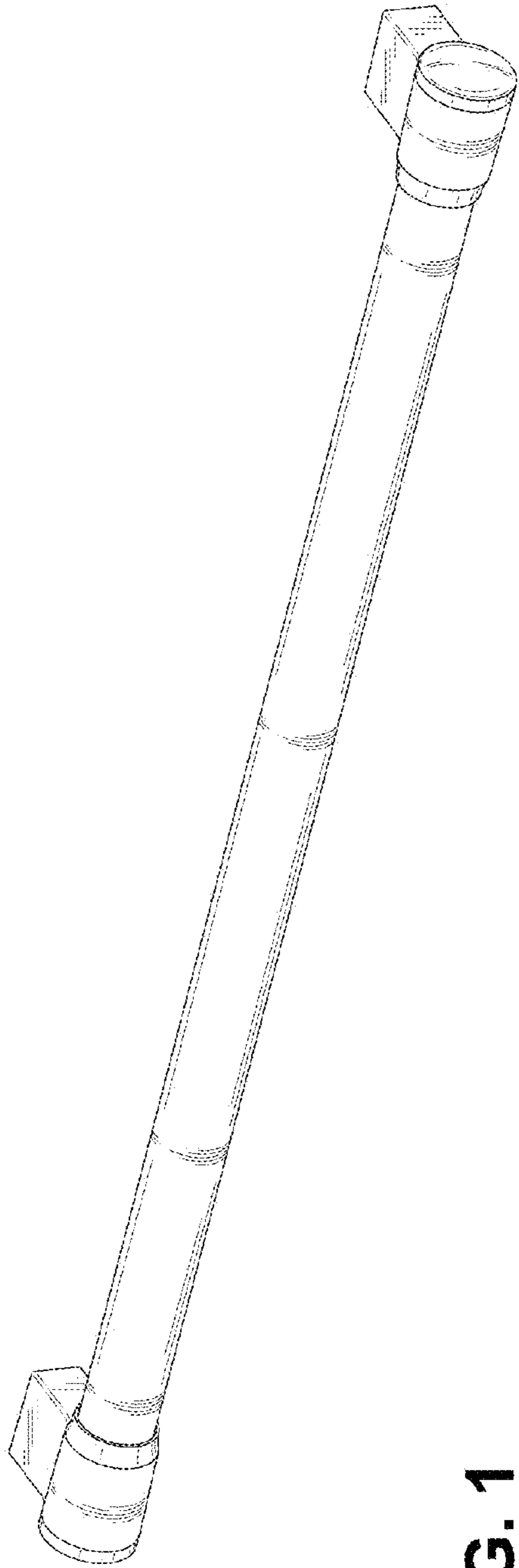


FIG. 1




FIG. 2


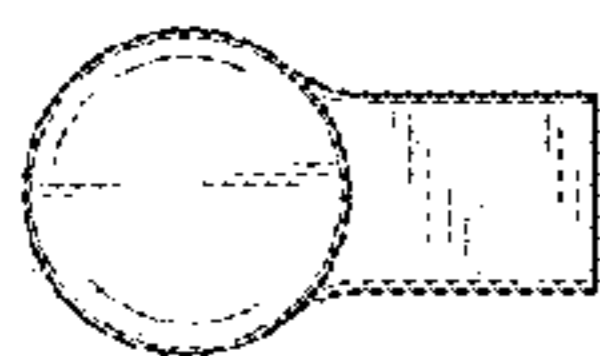
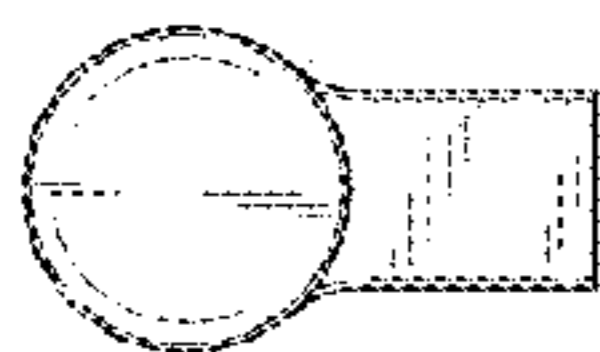


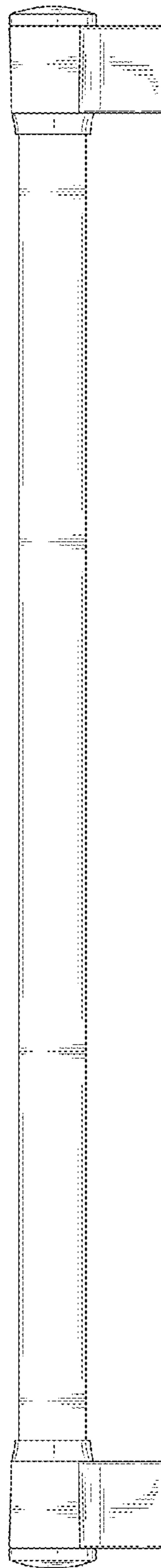
FIG. 3



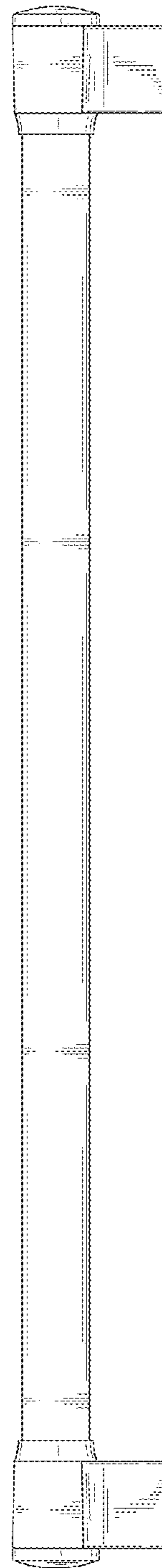
**FIG. 4**



**FIG. 5**



**FIG. 6**



**FIG. 7**

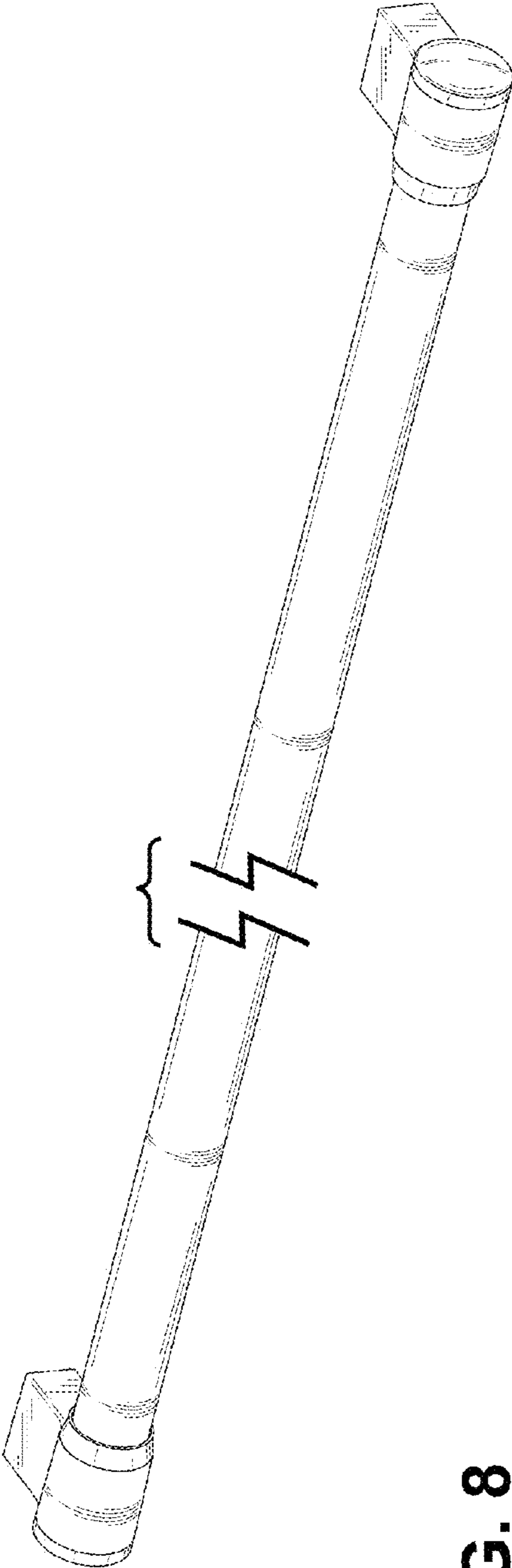


FIG. 8

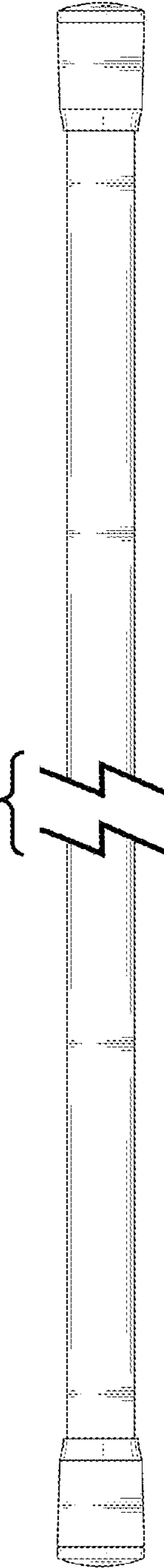


FIG. 9

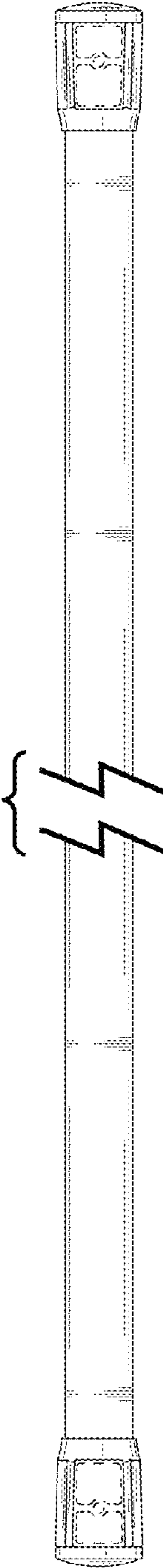
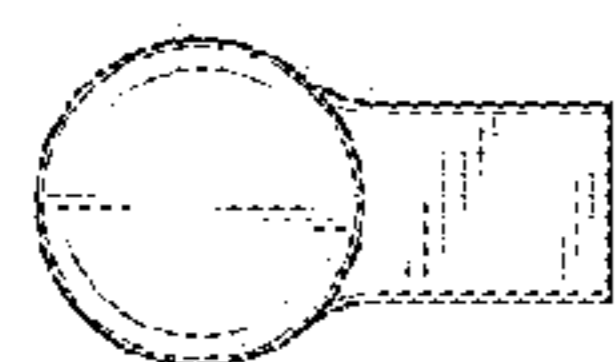
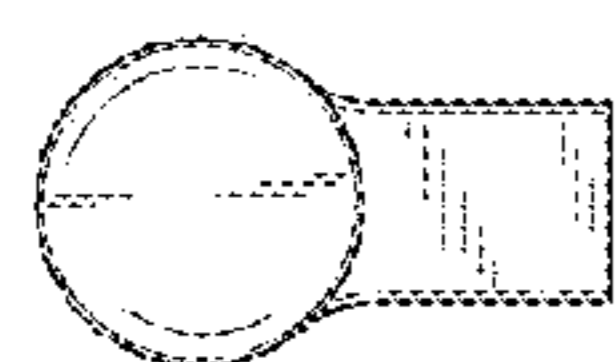


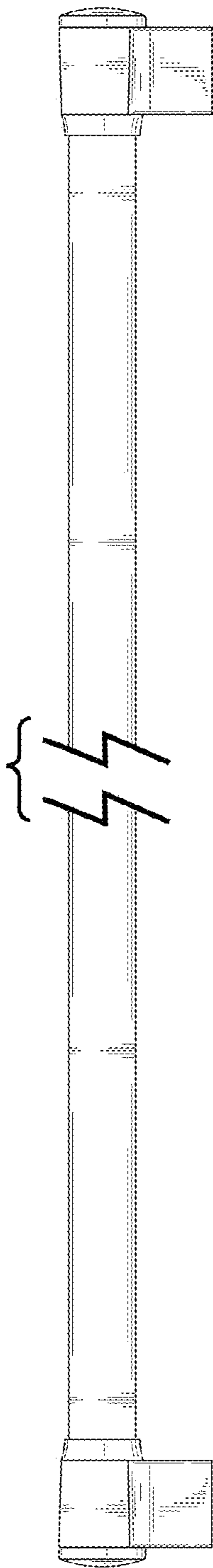
FIG. 10



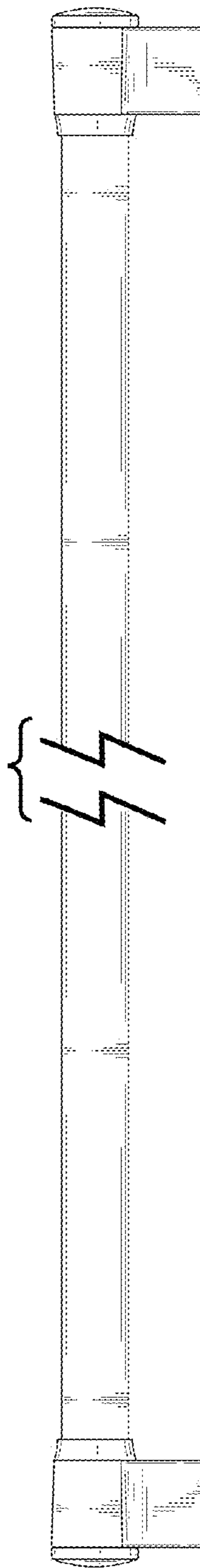


**FIG. 11**

**FIG. 12**



**FIG. 13**



**FIG. 14**