



US00D737647S

(12) **United States Design Patent**
Elder et al.

(10) **Patent No.:** **US D737,647 S**
(45) **Date of Patent:** **** Sep. 1, 2015**

- (54) **NOSEPIECE FOR SCREWDRIVER**
- (71) Applicant: **Black & Decker Inc.**, Newark, DE (US)
- (72) Inventors: **Christian V. Elder**, Baltimore, MD (US); **Daniel N. Lopano**, Bel Air, MD (US); **Christopher G. Donze**, Towson, MD (US)
- (73) Assignee: **BLACK & DECKER INC.**, Newark, DE (US)
- (**) Term: **14 Years**
- (21) Appl. No.: **29/517,556**
- (22) Filed: **Feb. 13, 2015**

Related U.S. Application Data

- (62) Division of application No. 29/471,134, filed on Oct. 29, 2013, now Pat. No. Des. 725,981.
- (51) **LOC (10) Cl.** **08-03**
- (52) **U.S. Cl.**
USPC **D8/70; D15/140**
- (58) **Field of Classification Search**
USPC D8/70, 71, 85, 86, 349, 359, 382, 387, D8/394, 397; D15/138, 139; 81/124.2, 81/176.15, 176.2, 177.1, 177.2, 437; 279/62, 143, 145, 902; 299/87.1, 106, 299/107, 109; 408/143, 144, 153, 223; 411/179, 180, 427, 429, 918; D22/134, D22/137, 138, 140, 141; 242/118.4, 118.41, 242/311, 322; 33/733; D3/24, 25
CPC B25B 15/00; B25B 23/0035; B25B 23/12; B25B 23/0028; B25B 23/00; B25B 23/10; B25B 23/08; B25F 1/003; B25G 1/066
See application file for complete search history.

(56) **References Cited**
U.S. PATENT DOCUMENTS

2,320,067 A 5/1943 Caughren
2,456,571 A 12/1948 Turner et al.

(Continued)

FOREIGN PATENT DOCUMENTS

DE 10109956 B4 4/2009
EP 2258518 A2 12/2010

(Continued)

OTHER PUBLICATIONS

Deutsch, Stuart. "New Dewalt 20V Brushless Drywall Screwgun." Tool Guyd., Jul. 18, 2014 [online], [retrieved on Oct. 15, 2014]. Retrieved from the Internet <URL: <http://toolguyd.com/dewalt-20v-brushless-drywall-screwgun/>>.*

(Continued)

Primary Examiner — Celia Murphy
Assistant Examiner — Darlington Ly
(74) *Attorney, Agent, or Firm* — Scott B. Markow

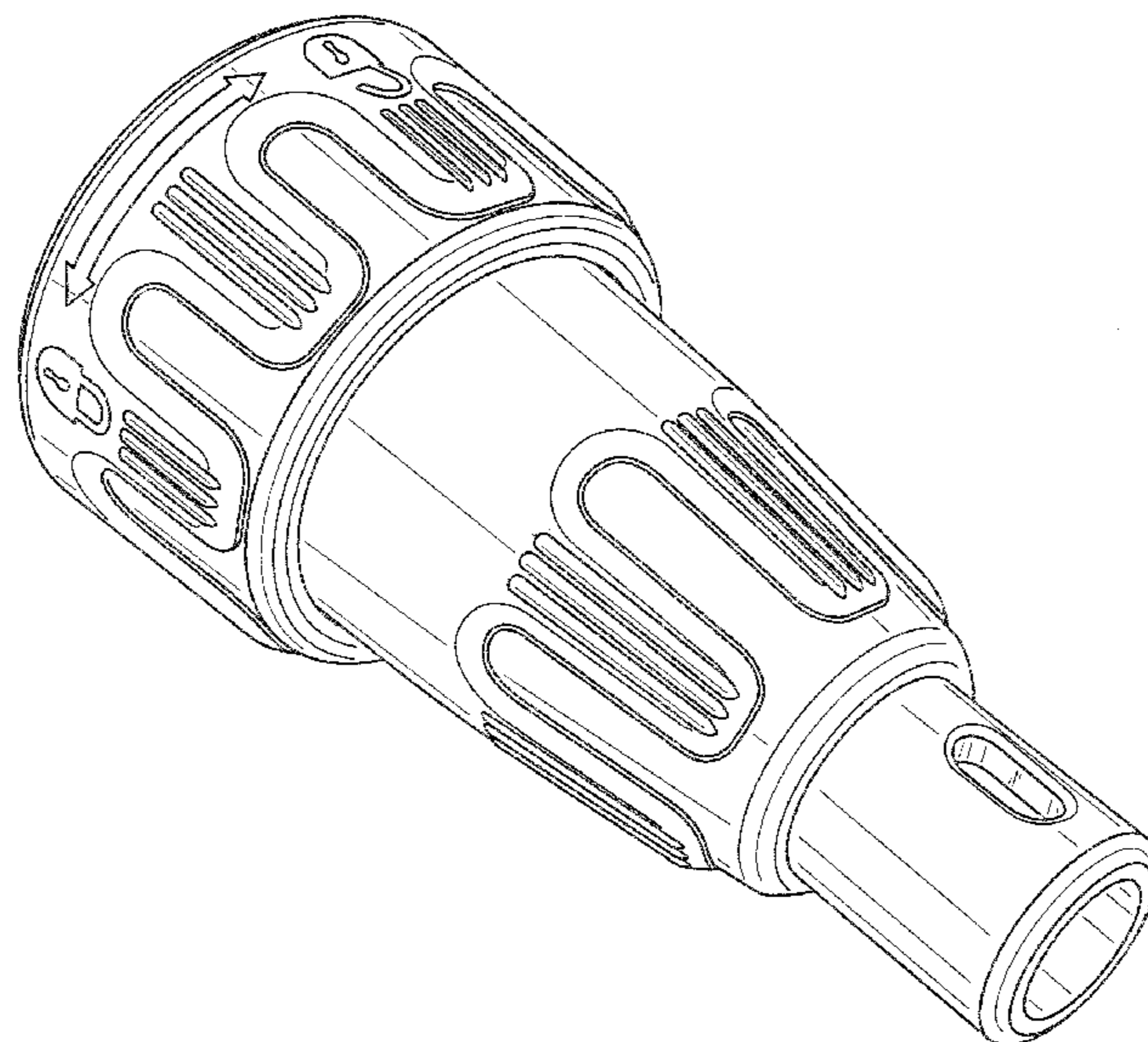
(57) **CLAIM**

The ornamental design for a nosepiece for a screwdriver, as shown and described.

DESCRIPTION

FIG. 1 is a perspective view of a nosepiece for a screwdriver; FIG. 2 is a front view of the nosepiece of FIG. 1; FIG. 3 is a rear view of the nosepiece of FIG. 1; FIG. 4 is a right view of the nosepiece of FIG. 1; FIG. 5 is a left view of the nosepiece of FIG. 1; and, FIG. 6 is a top view of the nosepiece of FIG. 1.

1 Claim, 6 Drawing Sheets



(56)

References Cited

U.S. PATENT DOCUMENTS

2012/0061117 A1 3/2012 Nagasaka et al.
 2012/0073847 A1 3/2012 Nagasaka et al.
 2012/0080963 A1 4/2012 Yoshikawa
 2012/0085560 A1 4/2012 Kuroyanagi et al.
 2012/0090863 A1 4/2012 Puzio et al.
 2012/0160530 A1 6/2012 Ikuta et al.
 2012/0169256 A1 7/2012 Suda et al.
 2012/0199372 A1 8/2012 Nishikawa et al.
 2012/0292865 A1 11/2012 Sugimoto et al.
 2012/0318549 A1 12/2012 Nagasaka et al.
 2013/0000934 A1 1/2013 Tadokoro et al.
 2013/0105188 A1 5/2013 Sakamaki et al.

FOREIGN PATENT DOCUMENTS

EP 2363246 A2 9/2011
 EP 2444202 A2 4/2012
 EP 2489473 A2 8/2012
 EP 2402123 B1 5/2013
 JP 09011158 A 1/1997

JP 2004255503 A 9/2004
 JP 2006255837 A 9/2006
 JP 2007276108 A 10/2007
 JP 2008044024 A 2/2008
 JP 2008062337 A 3/2008
 JP 2009078322 A 4/2009
 JP 2009083058 A 4/2009
 JP 2010036260 A 2/2010
 JP 2010201512 A 9/2010
 JP 2011235372 A 11/2011
 JP 2012040659 A 3/2012
 JP 2012196737 A 10/2012
 JP 2013006253 A 1/2013
 WO 2011052260 A1 5/2011

OTHER PUBLICATIONS

Forte, Ian. "DeWalt Studio Fall 2011: Final Model—DeWalt ErgoTech Cordless Drywall Screwgun." Coroflot., Oct. 16, 2011 [online], [retrieved on Oct. 15, 2014]. Retrieved from the Internet <URL: <http://www.coroflot.com/ianforte/dewalt-studio-fall-2011>>.*

* cited by examiner

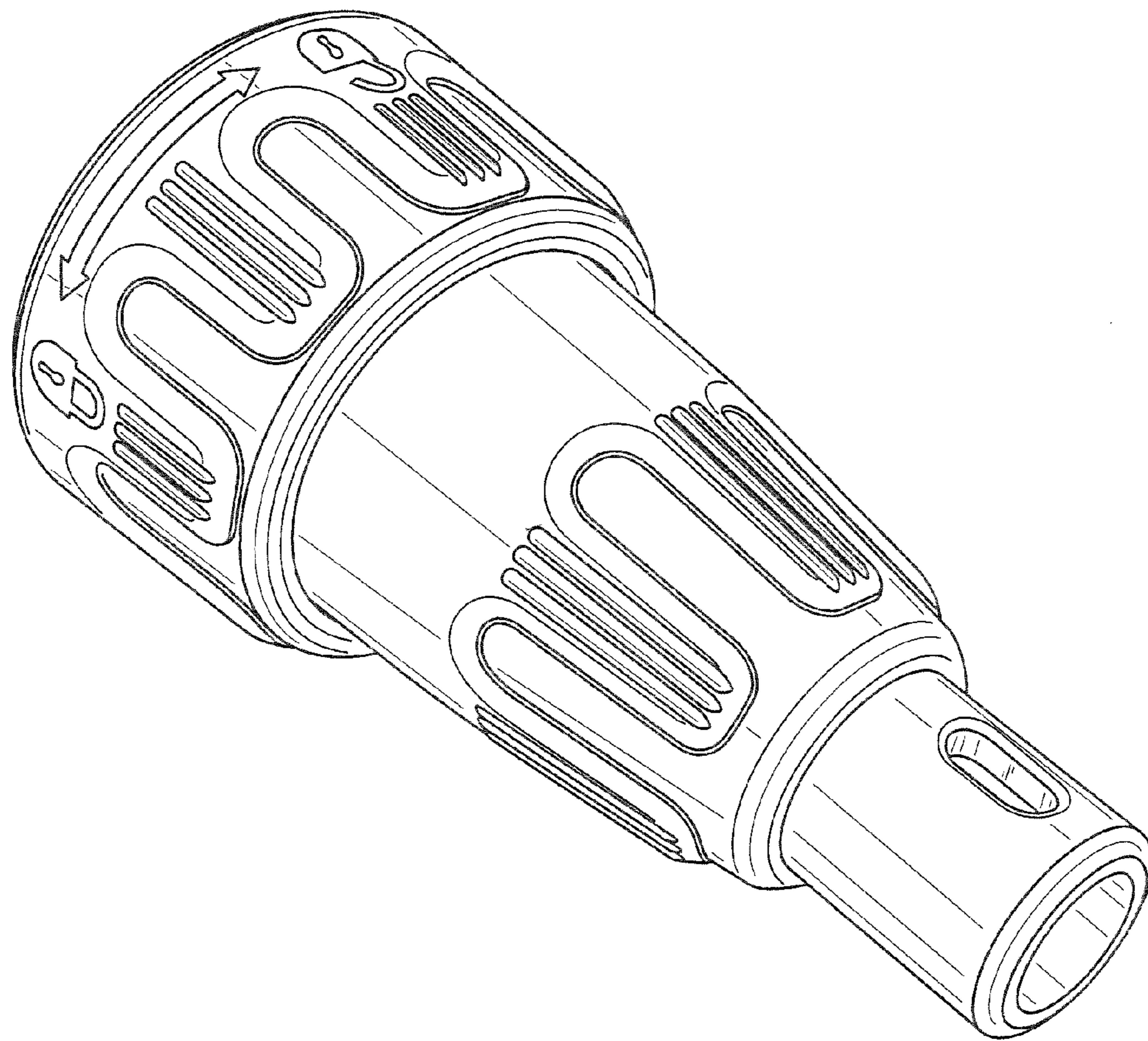


FIG. 1

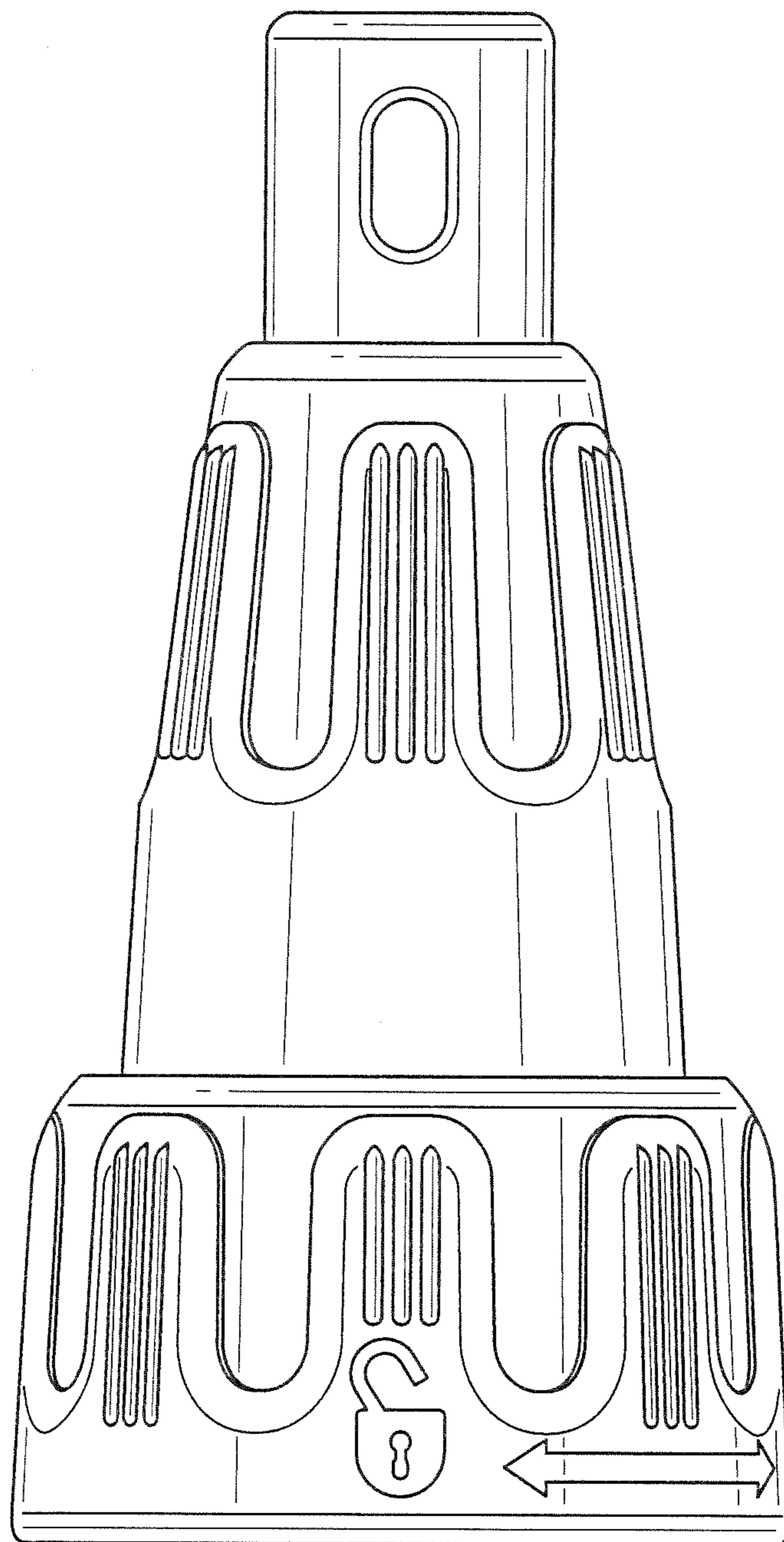


FIG. 2

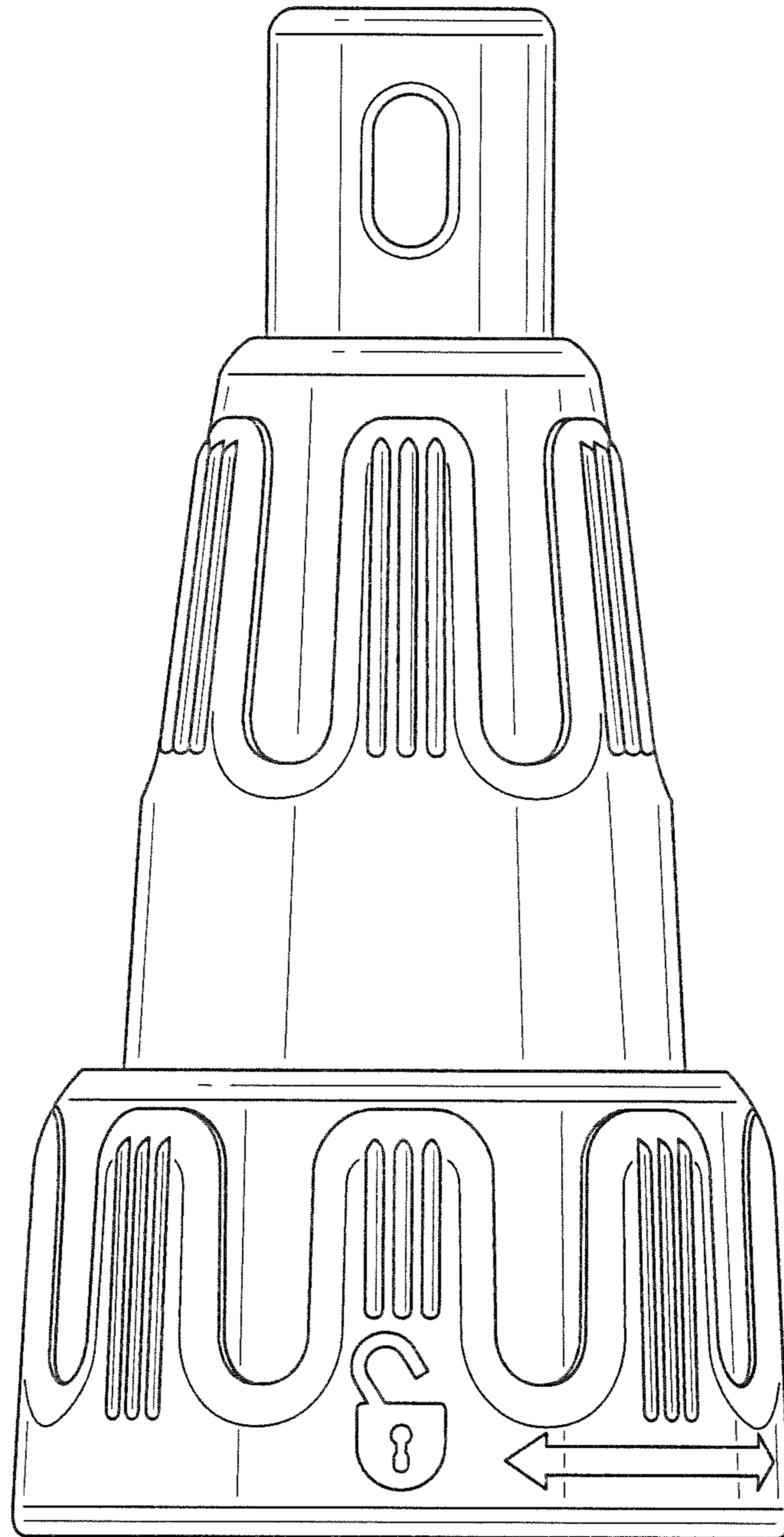


FIG. 3

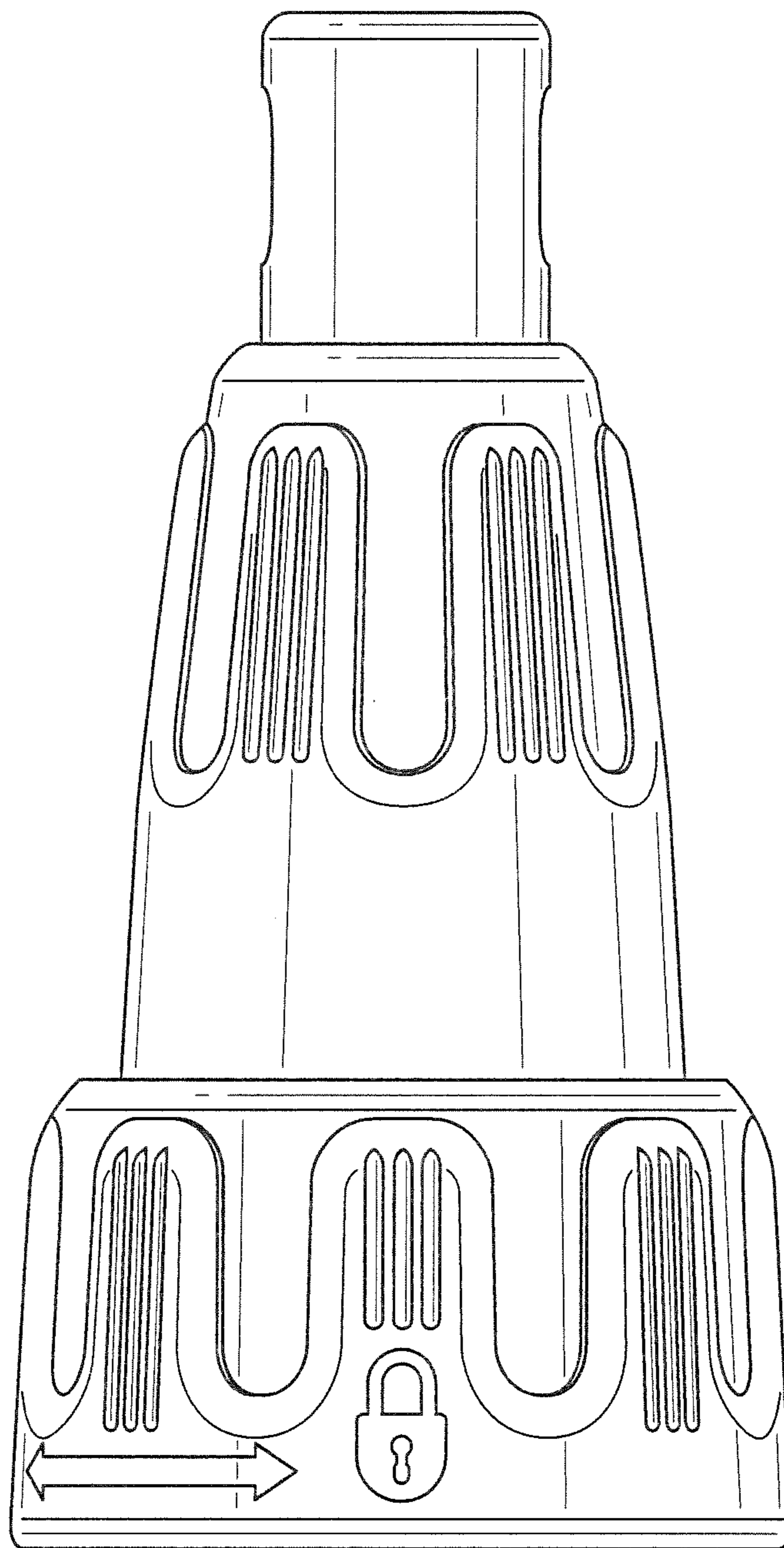


FIG. 4

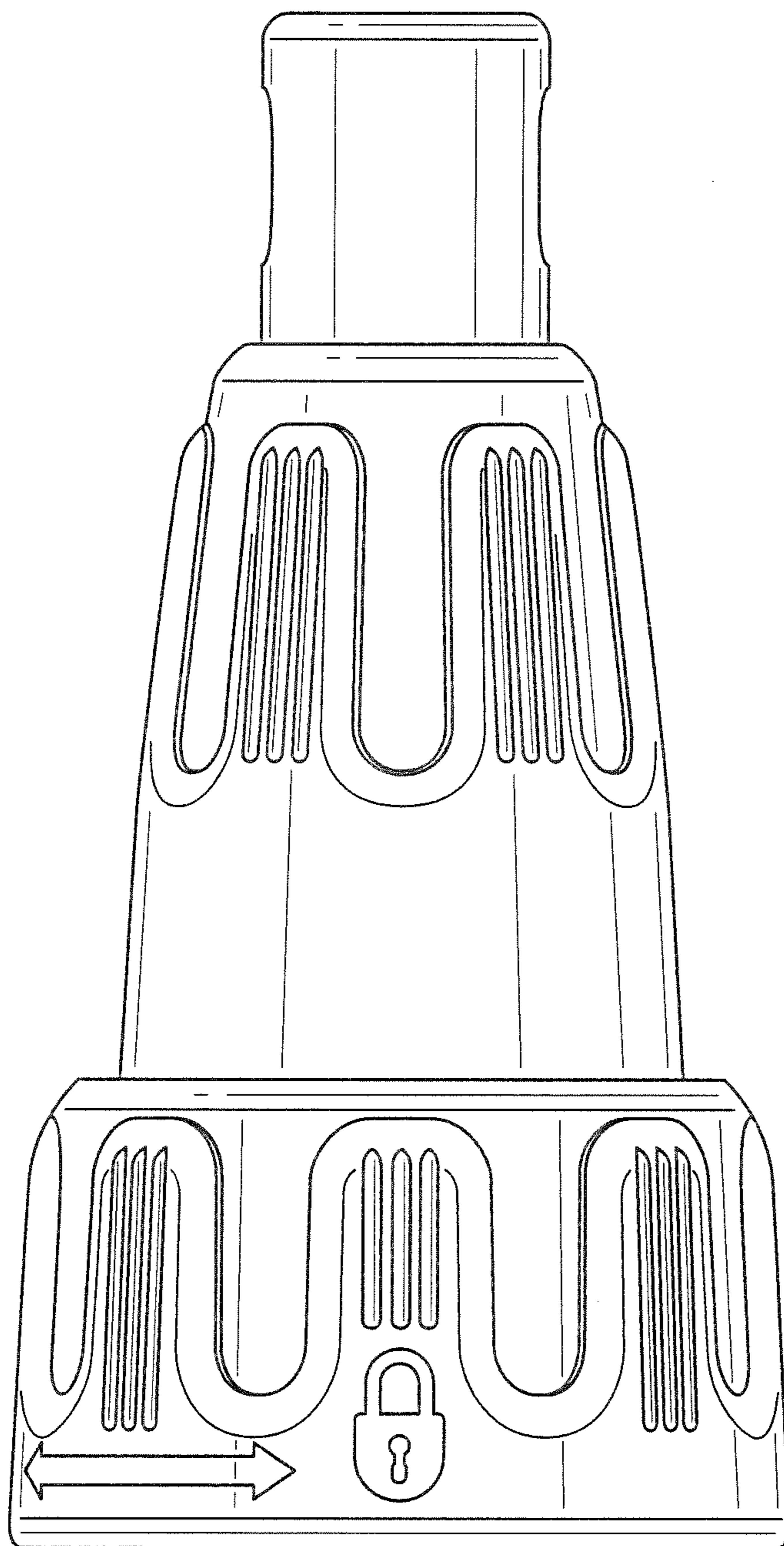


FIG. 5

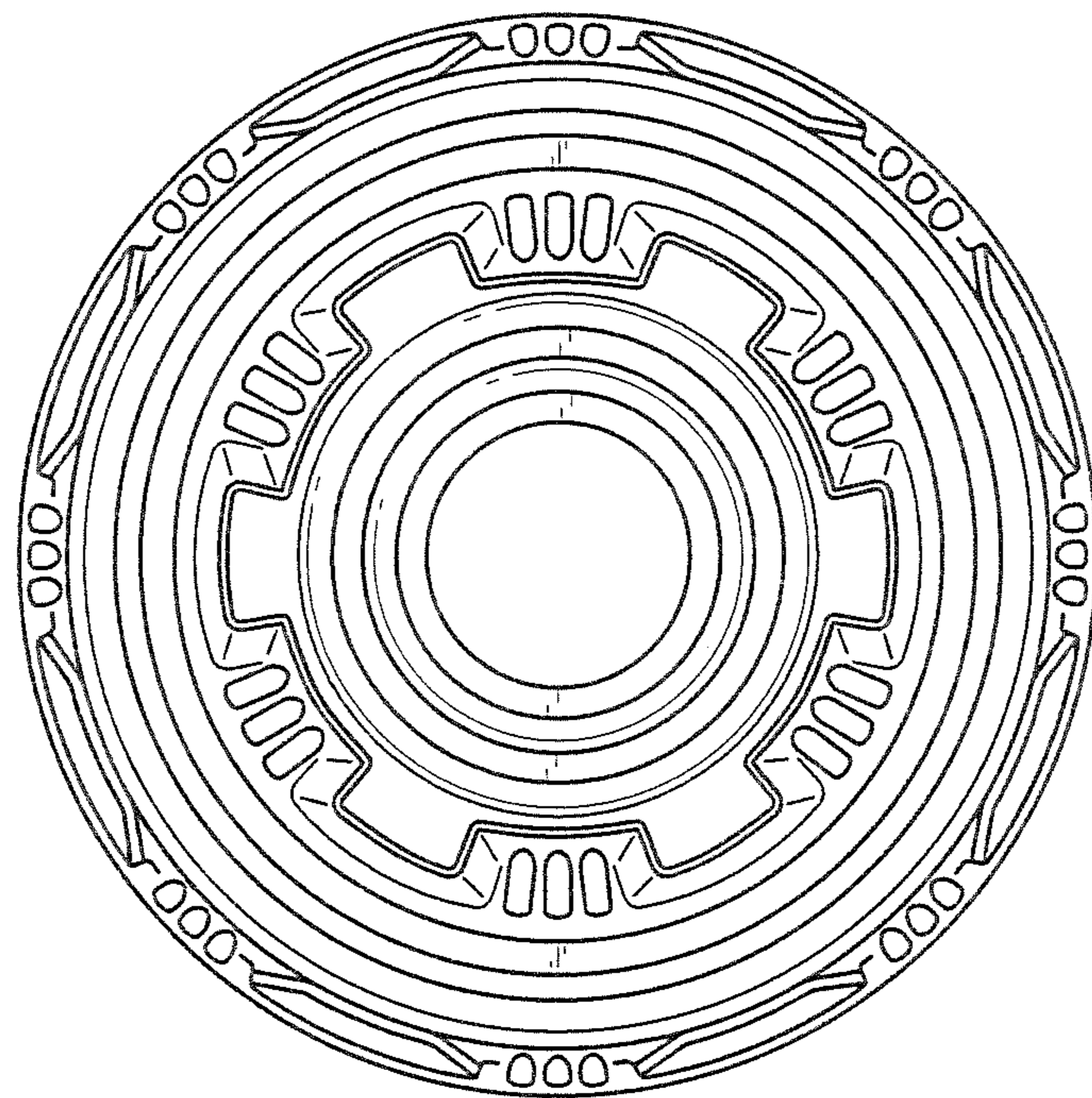


FIG. 6