



US00D737643S

(12) **United States Design Patent**  
**Foltyn**

(10) **Patent No.:** **US D737,643 S**

(45) **Date of Patent:** **\*\* Sep. 1, 2015**

(54) **WRENCH**

(71) Applicant: **Tomas Foltyn**, Abbotsford (CA)

(72) Inventor: **Tomas Foltyn**, Abbotsford (CA)

(\*\*) Term: **14 Years**

(21) Appl. No.: **29/446,051**

(22) Filed: **Feb. 20, 2013**

(51) **LOC (10) Cl.** ..... **08-05**

(52) **U.S. Cl.**  
USPC ..... **D8/22**

(58) **Field of Classification Search**  
USPC ..... D8/21-23, 82, 83, 88, 89, 107; 81/60,  
81/177.1, 177.85, 121.1, 124.3, 165-170,  
81/110.1, 176.2, 124.6, 176.1, 176.15,  
81/177.2, 133, 157, 173  
CPC ..... B25B 13/00; B25B 13/10; B25B 13/12  
See application file for complete search history.

(56) **References Cited**

**U.S. PATENT DOCUMENTS**

D463,233 S \* 9/2002 Salazar et al. .... D8/22  
6,470,773 B1 \* 10/2002 Wu ..... 81/165  
D474,380 S \* 5/2003 Chartier et al. .... D8/23

6,848,342 B2 \* 2/2005 Bergfeld, III ..... 81/153  
D511,279 S \* 11/2005 Albertson ..... D8/26  
7,240,591 B2 \* 7/2007 Hsien ..... 81/165  
D549,533 S \* 8/2007 Pond et al. .... D8/22  
D599,179 S \* 9/2009 Robinson et al. .... D8/22  
8,276,484 B2 \* 10/2012 Huang ..... 81/165

**FOREIGN PATENT DOCUMENTS**

CA 2572883 A1 7/2007

\* cited by examiner

*Primary Examiner* — Randall Gholson

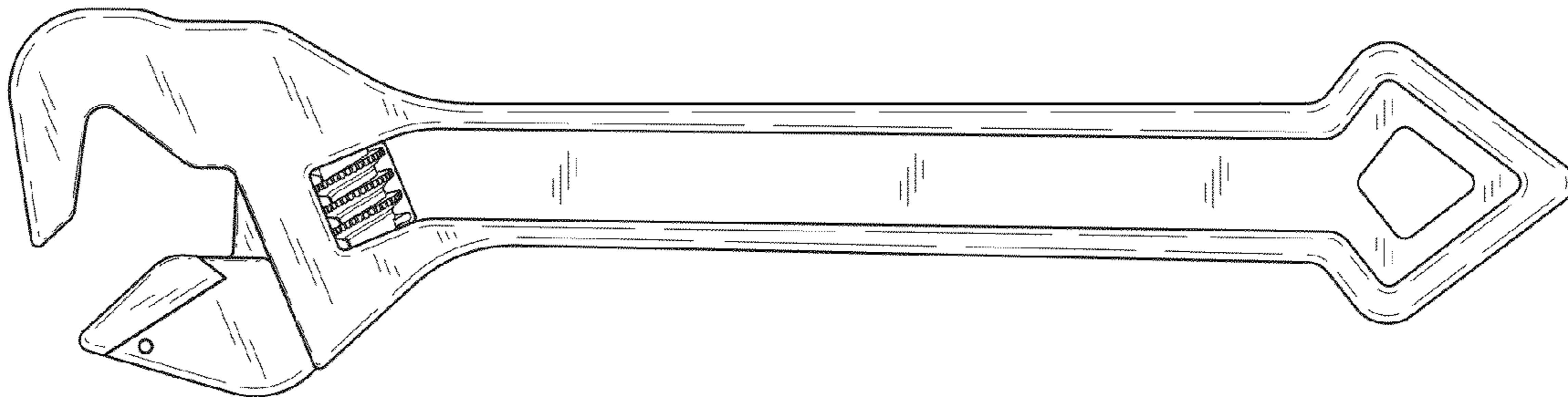
(57) **CLAIM**

The ornamental design for a wrench, as shown and described.

**DESCRIPTION**

FIG. 1 is a right side elevation view of the wrench;  
FIG. 2 is a left side elevation view of the wrench shown in FIG. 1;  
FIG. 3 is a top plan view of the wrench shown in FIG. 1;  
FIG. 4 is a bottom plan view of the wrench shown in FIG. 1;  
FIG. 5 is a rear elevation view of the wrench shown in FIG. 1;  
FIG. 6 is a front elevation view of the wrench shown in FIG. 1; and,  
FIG. 7 is a right side isometric view of the wrench shown in FIG. 1.

**1 Claim, 5 Drawing Sheets**



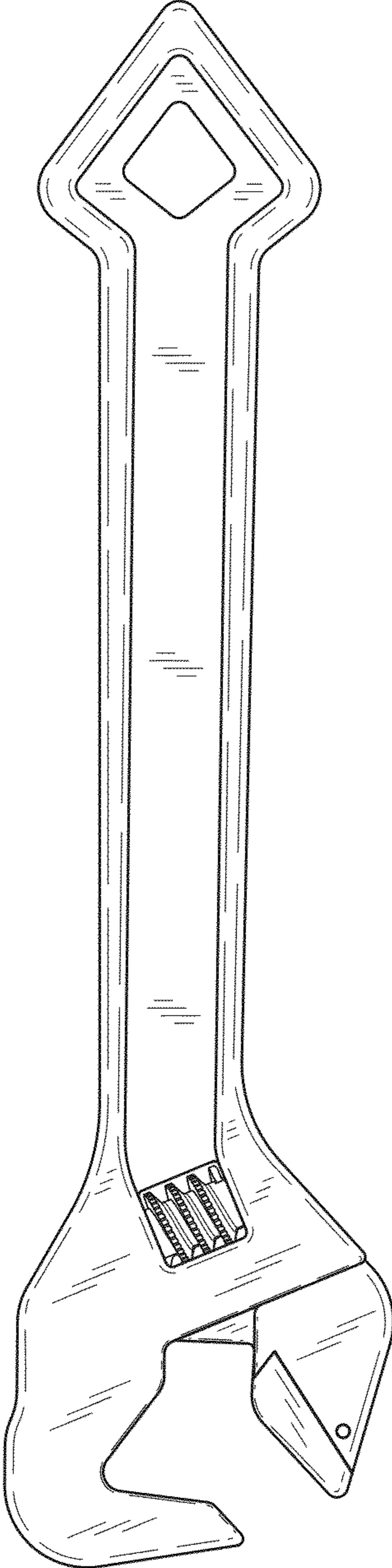


FIG. 1

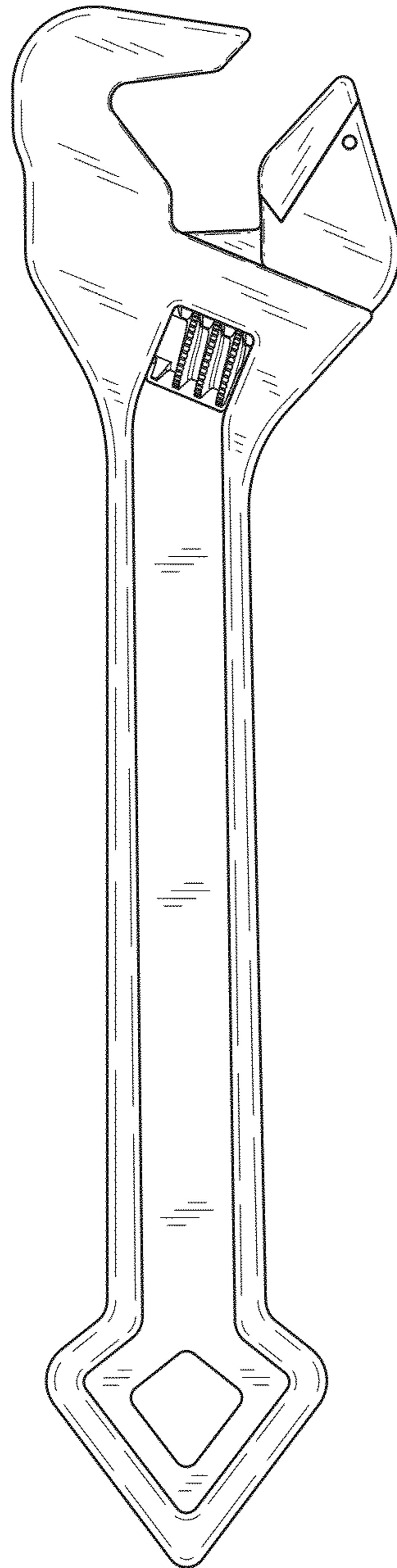


FIG. 2




FIG. 3




FIG. 4




FIG. 6

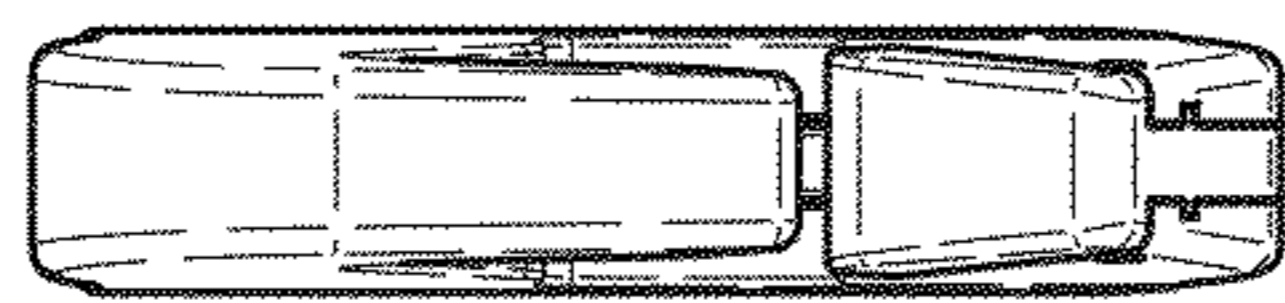


FIG. 5

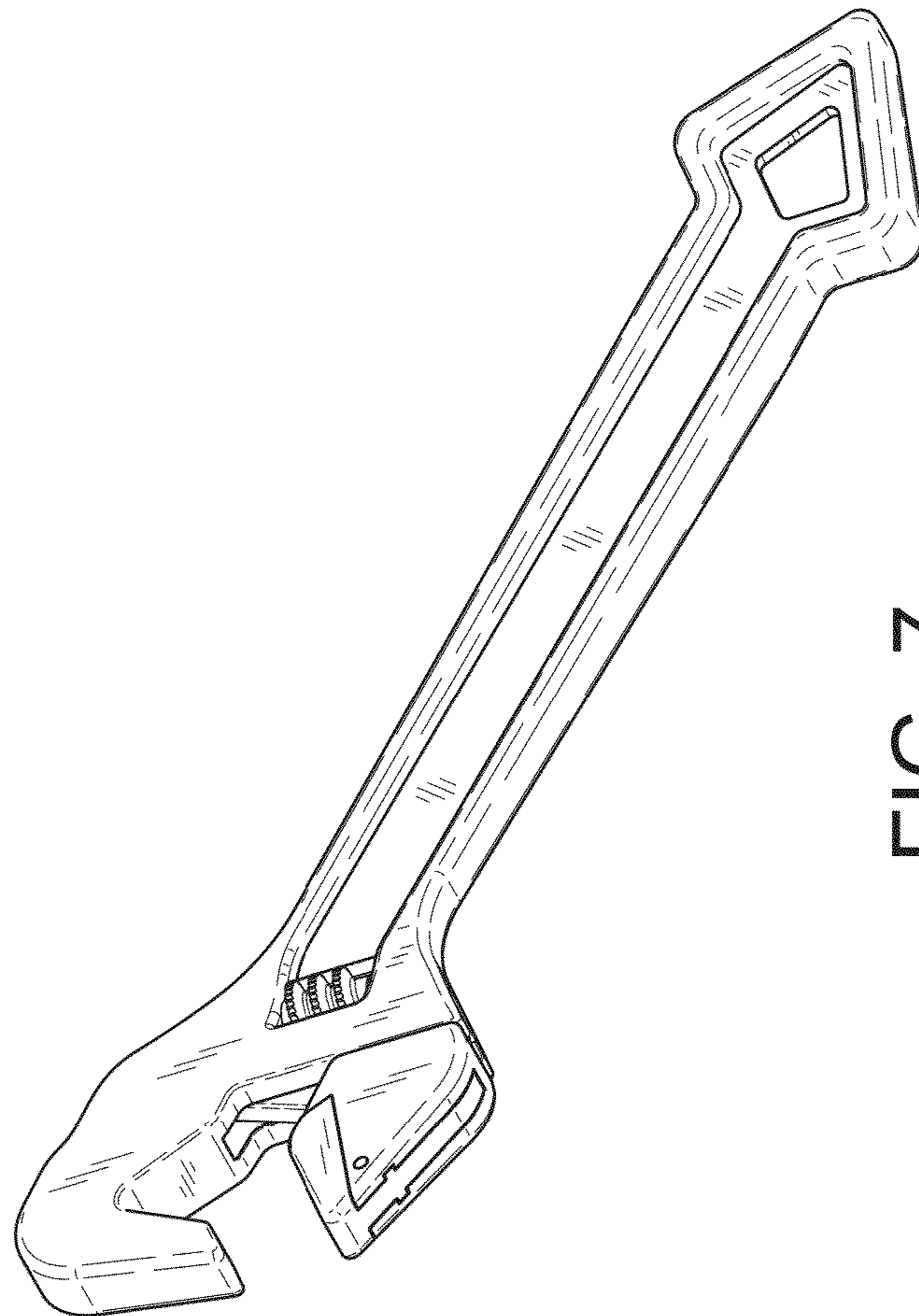


FIG. 7