



US00D737642S

(12) **United States Design Patent**
Macor

(10) **Patent No.:** **US D737,642 S**

(45) **Date of Patent:** **** Sep. 1, 2015**

(54) **EXTRA LONG WRENCH HANDLE**

(71) Applicant: **Richard J. Macor**, Hunterdon County,
NJ (US)

(72) Inventor: **Richard J. Macor**, Hunterdon County,
NJ (US)

(73) Assignee: **Proprietary Technologies, Inc.**

(**) Term: **14 Years**

(21) Appl. No.: **29/463,932**

(22) Filed: **Apr. 10, 2014**

(51) **LOC (10) Cl.** **08-05**

(52) **U.S. Cl.**
USPC **D8/21**

(58) **Field of Classification Search**
USPC D8/25, 60, 97, 107, 21, 82-87, 308,
D8/307; 81/177.1, 177.85, 121.1, 124.3,
81/165-170, 110.1, 176.2, 124.6, 176.1,
81/176.15, 177.2, 186; 16/110.1
CPC B25B 1/00; B25B 7/00; B25B 9/00;
B25B 13/00
See application file for complete search history.

(56) **References Cited**

U.S. PATENT DOCUMENTS

D481,613 S * 11/2003 Macor D8/107
6,655,239 B1 * 12/2003 Macor 81/125.1
D506,371 S * 6/2005 Hsien D8/27
D632,147 S * 2/2011 Yang D8/28

D701,437 S * 3/2014 Macor D8/21
D701,439 S * 3/2014 Macor D8/21
8,701,524 B2 * 4/2014 Chang et al. 81/60
D708,011 S * 7/2014 Liberatore D7/398

* cited by examiner

Primary Examiner — Randall Gholson

(57) **CLAIM**

The ornamental design for an extra long wrench handle, as shown and described.

DESCRIPTION

This patent application may be related to one or more of the following patents and/or patent pending applications granted to the inventor herein: U.S. Pat. Nos. D701,439; D701,438; D701,437; D681,409; D604,130; 7,047,845; 6,959,628; 6,792,833; D494,833; 6,655,239; D481,613; Taiwan 207,794; China ZL03155502.0; and, Canada 2,751,658; 2,412,131.

FIG. 1 is a top plan view an extra long wrench handle showing my new design;

FIG. 2 is a bottom plan view thereof;

FIG. 3 is a left side elevation view thereof; and,

FIG. 4 is a right side elevation view thereof.

The front of the extra long wrench handle forms no part of the claimed design.

The rear of the extra long wrench handle forms no part of the claimed design.

The broken lines depict portions of the extra long wrench handle that form no part of the claimed design and define the boundaries of the claimed design.

1 Claim, 1 Drawing Sheet



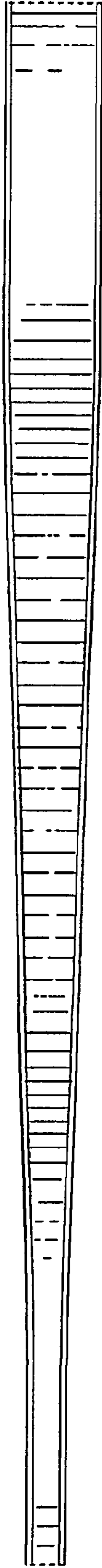


FIG. 1

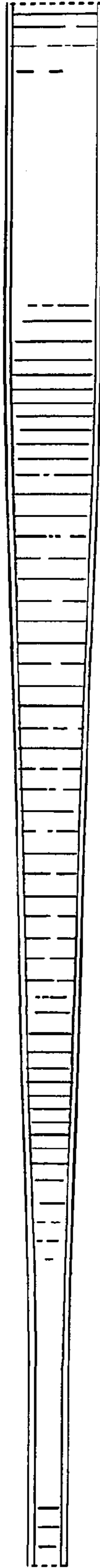


FIG. 2

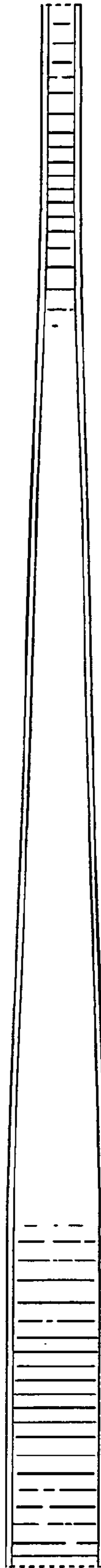


FIG. 3

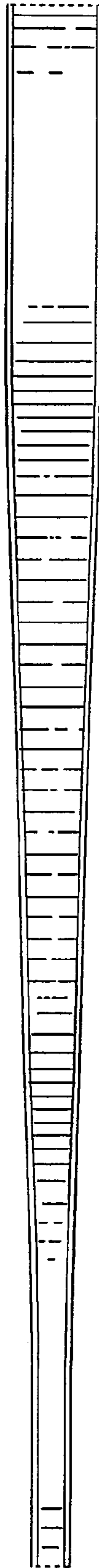


FIG. 4