



US00D737637S

(12) **United States Design Patent**
Jossem

(10) **Patent No.:** **US D737,637 S**
(45) **Date of Patent:** **** Sep. 1, 2015**

(54) **GRINDER**

(56) **References Cited**

(71) Applicant: **Chef'n Corporation**, Seattle, WA (US)

U.S. PATENT DOCUMENTS

(72) Inventor: **Adam A. Jossem**, Seattle, WA (US)

3,235,130	A *	2/1966	Waither et al.	222/142.9
3,476,297	A *	11/1969	Swett et al.	222/480
D446,692	S *	8/2001	Bodum	D7/679
D455,324	S *	4/2002	Wright	D7/679
D484,371	S *	12/2003	Tang et al.	D7/679
D616,262	S *	5/2010	Lundstrom	D7/679

(73) Assignee: **Chef'n Corporation**, Seattle, WA (US)

(**) Term: **14 Years**

* cited by examiner

(21) Appl. No.: **29/484,909**

Primary Examiner — Terry Wallace

(22) Filed: **Mar. 13, 2014**

(74) *Attorney, Agent, or Firm* — Seed IP Law Group PLLC

(51) **LOC (10) Cl.** **07-04**

(57) **CLAIM**

(52) **U.S. Cl.**

The ornamental design for a grinder, as shown and described.

USPC **D7/679**

DESCRIPTION

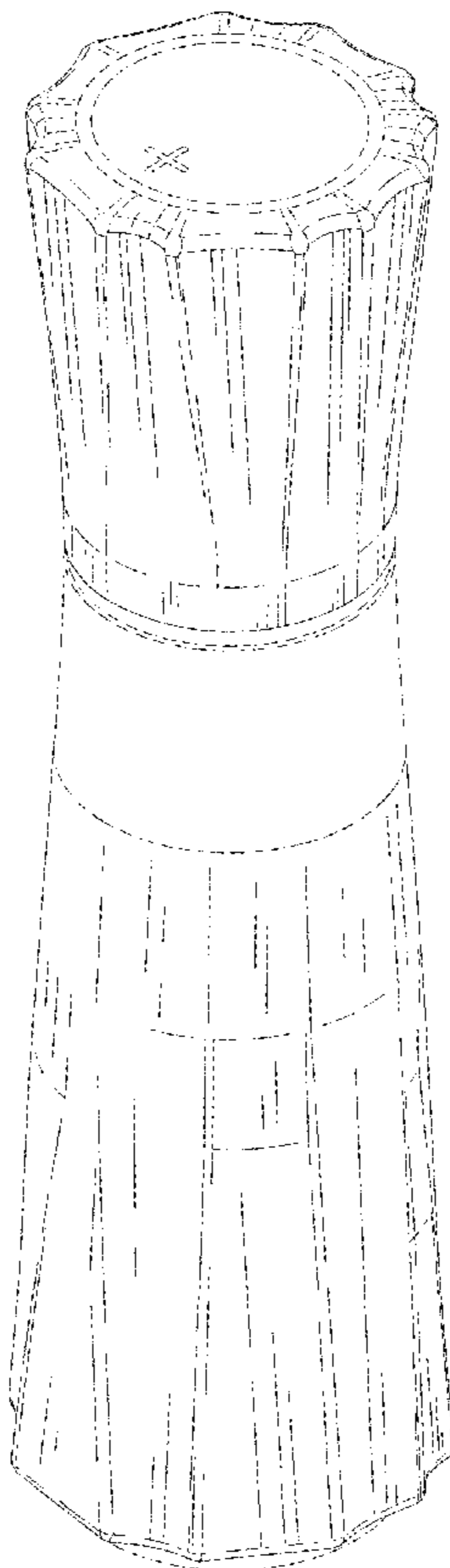
(58) **Field of Classification Search**

USPC D7/679, 372, 373, 401.1, 590–598;
241/25, 36, 83, 92, 95, 101.2, 101.3,
241/199.12, 273.1–273.4, 282.1, 168, 169,
241/169.1; 99/484, 485, 495, 509, 510;
222/142.1–142.9, 480
CPC A47J 42/04; A47J 42/08; A47J 42/15;
A47J 43/25; A61J 7/007; B02C 19/00; B02C
18/08

FIG. 1 is a perspective view of a grinder showing my new design.
FIG. 2 is a front elevation view thereof.
FIG. 3 is a rear elevation view thereof.
FIG. 4 is a left side elevation view thereof.
FIG. 5 is a right side elevation view thereof.
FIG. 6 is a top plan view thereof; and,
FIG. 7 is a bottom plan view thereof.
The broken lines in the figures form no part of the claimed design.

See application file for complete search history.

1 Claim, 6 Drawing Sheets



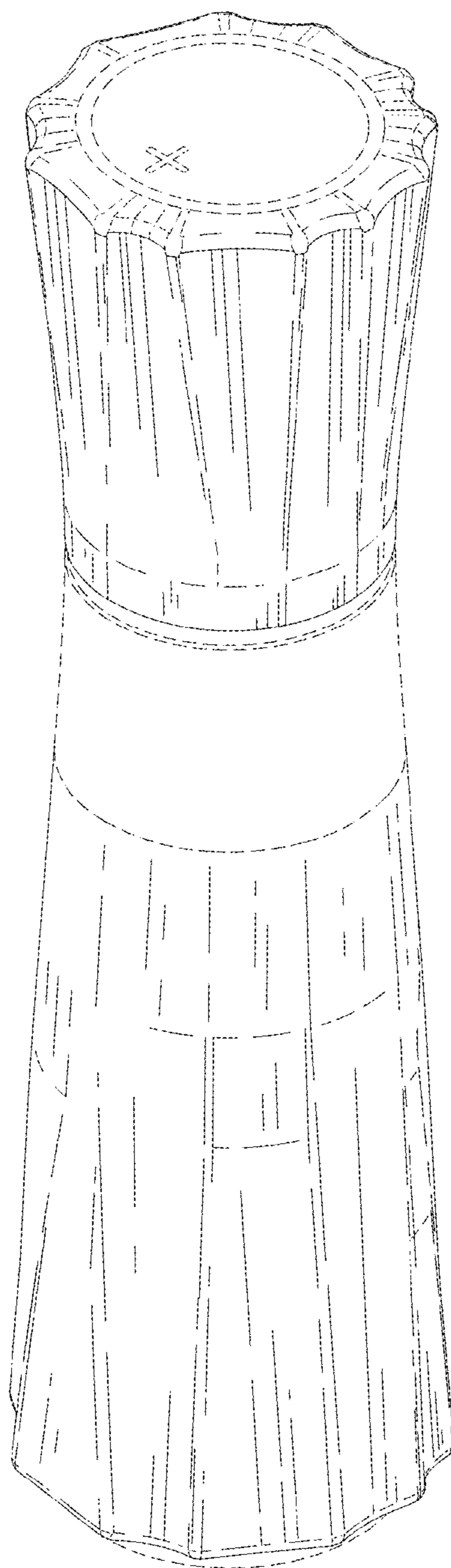


FIG. 1

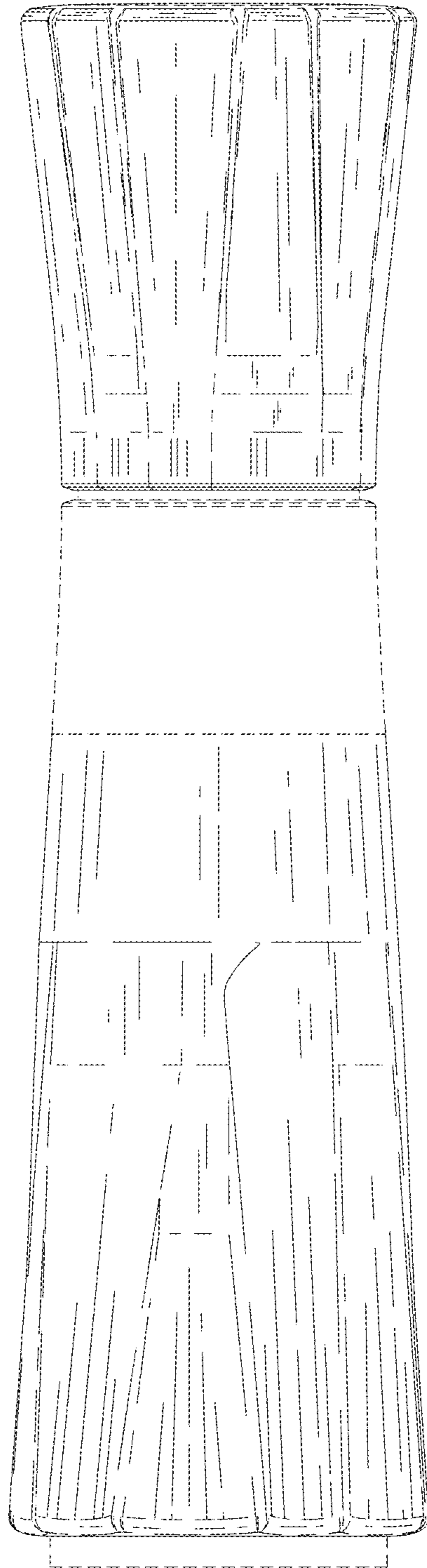


FIG. 2




FIG. 3




FIG. 4




FIG. 5

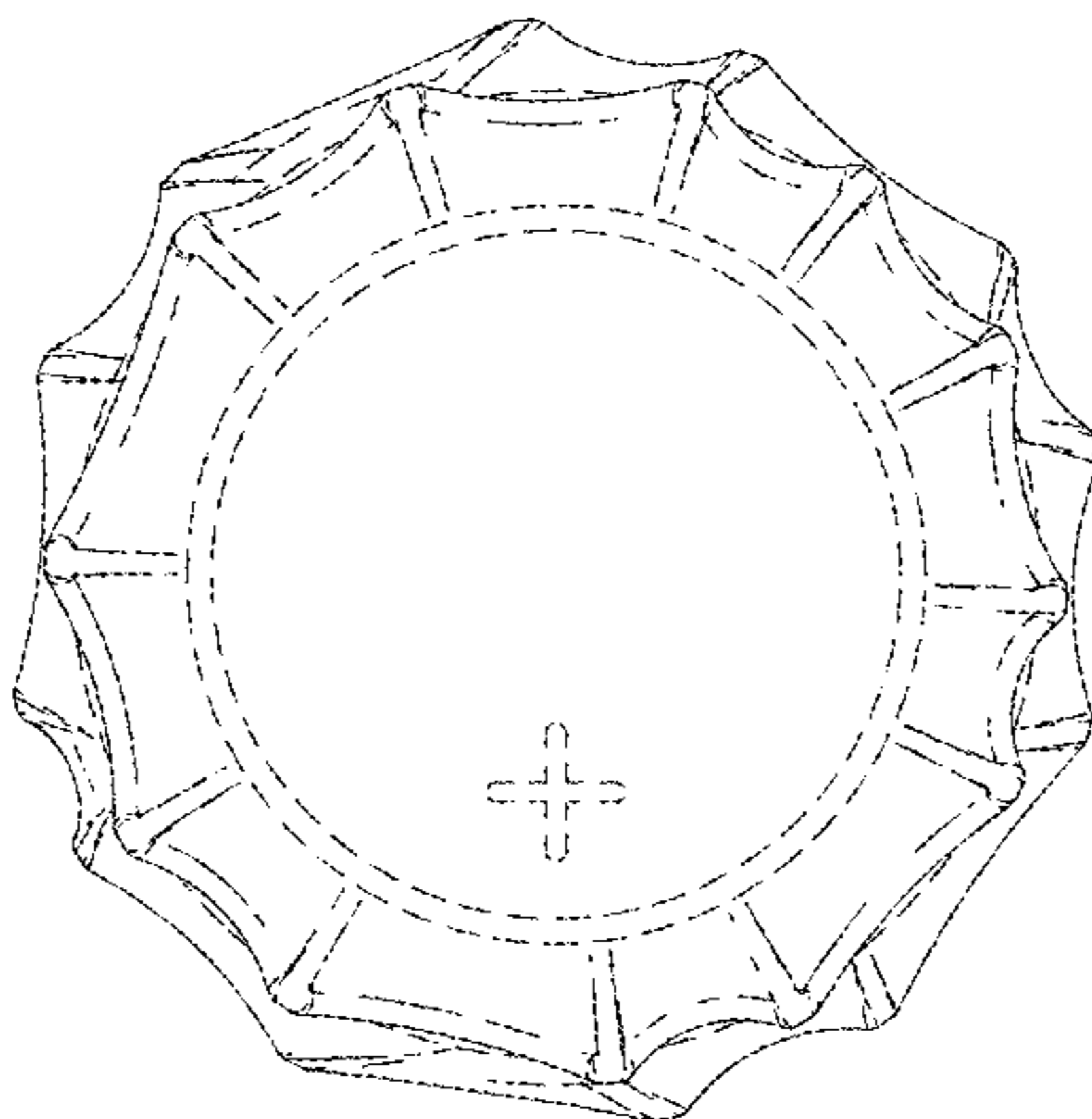


FIG. 6

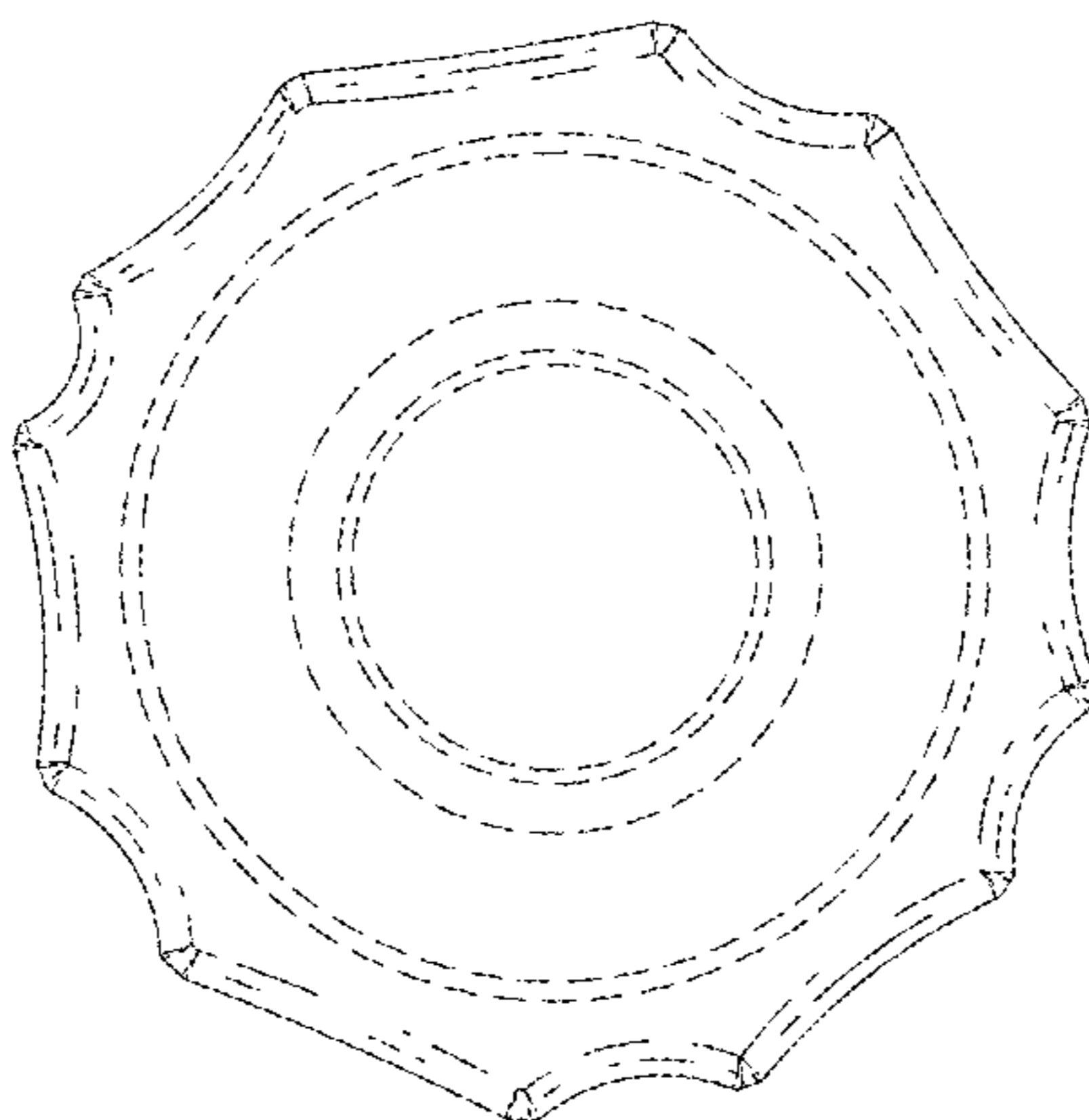


FIG. 7