



US00D737633S

(12) **United States Design Patent**  
**Breton**

(10) **Patent No.:** **US D737,633 S**

(45) **Date of Patent:** **\*\* \*Sep. 1, 2015**

(54) **MULTI COMPARTMENT FOOD SERVICE TRAY**

(56) **References Cited**

U.S. PATENT DOCUMENTS

(71) Applicant: **Huhtamaki, Inc.**, De Soto, KS (US)

D426,110 S \* 6/2000 Schmidt ..... D7/553.4

(72) Inventor: **Donald V. Breton**, N. Vassalboro, ME (US)

D515,866 S \* 2/2006 Wiedmeyer et al. .... D7/396.1

D541,589 S \* 5/2007 Littlejohn ..... D7/549

D547,127 S \* 7/2007 Haughton ..... D7/555

D572,540 S \* 7/2008 Shew et al. .... D7/629

D573,409 S \* 7/2008 Lovett ..... D7/553.3

(73) Assignee: **HUHTAMAKI, INC.**, De Soto, KS (US)

D651,047 S \* 12/2011 Johnson et al. .... D7/553.1

D686,460 S \* 7/2013 Maggio ..... D7/553.1

D695,077 S \* 12/2013 Chase ..... D7/555

D698,666 S \* 2/2014 Sifuentes et al. .... D9/761

D698,667 S \* 2/2014 Snedden et al. .... D9/761

D716,610 S \* 11/2014 Ritch ..... D7/553.1

D720,629 S \* 1/2015 Snedden et al. .... D9/761

(\* ) Notice: This patent is subject to a terminal disclaimer.

\* cited by examiner

(\*\*) Term: **14 Years**

*Primary Examiner* — Kelley Donnelly

(21) Appl. No.: **29/495,502**

(74) *Attorney, Agent, or Firm* — Husch Blackwell LLP

(22) Filed: **Jul. 1, 2014**

(57) **CLAIM**

The ornamental design for a multi compartment food service tray, as shown and described.

(51) **LOC (10) Cl.** ..... **07-01**

(52) **U.S. Cl.**  
USPC ..... **D7/553.6**

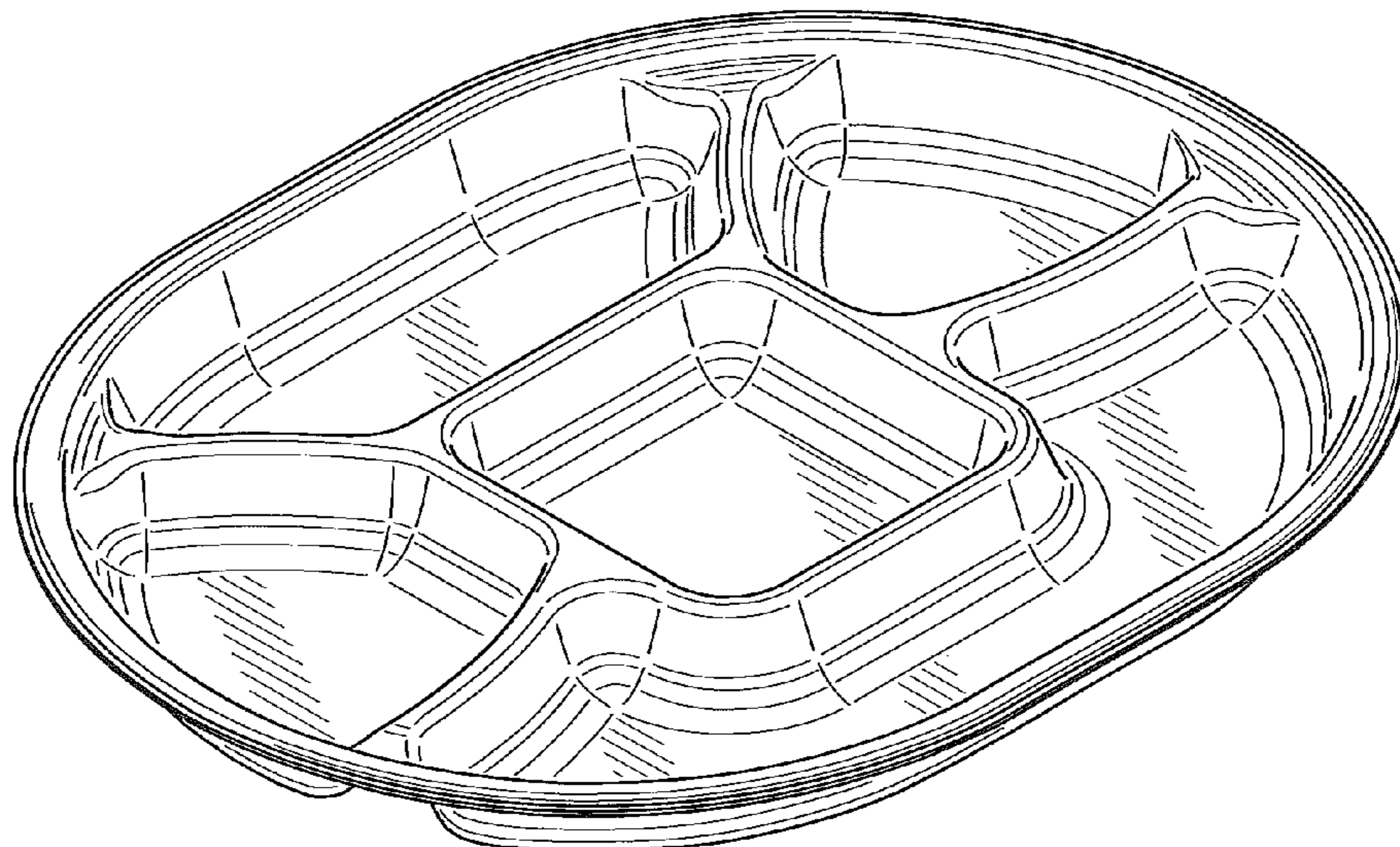
**DESCRIPTION**

(58) **Field of Classification Search**  
USPC ..... D7/396.4, 501, 505, 571, 538, 540,  
D7/541–543, 545, 546, 549, 552.1, 553,  
D7/553.1, 553.2, 553.6, 554.2; D9/424,  
D9/432, 716, 719, 738–740, 744–745, 756,  
D9/759–760, 761; D30/130; 219/732;  
220/500, 507, 553, 555  
CPC ..... B65D 1/34; B65D 21/00

FIG. 1 is a top perspective view of the design of a multi compartment food service tray;  
FIG. 2 is a top plan view of the multi compartment food service tray shown in FIG. 1;  
FIG. 3 is a bottom side view of the multi compartment food service tray shown in FIG. 1;  
FIG. 4 is a front side view of the multi compartment food service tray shown in FIG. 1; and,  
FIG. 5 is a left side view of the multi compartment food service tray shown in FIG. 1.

See application file for complete search history.

**1 Claim, 4 Drawing Sheets**



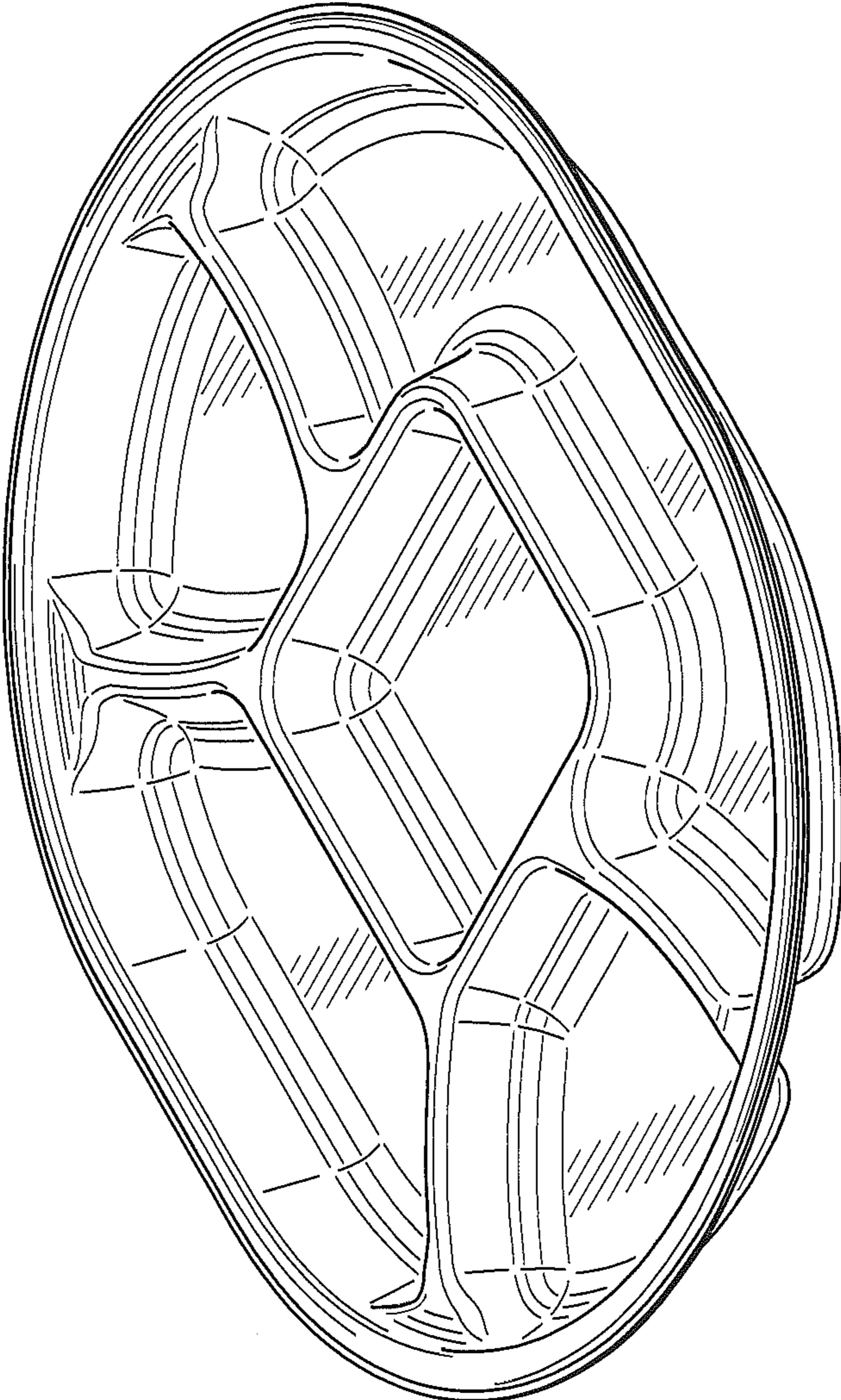


FIG. 1

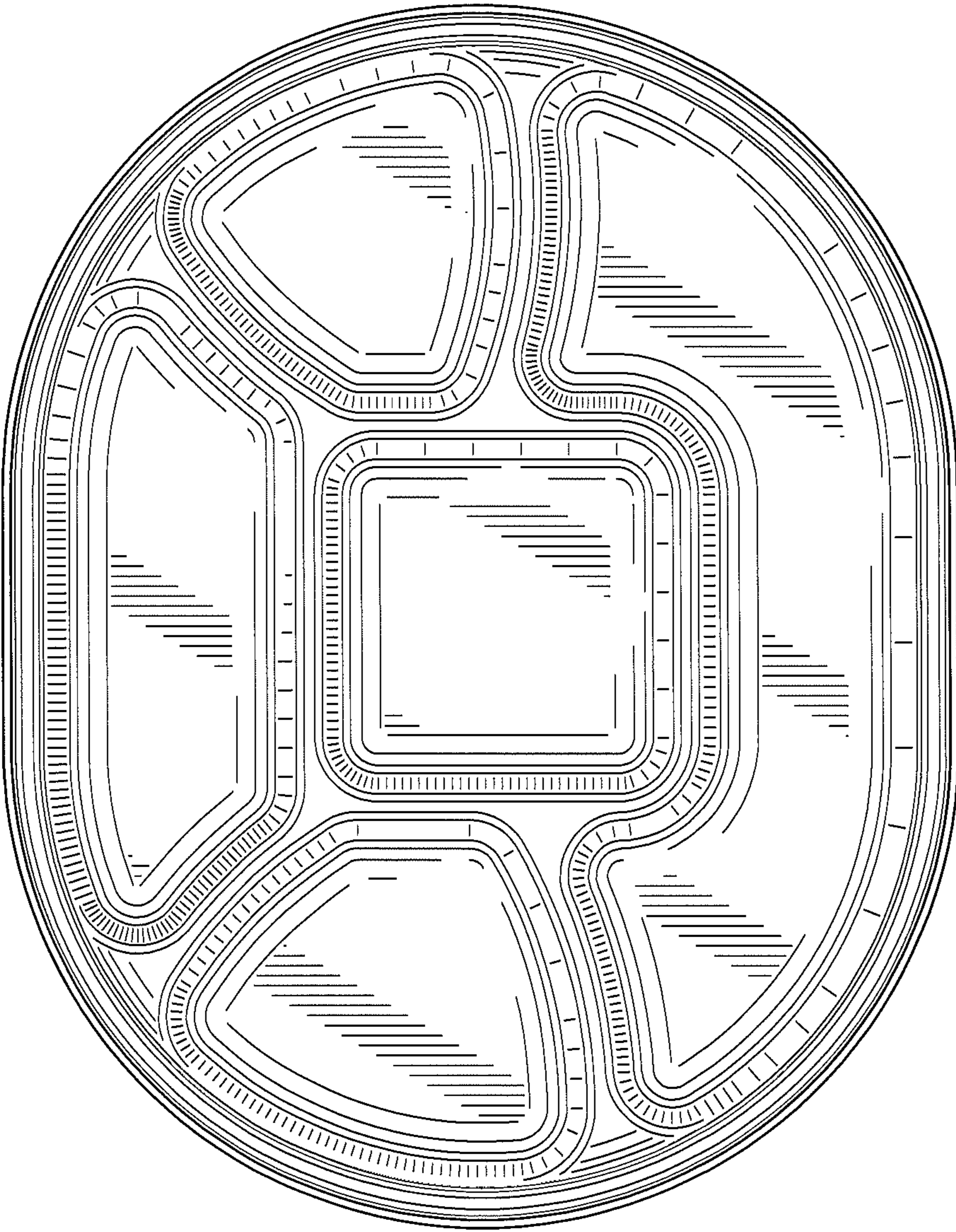


FIG. 2

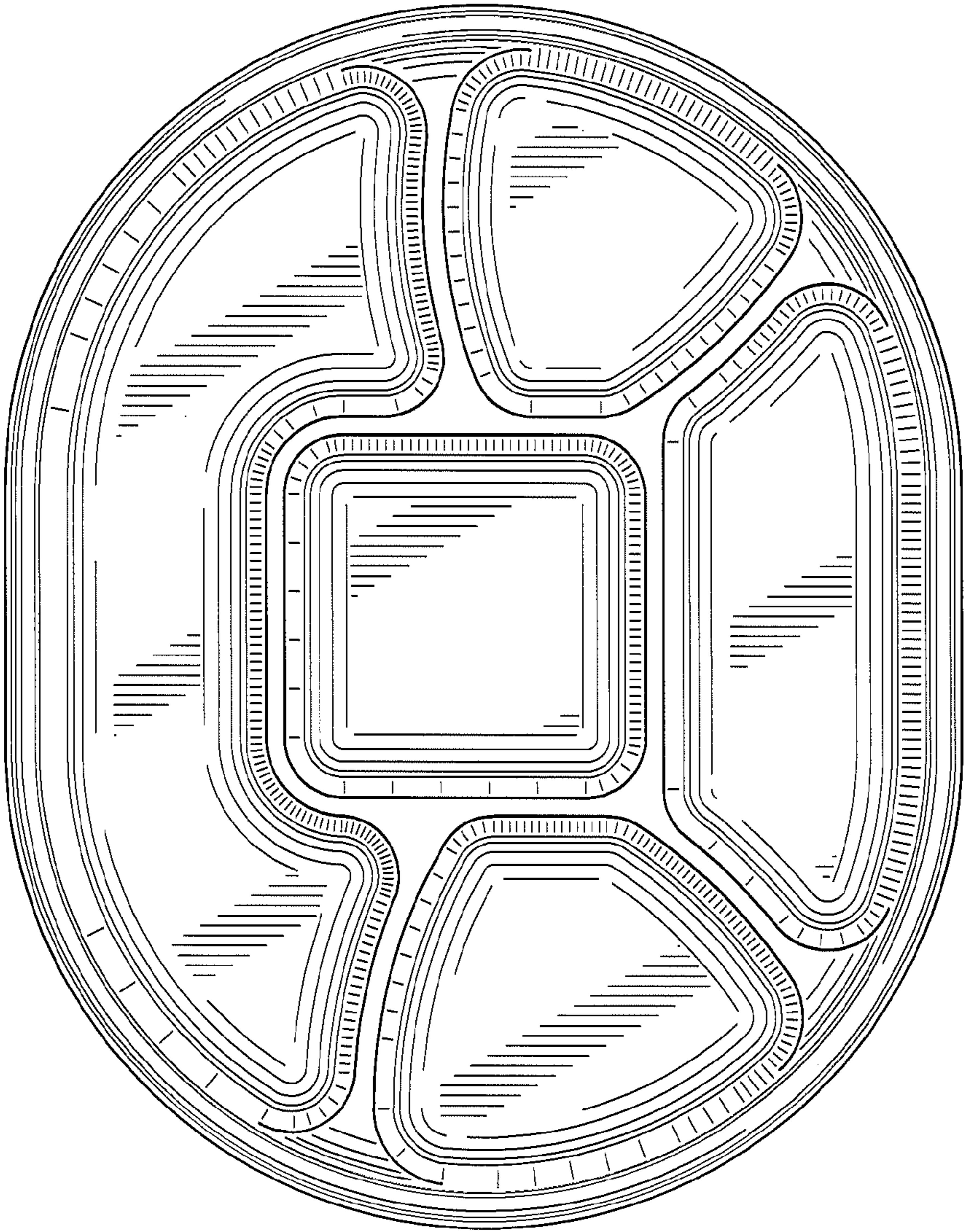


FIG. 3




FIG. 4

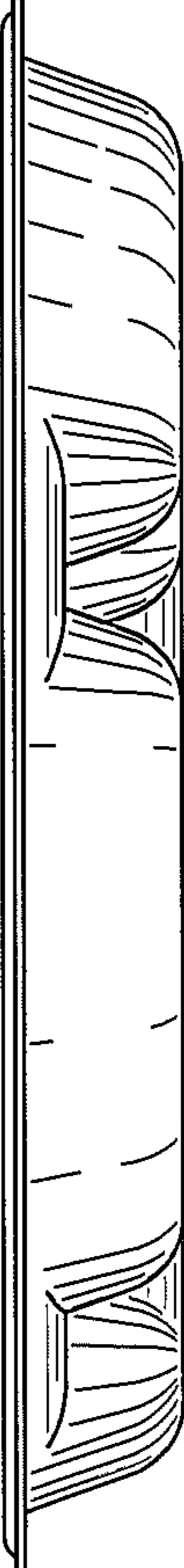


FIG. 5