

US00D737615S

(12) **United States Design Patent**
Nishikawa

(10) **Patent No.:** **US D737,615 S**

(45) **Date of Patent:** **** Sep. 1, 2015**

(54) **SOFA BASES**

(71) Applicant: **Yuko Nishikawa**, Brooklyn, NY (US)

(72) Inventor: **Yuko Nishikawa**, Brooklyn, NY (US)

(73) Assignee: **DONGHIA, INC**, Milford, CT (US)

(**) Term: **14 Years**

(21) Appl. No.: **29/485,708**

(22) Filed: **Mar. 21, 2014**

(51) **LOC (10) Cl.** **06-01**

(52) **U.S. Cl.**
USPC **D6/708**; D6/371; D6/373

(58) **Field of Classification Search**
USPC D6/334-336, 371, 373, 374, 381, 716,
D6/716.1, 716.4
CPC A47C 3/04; A47C 4/02; A47C 4/03;
A47C 7/021; A47C 7/18; A47C 17/02
See application file for complete search history.

(56) **References Cited**

U.S. PATENT DOCUMENTS

2,597,860	A	*	5/1952	Gerber et al.	A47C 4/02
D197,967	S	*	4/1964	Waitzman	D6/708
D199,789	S	*	12/1964	Pearsall	D6/381
D202,777	S	*	11/1965	Pearsall	D6/381
D209,197	S	*	11/1967	Chamness	D6/708
D249,205	S	*	9/1978	Spencer	D6/373
5,000,512	A	*	3/1991	Laird	A47C 4/02

D569,648	S	*	5/2008	Weiss	D6/381
D603,617	S	*	11/2009	Weiss	D6/381
D614,419	S	*	4/2010	Andersen	D6/381
7,988,236	B2	*	8/2011	Brandtner	A47C 17/02
D702,961	S	*	4/2014	Natuzzi	D6/381
D726,429	S	*	4/2015	Natuzzi	D6/371

* cited by examiner

Primary Examiner — Mimoso De

(74) *Attorney, Agent, or Firm* — Michael A. Blake

(57) **CLAIM**

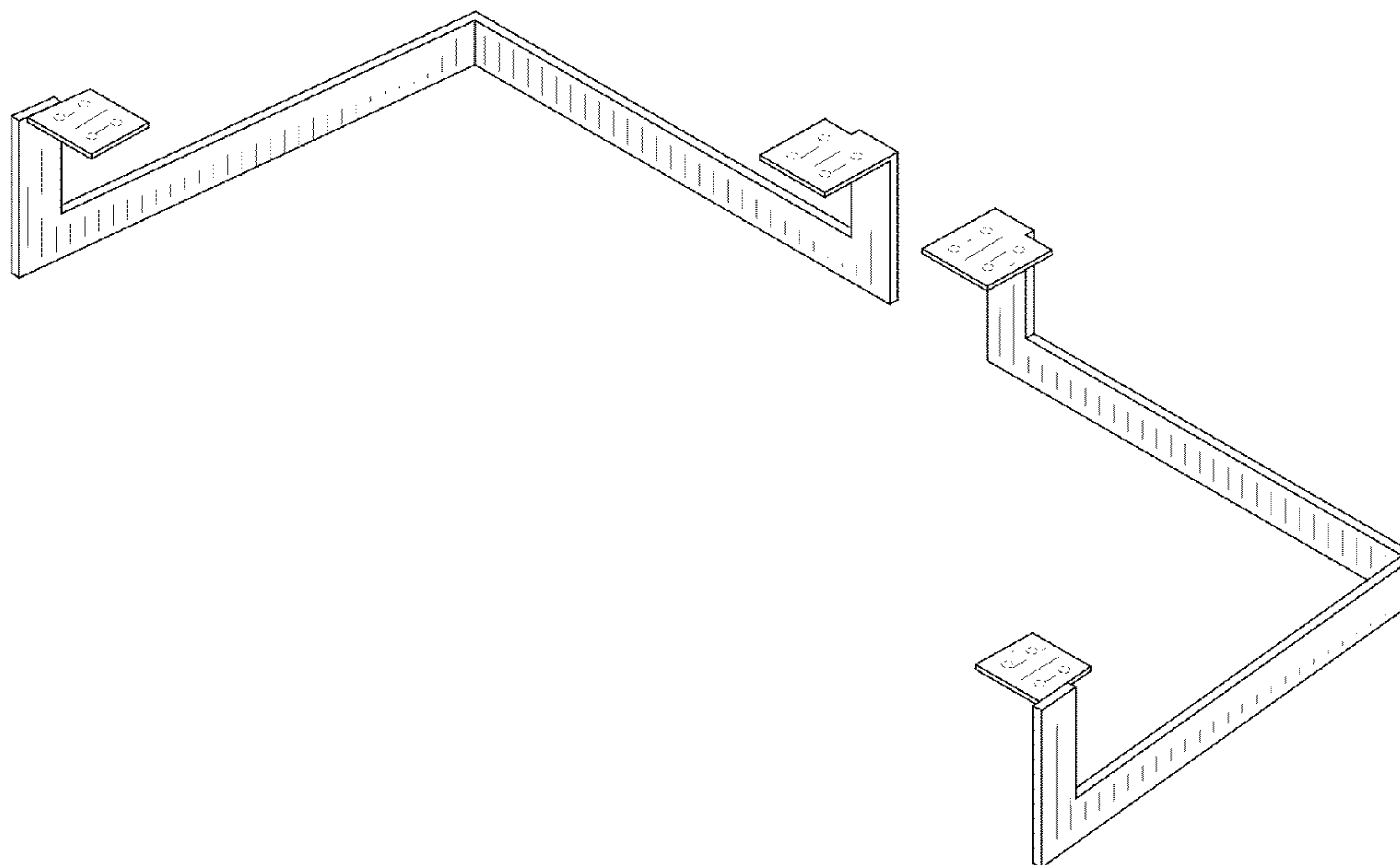
The ornamental design for a sofa bases, as shown and described.

DESCRIPTION

FIG. 1 is a front perspective view of two sofa bases, a sofa bases;
FIG. 2 is a front view of the two sofa bases, the left sofa base is on the left side of the page, and the right sofa base is on the right side of the page;
FIG. 3 is a rear view of the two sofa bases;
FIG. 4 is a left side view of the right sofa base;
FIG. 5 is a top view of the two sofa bases;
FIG. 6 is a perspective view of the two sofa bases attached to a first embodiment of a sofa; and,
FIG. 7 is a perspective view of the two sofa bases attached to a second embodiment of a sofa.

The broken lines in FIGS. 1, 5, 6, and 7 representing fastener holes in the sofa bases and the broken lines in FIGS. 6 and 7 representing the sofas, show the design as being used, and form no part of the claimed design.

1 Claim, 5 Drawing Sheets



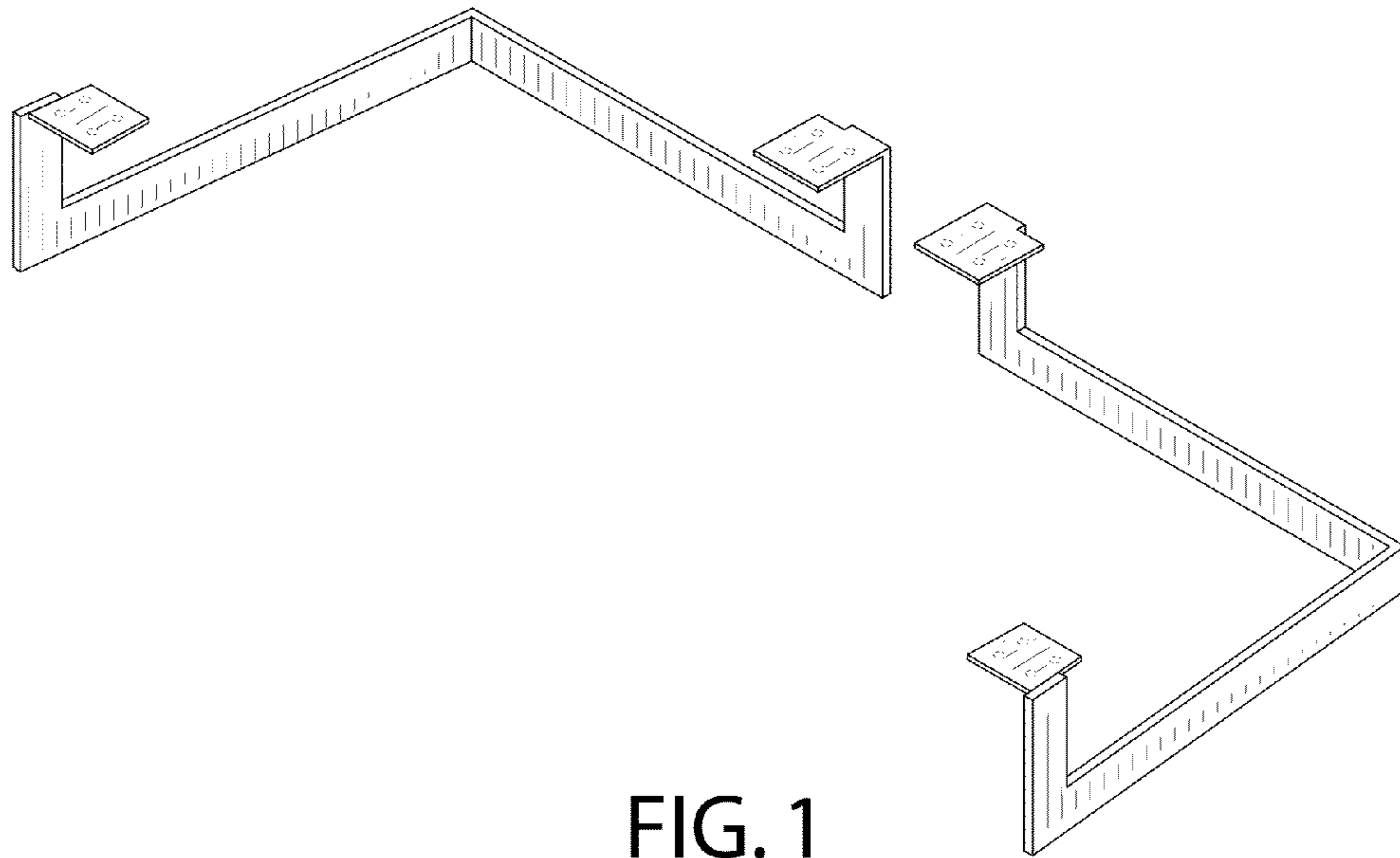


FIG. 1

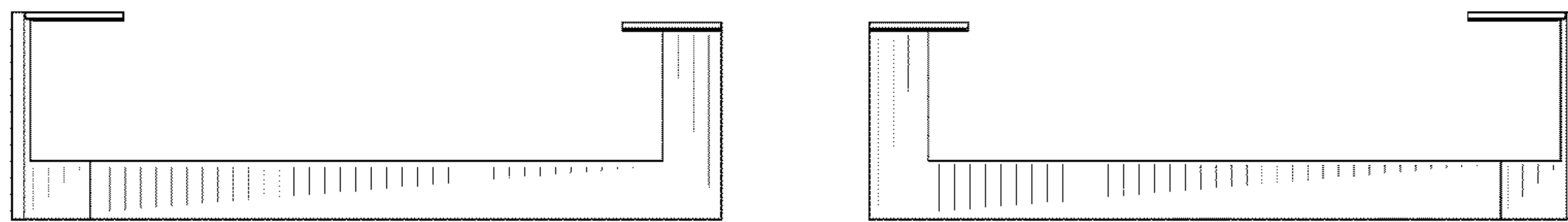


FIG. 2

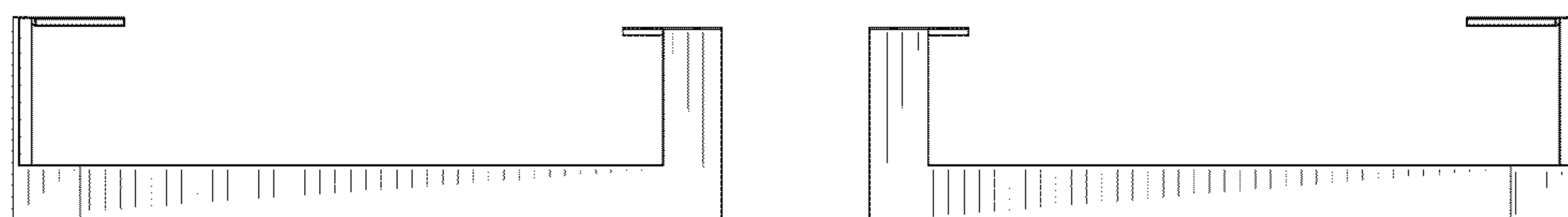


FIG. 3

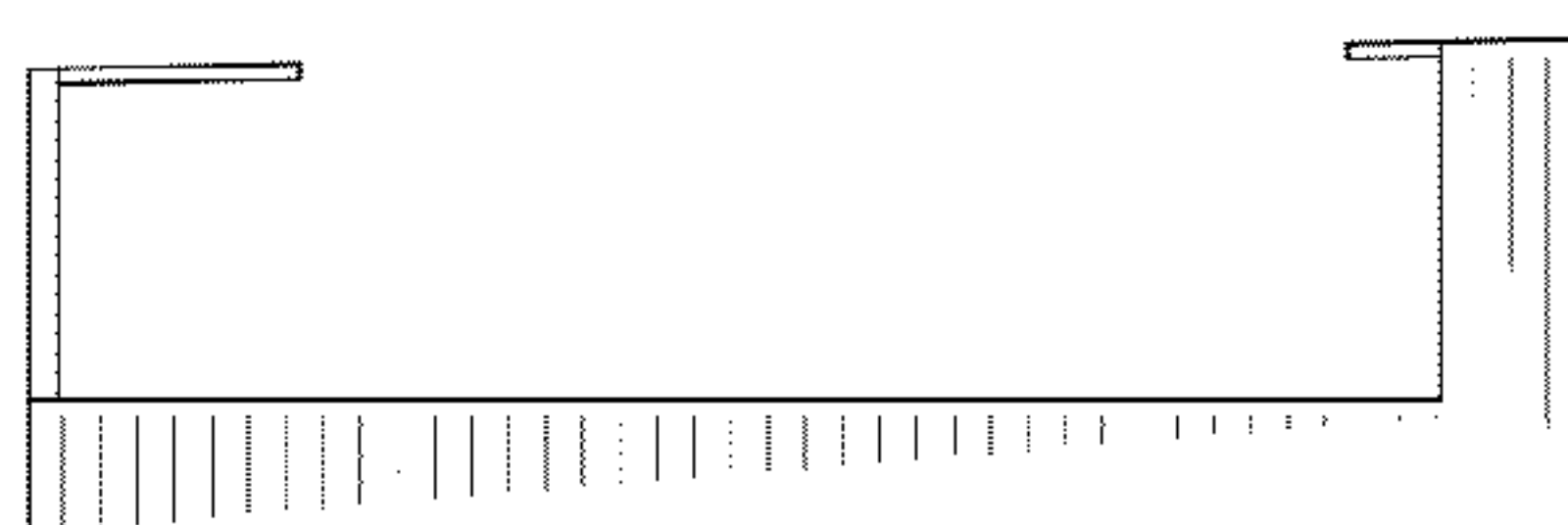


FIG. 4

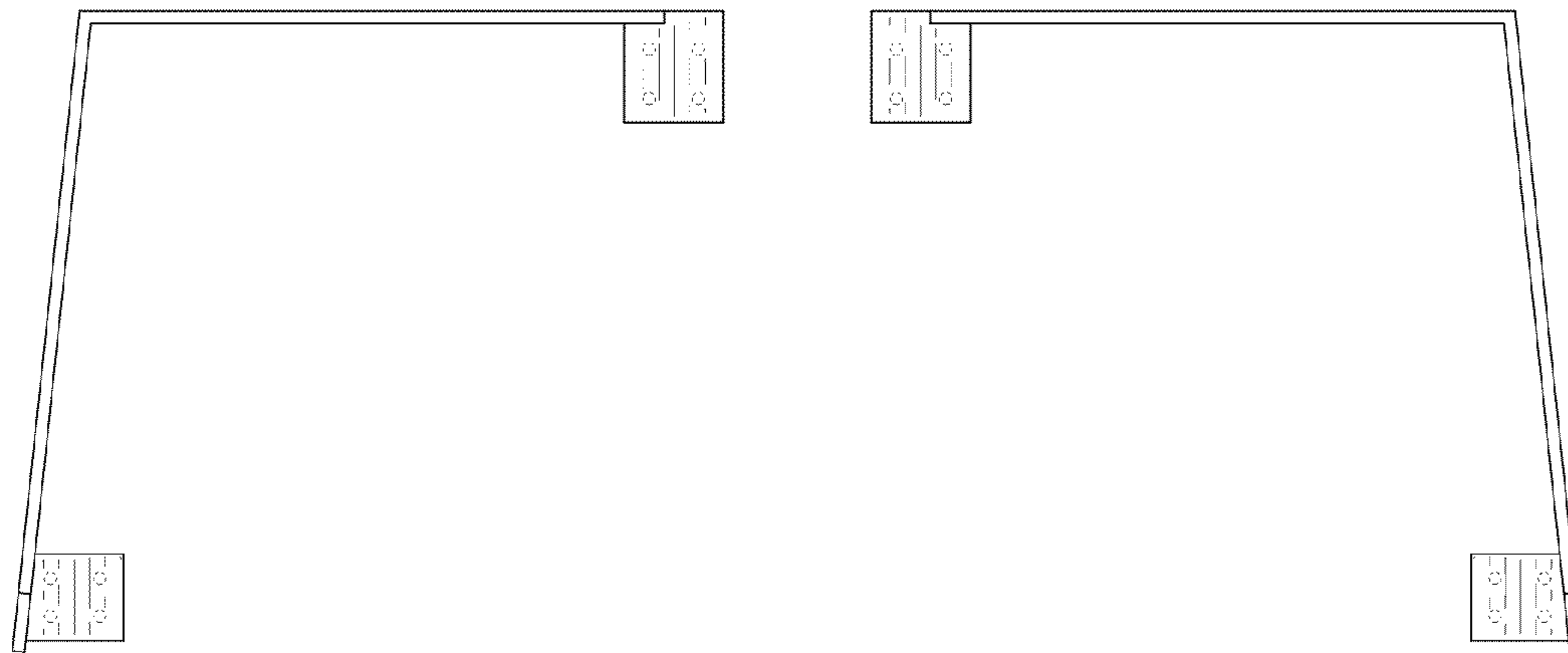


FIG. 5

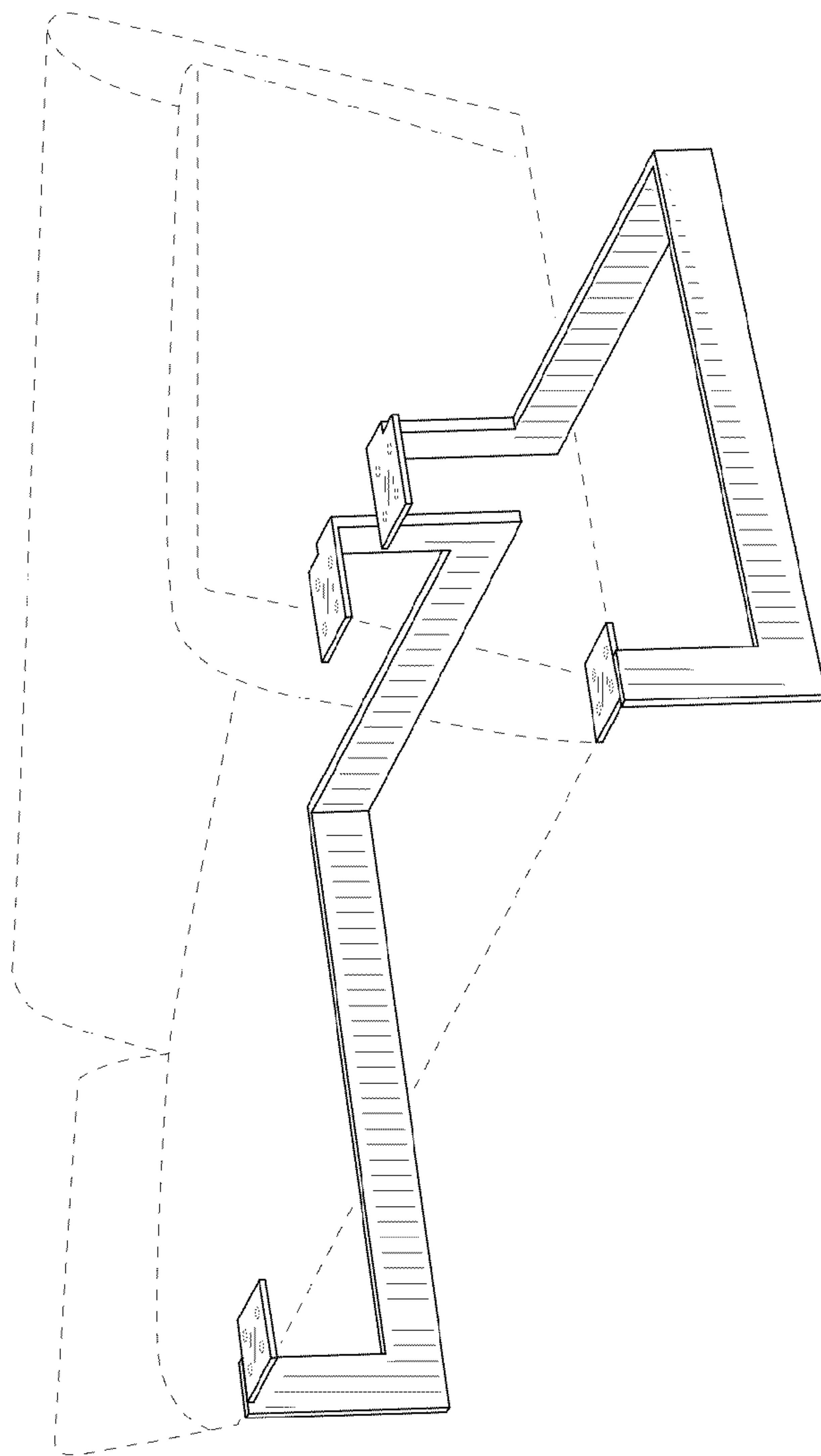


FIG. 6

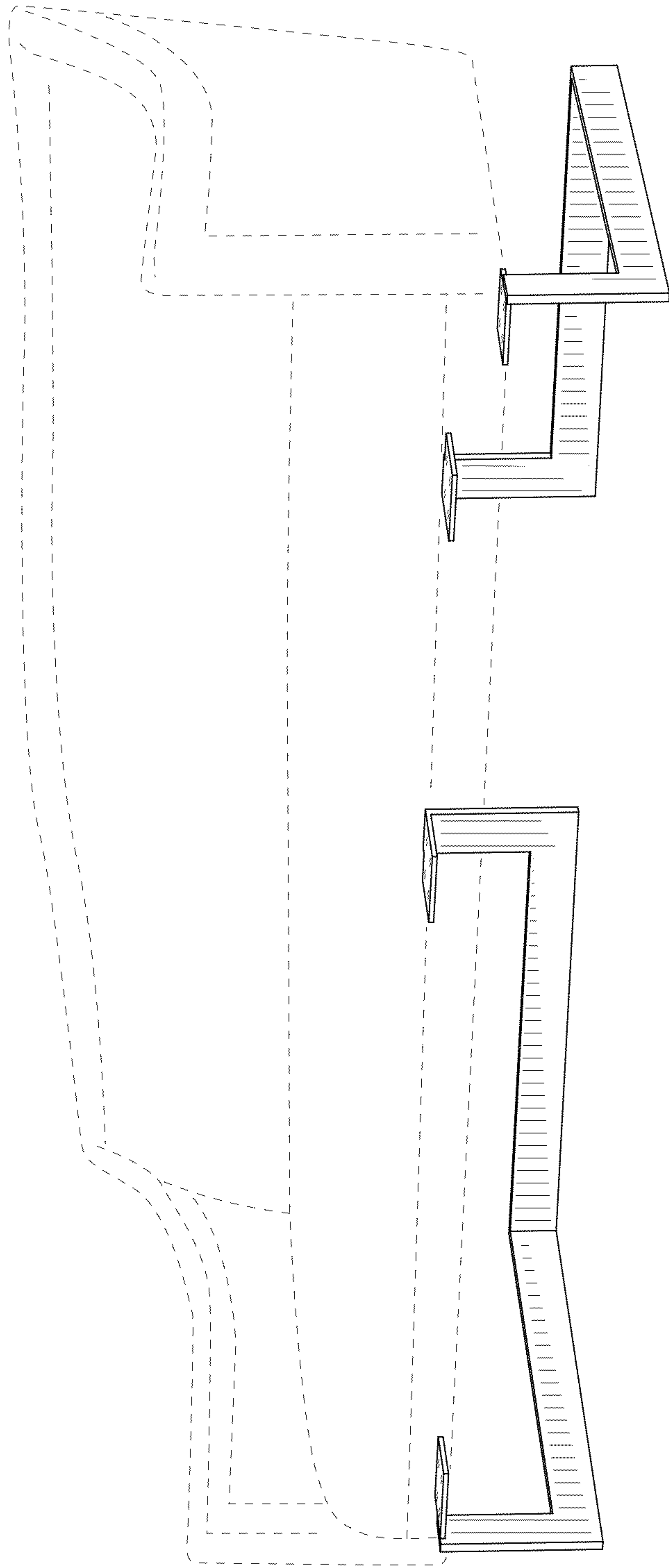


FIG. 7