



US00D737610S

(12) **United States Design Patent**
Kitada

(10) **Patent No.:** **US D737,610 S**

(45) **Date of Patent:** **** Sep. 1, 2015**

(54) **TABLE**

(71) Applicant: **OKAMURA CORPORATION**,
Yokohama-shi, Kanagawa (JP)

(72) Inventor: **Kazuhiko Kitada**, Yokohama (JP)

(73) Assignee: **Okamura Corporation**, Yokohama-shi
(JP)

(**) Term: **14 Years**

(21) Appl. No.: **29/483,889**

(22) Filed: **Mar. 4, 2014**

(30) **Foreign Application Priority Data**

Sep. 13, 2013 (JP) 2013-021239

(51) **LOC (10) Cl.** **06-03**

(52) **U.S. Cl.**
USPC **D6/691.9**

(58) **Field of Classification Search**
USPC D6/691, 691.1, 691.3, 691.5, 691.8,
D6/691.9

CPC A47B 7/00; A47B 13/00; A47B 13/02;
A47B 13/04; A47B 13/06; A47B 2200/11;
A47B 91/00; A47B 91/005; A47B 13/08;
A47B 13/088; A47B 2200/001

See application file for complete search history.

(56) **References Cited**

U.S. PATENT DOCUMENTS

D188,900 S * 9/1960 Knoll D6/484
D617,122 S * 6/2010 Moon et al. D6/686
D641,996 S * 7/2011 Wahl et al. D6/691.8

* cited by examiner

Primary Examiner — Janice Seeger

(74) *Attorney, Agent, or Firm* — Sughrue Mion, PLLC

(57) **CLAIM**

The ornamental design for a table, as shown and described.

DESCRIPTION

FIG. 1 is a perspective view of a table.
FIG. 2 is a front elevation view thereof. A rear elevation view is identical to the front elevation view.
FIG. 3 is a right side elevation view thereof. A left side elevation view is identical to the right side elevation view.
FIG. 4 is a top plan view thereof.
FIG. 5 is a bottom plan view thereof.
FIG. 6 is an enlarged cross-sectional view taken along the line 6-6 in FIG. 2; and,
FIG. 7 is an enlarged cross-sectional view taken along the line 7-7 in FIG. 3.

1 Claim, 7 Drawing Sheets

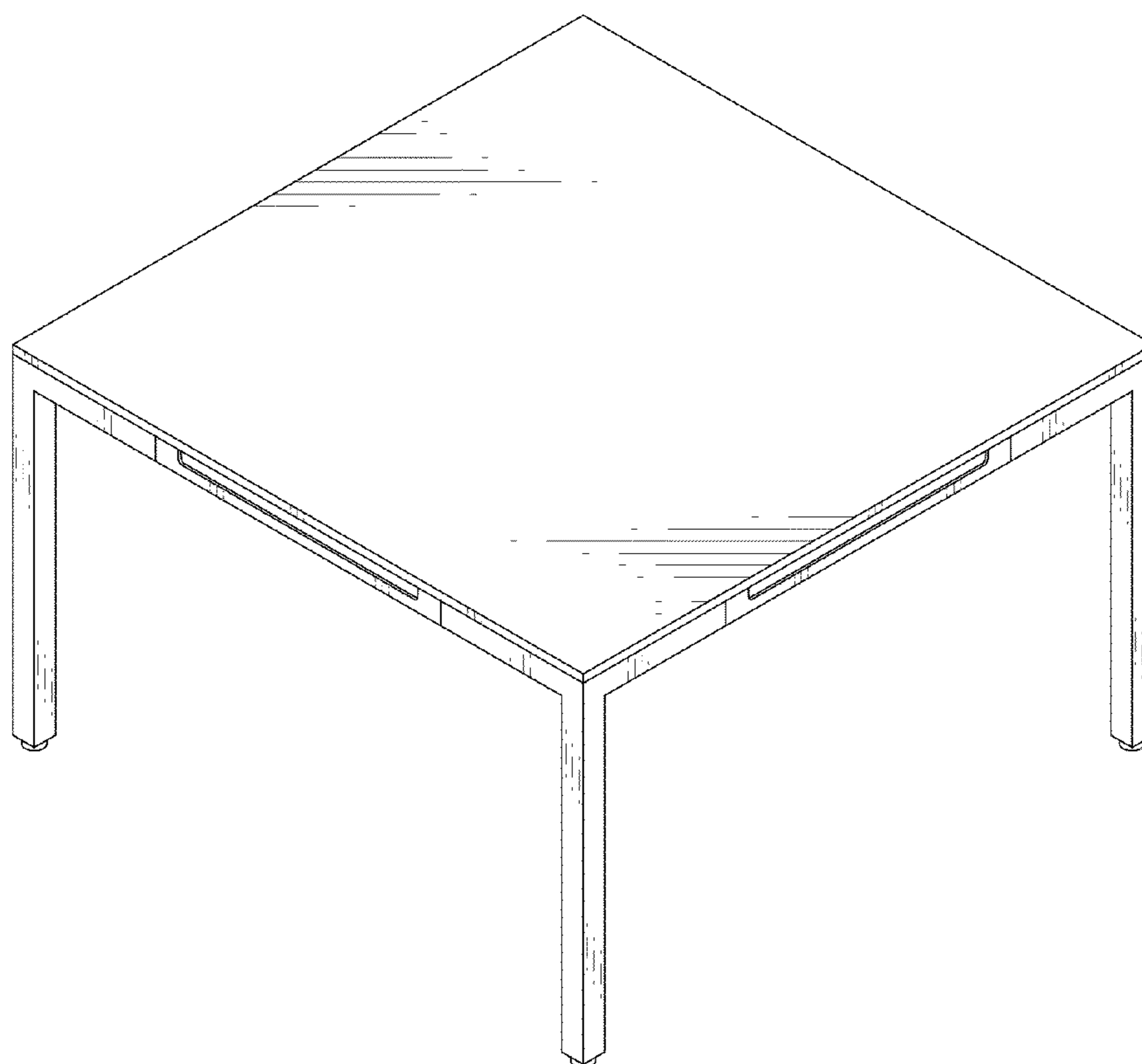


FIG. 1

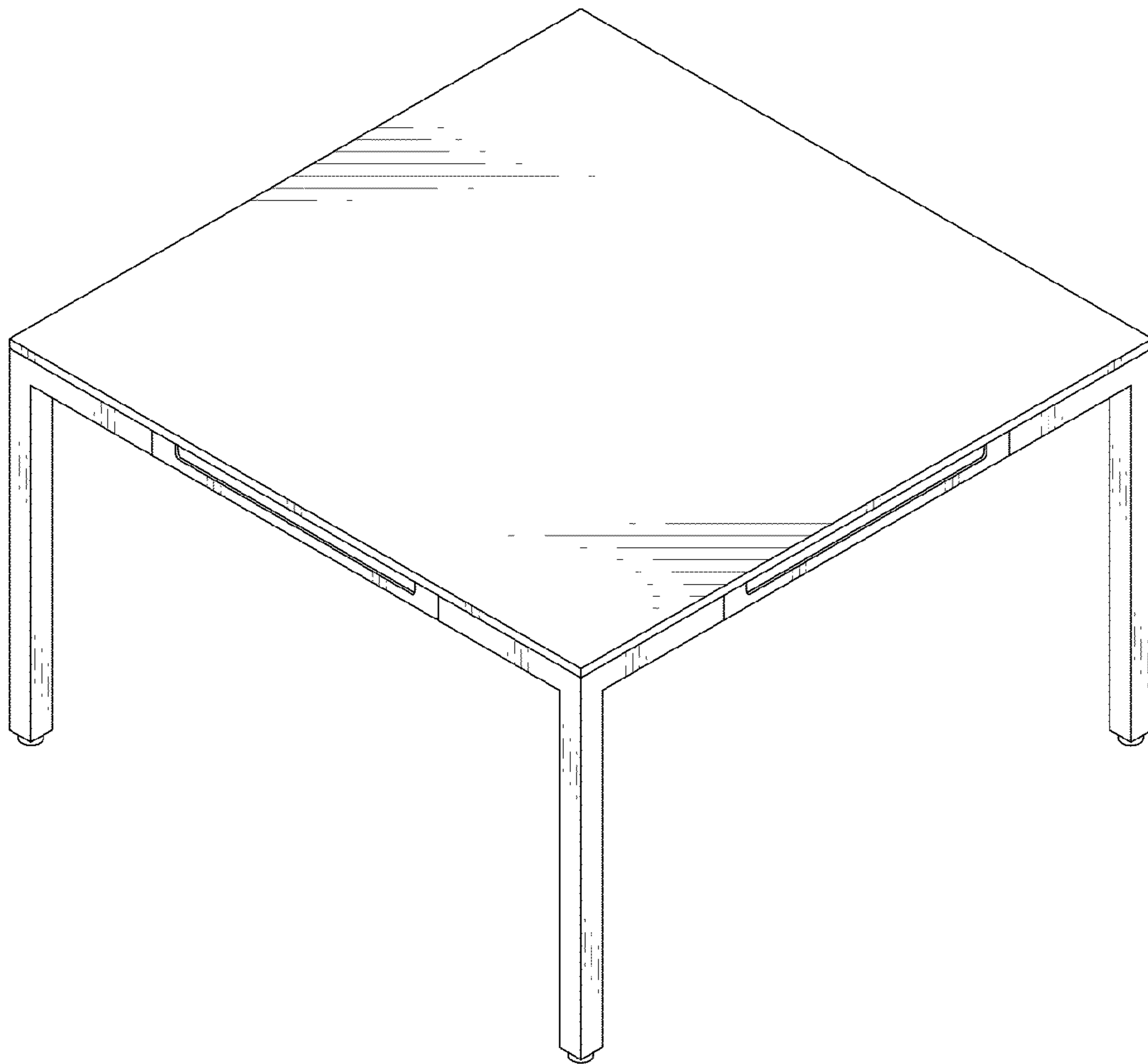



FIG. 2

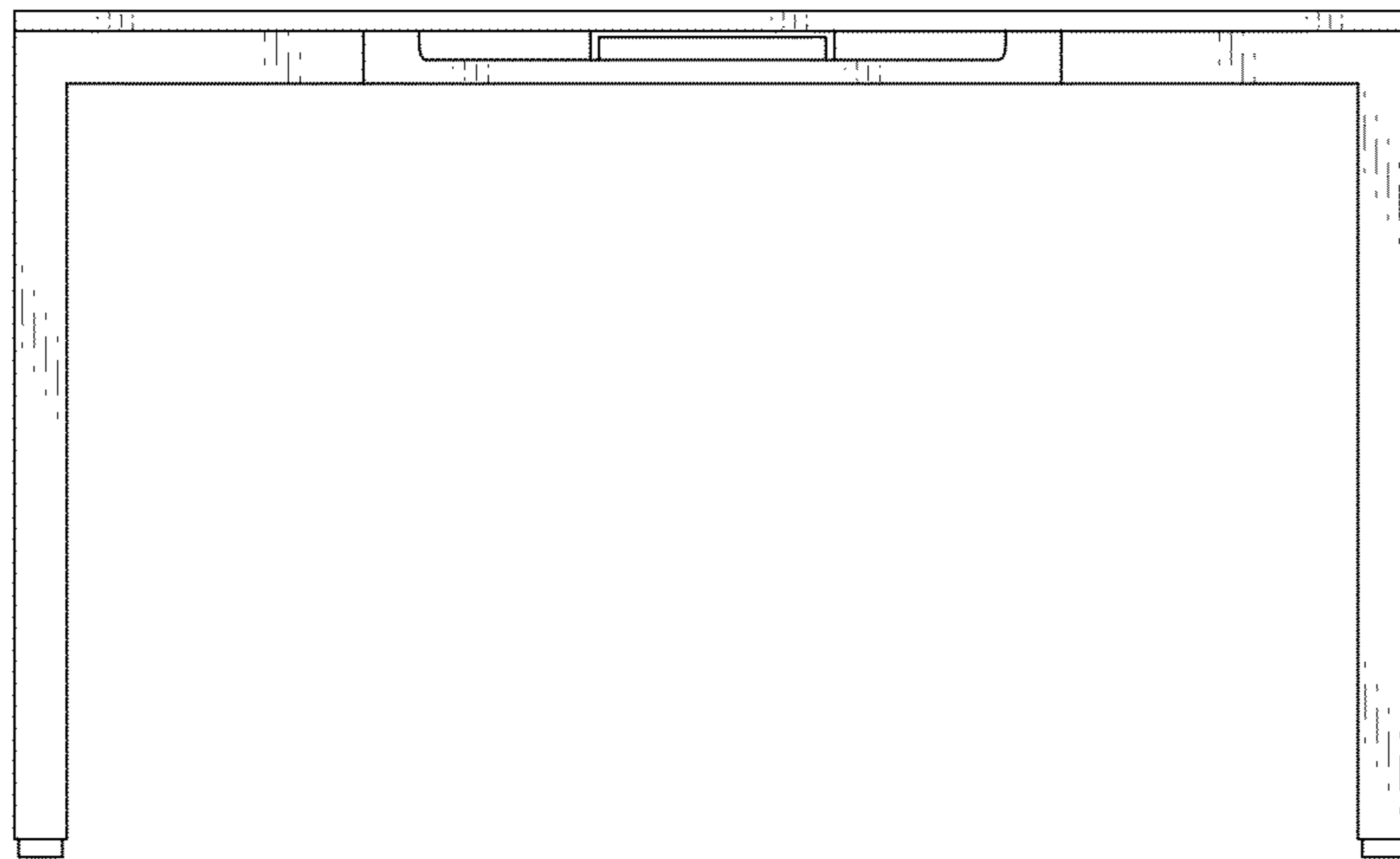
→ 6



→ 6

FIG. 3

7 ←



7 ←

FIG. 4




FIG. 5




FIG. 6

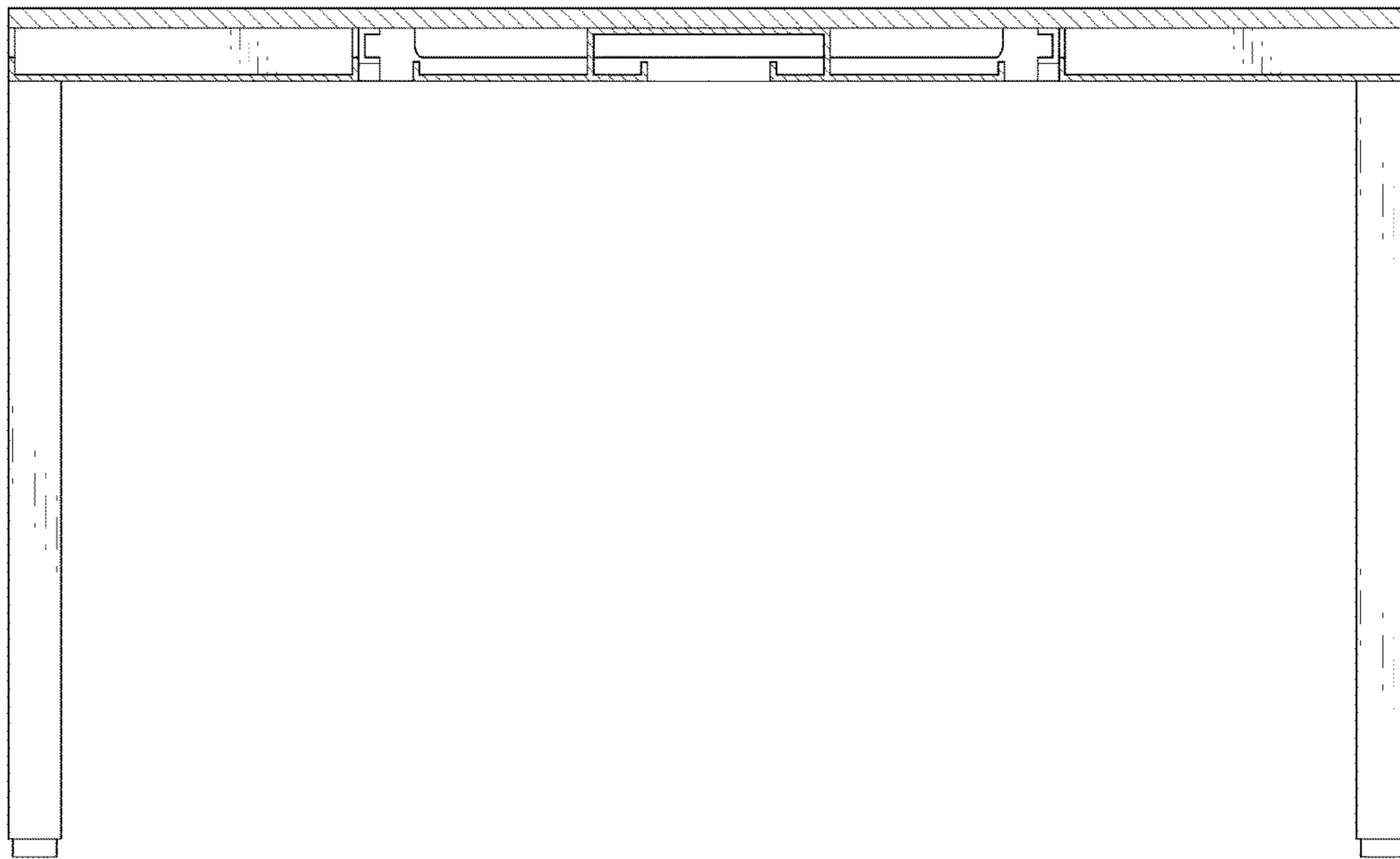


FIG. 7

