



US00D737598S

(12) **United States Design Patent**
Garcia

(10) **Patent No.:** **US D737,598 S**
(45) **Date of Patent:** **** Sep. 1, 2015**

- (54) **SUPPORT PILLOW**
- (71) Applicant: **Neck Hero, Inc.**, Montrose, CO (US)
- (72) Inventor: **Gerald J. Garcia**, Montrose, CO (US)
- (73) Assignee: **Neck Hero, Inc.**, Montrose, CO (US)
- (**) Term: **14 Years**
- (21) Appl. No.: **29/477,491**
- (22) Filed: **Dec. 23, 2013**
- (51) **LOC (10) Cl.** **06-09**
- (52) **U.S. Cl.**
USPC **D6/601**
- (58) **Field of Classification Search**
USPC D6/349, 375, 512, 595, 596, 601, 604,
D6/611, 715, 716, 716.1; D21/803, 804,
D21/805, 809; D24/183-185, 234; 5/401,
5/417, 419, 420, 482, 485, 489-492, 600,
5/625, 630-636, 638, 639, 646, 652, 653,
5/655, 655.4, 690, 703, 730, 933, 946,
5/947; 128/202.18, 845; 297/180.11,
297/393, 397, 452.26, 452.48, 452.62, 482;
441/127; 602/13
CPC A47G 9/10; A47G 9/1009; A47G 9/1018;
A47G 9/1027; A47G 9/1036; A47G 9/1045;
A47G 9/1063; A47G 9/1072; A47G 9/1081;
A47G 9/109; A47C 21/00; A47C 21/02;
A47C 21/022; A47C 21/026
See application file for complete search history.

(56) **References Cited**

U.S. PATENT DOCUMENTS

- 1,076,651 A * 10/1913 Fairfield 5/491
- 1,382,831 A * 6/1921 Hilker 428/102
- 2,671,911 A * 3/1954 Lesko 5/491

- 4,345,345 A * 8/1982 Holtz 5/640
- D409,872 S * 5/1999 Rodgers D6/601
- 7,043,786 B1 * 5/2006 Hall et al. 5/636
- 7,627,916 B1 * 12/2009 Gielow 5/636
- D636,211 S * 4/2011 Kolander et al. D6/601
- 8,327,483 B1 * 12/2012 Zamora et al. 5/636
- 2004/0154101 A1 * 8/2004 DiGirolamo 5/490
- 2014/0115787 A1 * 5/2014 Garcia 5/636

* cited by examiner

Primary Examiner — Barbara Fox

Assistant Examiner — Jennifer L Rempfer

(74) *Attorney, Agent, or Firm* — Swanson & Bratshcun, L.L.C.

(57) **CLAIM**

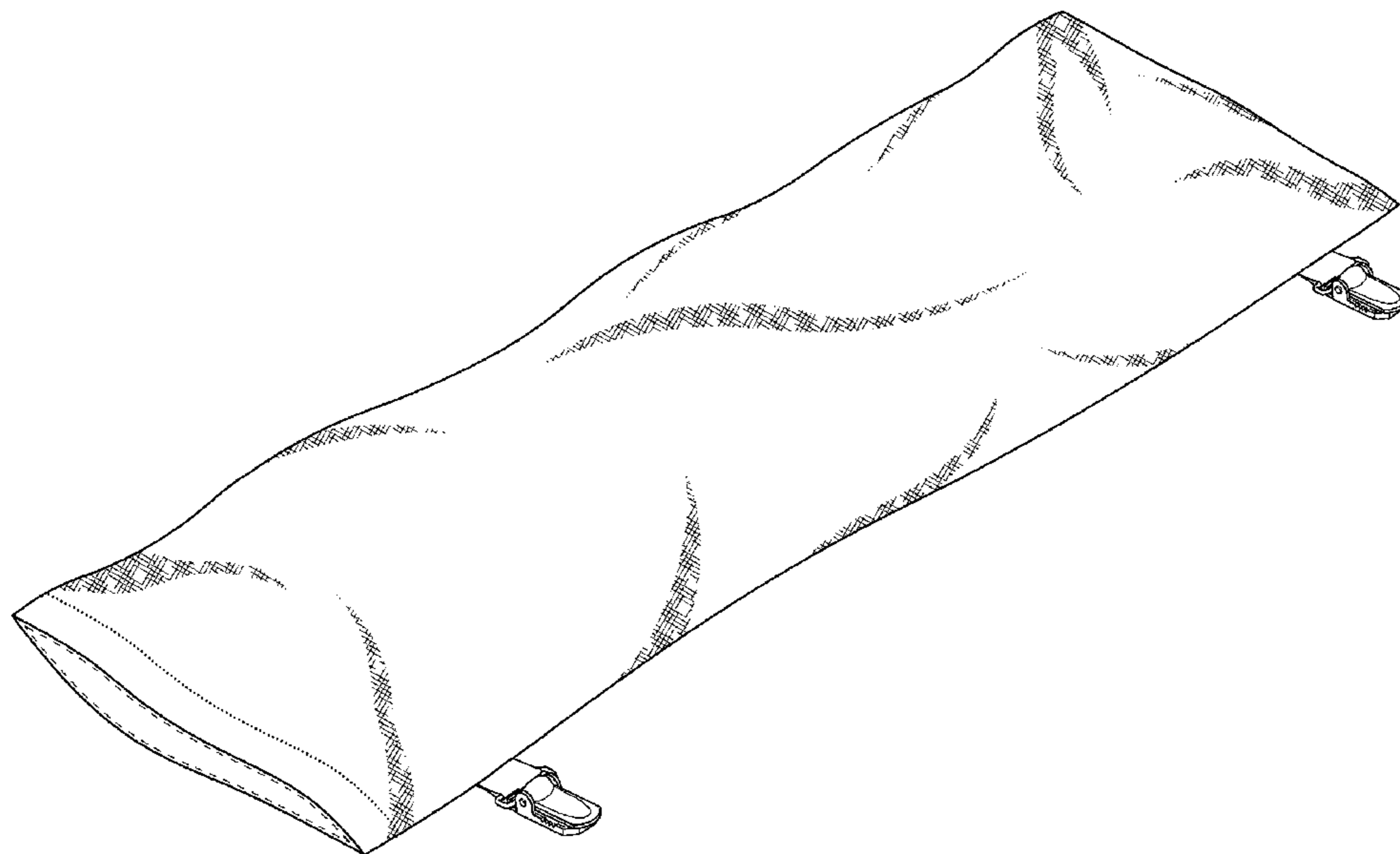
The ornamental design for a support pillow, as shown.

DESCRIPTION

FIG. 1 is a top perspective view of a support pillow showing my new design;
 FIG. 2 is a top plan view of the support pillow of FIG. 1;
 FIG. 3 is a front elevation view of the support pillow of FIG. 1;
 FIG. 4 is a bottom plan view of the support pillow of FIG. 1;
 FIG. 5 is a rear elevation view of the support pillow of FIG. 1;
 FIG. 6 is a left side elevation view of the support pillow of FIG. 1; and,
 FIG. 7 is a right side elevation view of the support pillow of FIG. 1.

In the drawings, the closely spaced dotted broken lines on the exterior surfaces of the support pillow as illustrated in FIGS. 1-6, represent stitching forming part of the claimed design. In the drawings, the widely spaced dashed broken lines at the opening of the support pillow case illustrated in FIG. 1, FIG. 3 and FIG. 6 create a boundary to disclaim the interior region of the support pillow from the claimed design.

1 Claim, 3 Drawing Sheets



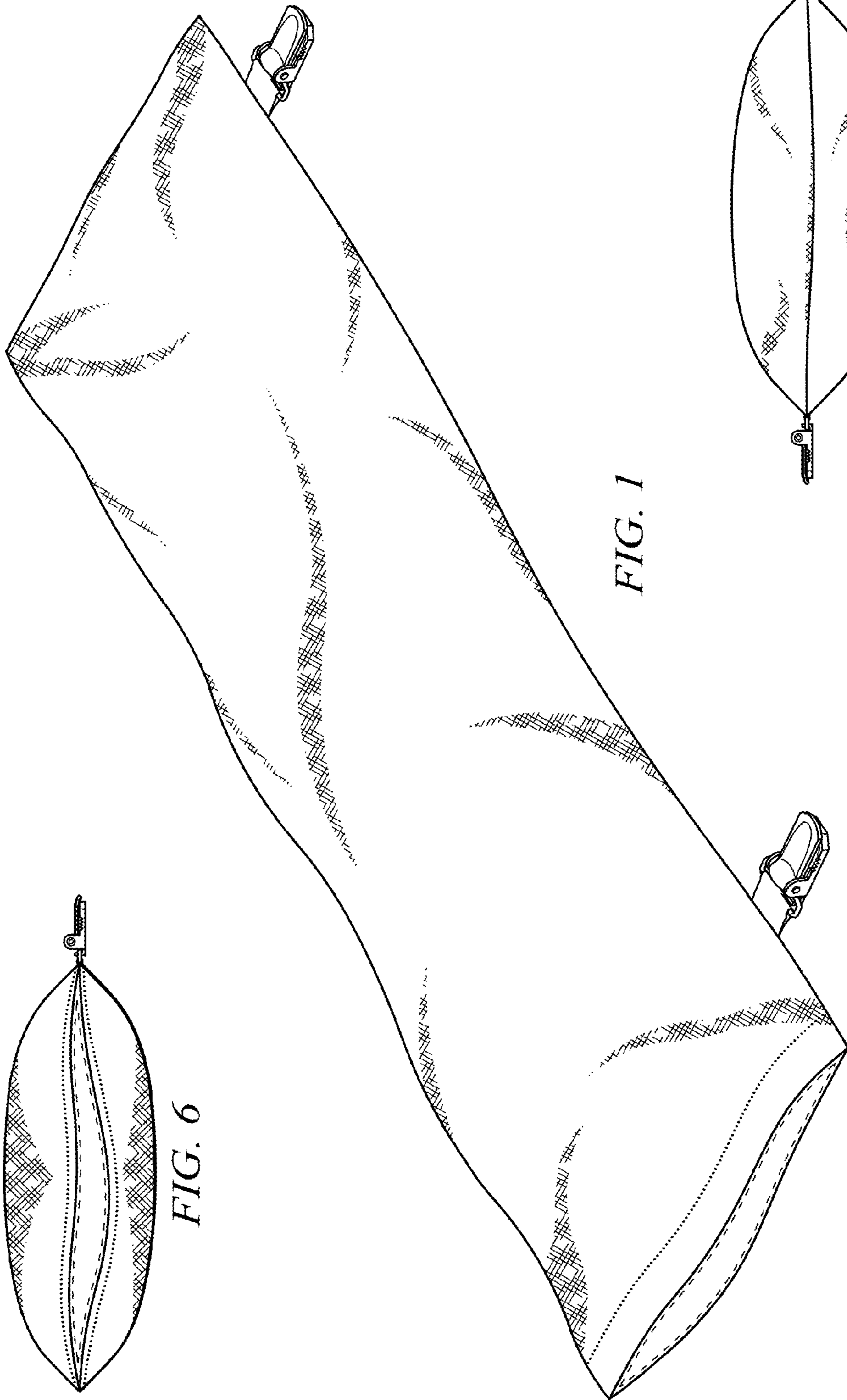


FIG. 1

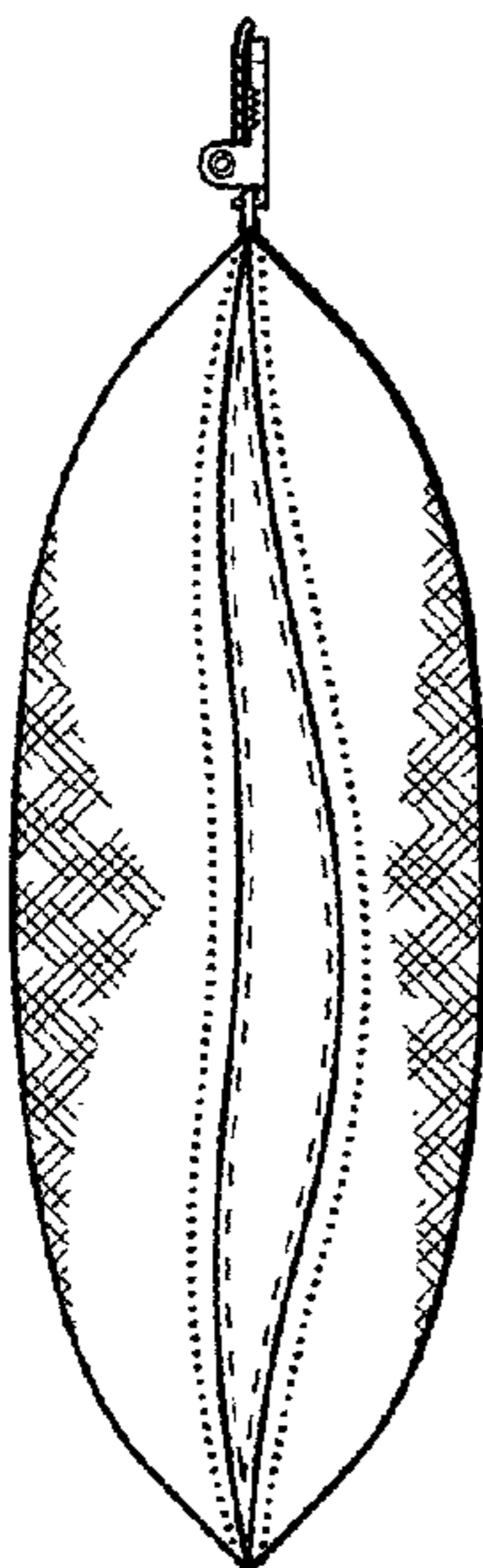


FIG. 6




FIG. 7



FIG. 2




FIG. 3




FIG. 4




FIG. 5