

US00D737593S

(12) **United States Design Patent**  
**Adair et al.**

(10) **Patent No.:** **US D737,593 S**  
(45) **Date of Patent:** **\*\* Sep. 1, 2015**

- (54) **SOFA**
- (71) Applicant: **Ashley Furniture Industries, Inc.**,  
Arcadia, WI (US)
- (72) Inventors: **Lisa Adair**, New Albany, MS (US);  
**Christie Lamb**, Saltillo, MS (US)
- (73) Assignee: **Ashley Furniture Industries, Inc.**,  
Arcadia, WI (US)
- (\*\*) Term: **14 Years**
- (21) Appl. No.: **29/470,300**
- (22) Filed: **Oct. 18, 2013**
- (51) **LOC (10) Cl.** ..... **06-01**
- (52) **U.S. Cl.**  
USPC ..... **D6/381**
- (58) **Field of Classification Search**  
USPC ..... D6/334-338, 349, 355, 361, 368-370,  
D6/376, 379-381, 716, 716.1, 716.2, 340,  
D6/354, 377; 297/16.1, 42, 94, 135, 175,  
297/232, 233, 350, 351, 445.1, 448.1,  
297/448.2, 451.9; 5/12.1, 12.2  
See application file for complete search history.

D484,338 S *	12/2003	Lenger .....	D6/500
D489,917 S *	5/2004	Adair et al. ....	D6/381
D490,623 S *	6/2004	Smith et al. ....	D6/381
D497,502 S *	10/2004	Lenger .....	D6/500
D498,096 S *	11/2004	Lenger .....	D6/500
D499,572 S *	12/2004	Mohundro .....	D6/381
D501,614 S *	2/2005	Smith et al. ....	D6/381
D502,020 S *	2/2005	Mohundro .....	D6/381
D504,031 S *	4/2005	Ricci .....	D6/381
D509,374 S *	9/2005	Adair et al. ....	D6/381
D528,321 S *	9/2006	Adair et al. ....	D6/381
D536,900 S *	2/2007	Adair et al. ....	D6/381
D564,775 S *	3/2008	Adair et al. ....	D6/381
D564,776 S *	3/2008	Adair et al. ....	D6/381
D565,860 S *	4/2008	Lamb et al. ....	D6/381
D566,415 S *	4/2008	Adair et al. ....	D6/381
D567,529 S *	4/2008	Lamb et al. ....	D6/381
D567,532 S *	4/2008	Lamb et al. ....	D6/381
D569,125 S *	5/2008	Lamb et al. ....	D6/381
D587,479 S *	3/2009	Thompson .....	D6/381

\* cited by examiner

Primary Examiner — Sandra Snapp

(74) *Attorney, Agent, or Firm* — McAndrews Held & Malloy, Ltd.

(57) **CLAIM**

The ornamental design for a sofa, as shown and described.

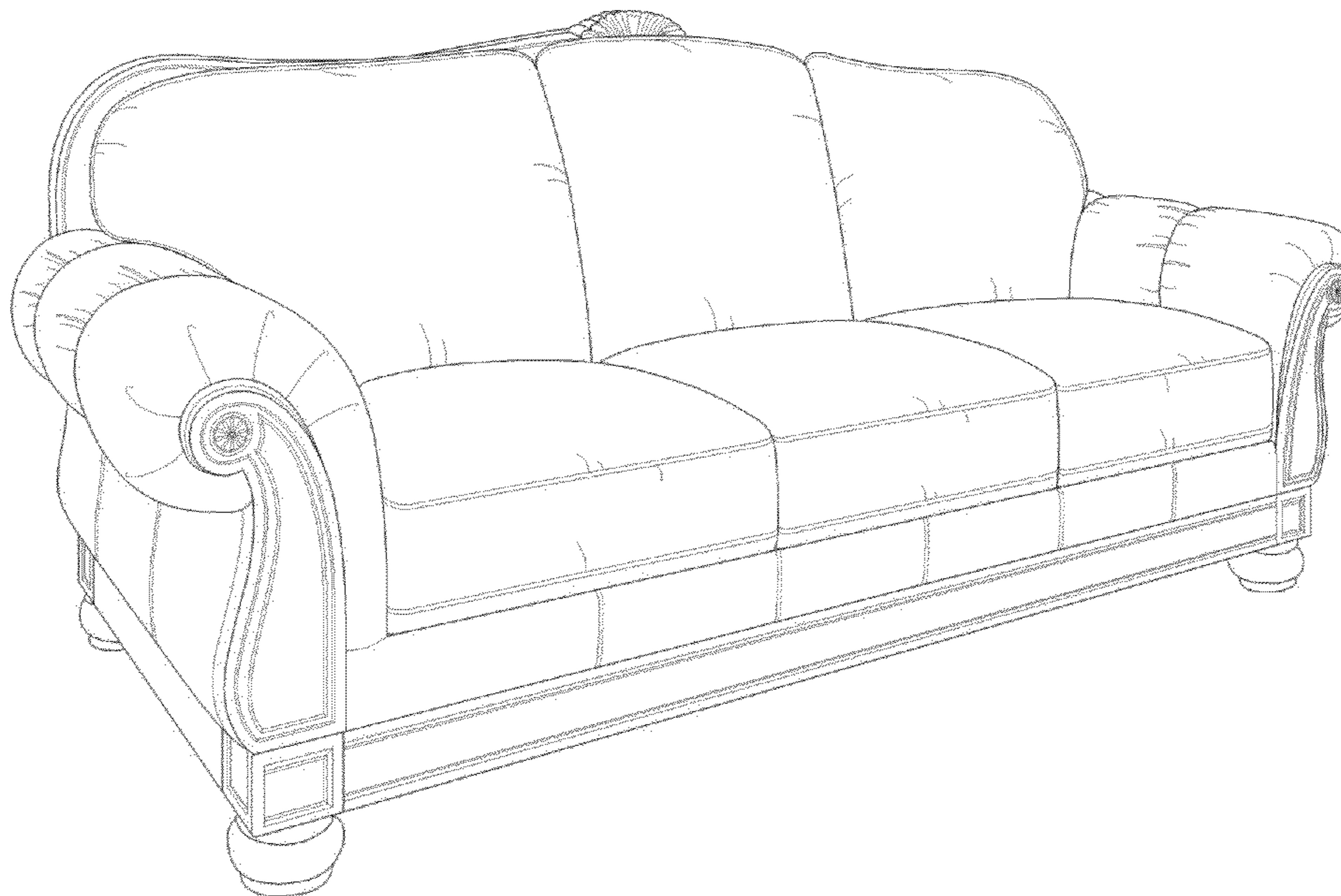
**DESCRIPTION**

FIG. 1 is a front perspective view of a first embodiment of a sofa showing our new design;  
FIG. 2 is a front elevation view thereof;  
FIG. 3 is a left side elevation view thereof; and,  
FIG. 4 is a right side elevation view thereof.  
Views of the sofa not shown in the figures form no part of the claimed design.

**1 Claim, 4 Drawing Sheets**

(56) **References Cited**  
U.S. PATENT DOCUMENTS

D428,725 S *	8/2000	Lee .....	D6/381
D444,310 S *	7/2001	Lee .....	D6/381
D447,883 S *	9/2001	Meier et al. ....	D6/381
D459,605 S *	7/2002	Greene .....	D6/381
D459,607 S *	7/2002	Gibson .....	D6/381
D472,077 S *	3/2003	Meier et al. ....	D6/491
D483,196 S *	12/2003	Ricci .....	D6/381



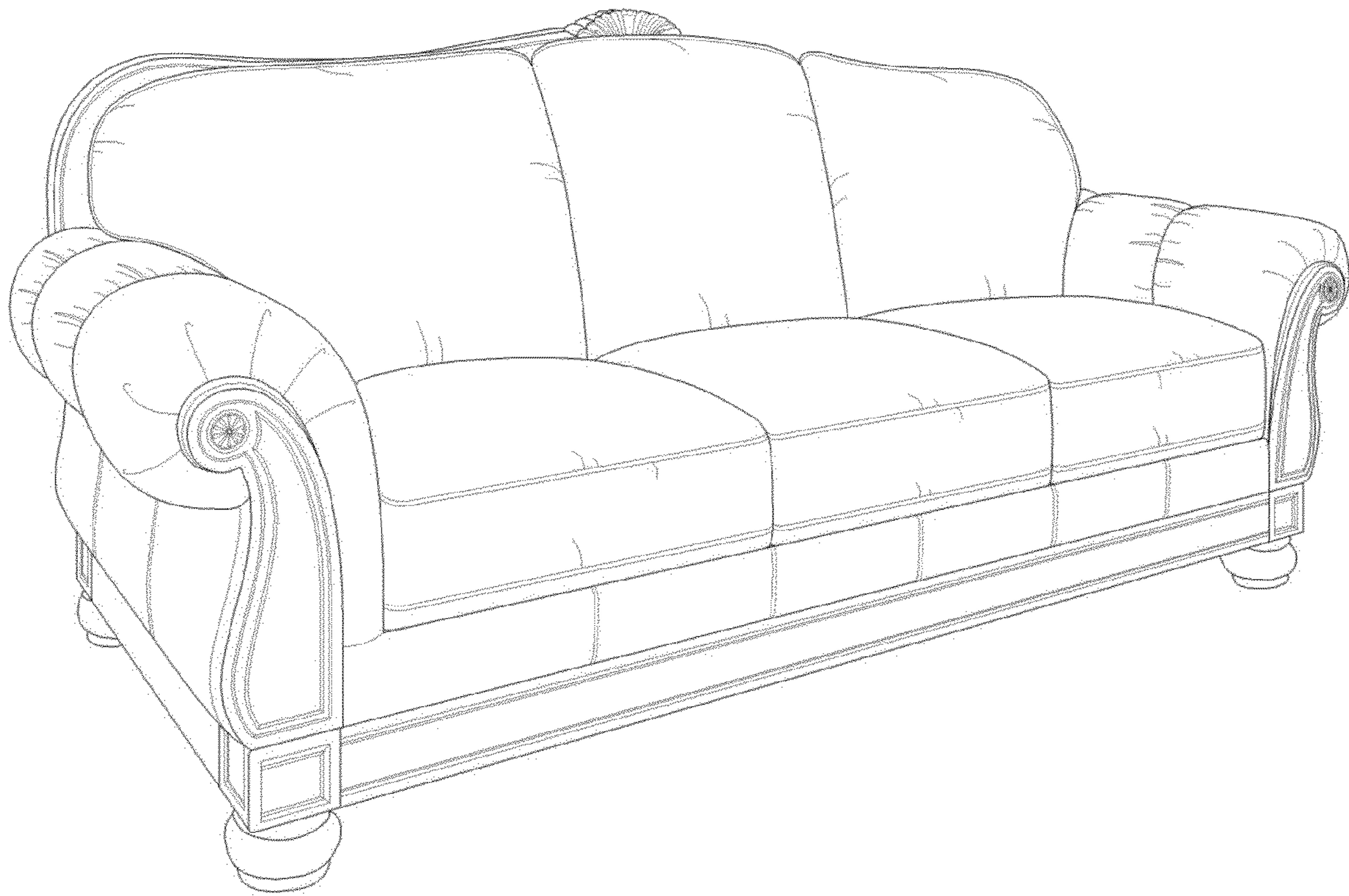


FIG. 1

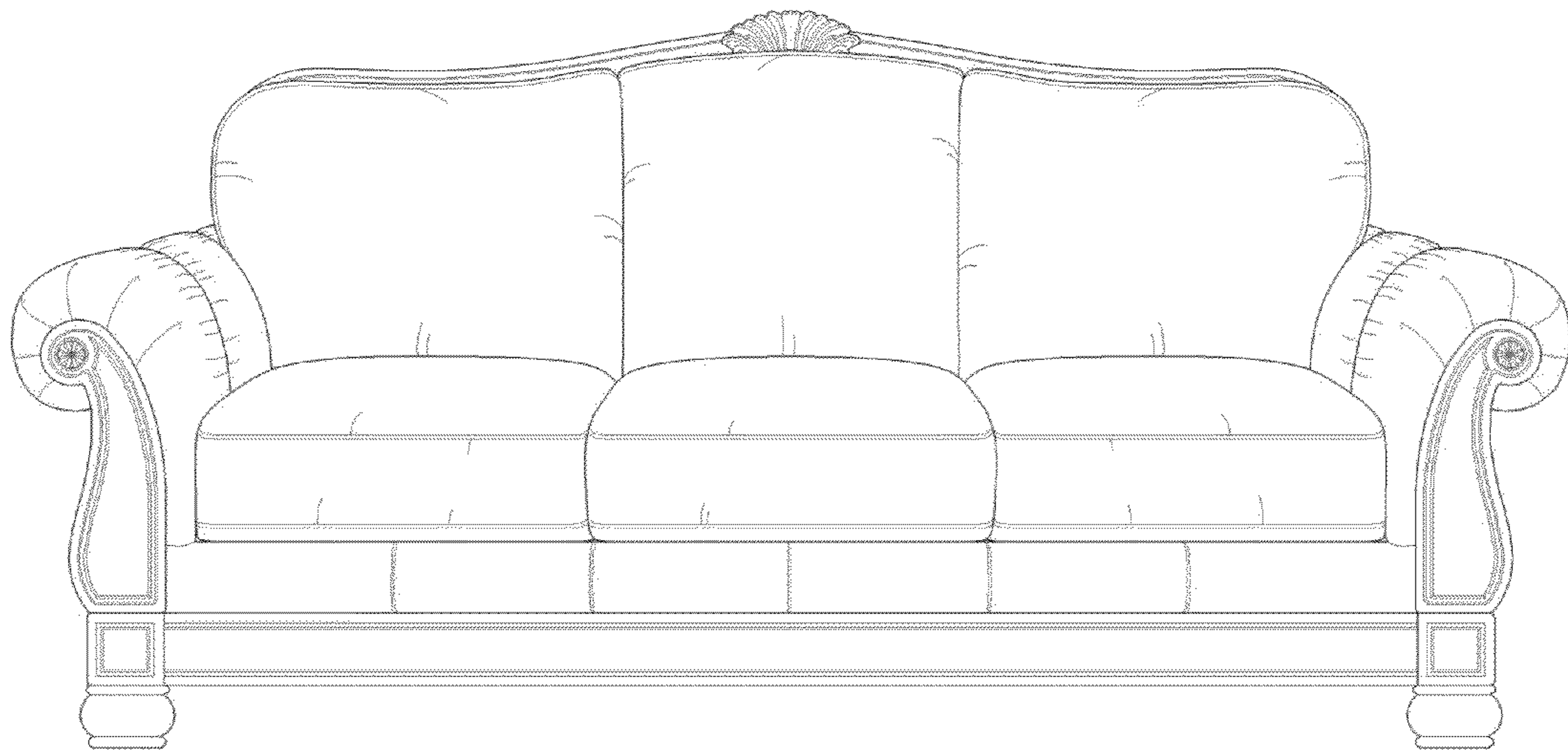


FIG. 2



FIG. 3




FIG. 4