



US00D737585S

(12) **United States Design Patent**  
**Mick**

(10) **Patent No.:** **US D737,585 S**  
(45) **Date of Patent:** **\*\* Sep. 1, 2015**

- (54) **CHAIR**
- (71) Applicant: **Thomas Mick**, Paris (FR)
- (72) Inventor: **Thomas Mick**, Paris (FR)
- (73) Assignee: **Parfums Christian Dior, S.A.**, Paris (FR)
- (\*\*) Term: **14 Years**
- (21) Appl. No.: **29/484,518**
- (22) Filed: **Mar. 10, 2014**

D472,396 S *	4/2003	de Blois	.....	D6/349
D556,466 S *	12/2007	Foster	.....	D6/349
D668,069 S *	10/2012	Shokouhi	.....	D6/349
D704,942 S *	5/2014	Morrison	.....	D6/349
D706,545 S *	6/2014	Muller	.....	D6/360
D708,449 S *	7/2014	Ritterband	.....	D6/360

**OTHER PUBLICATIONS**

Optima Backless Bar Stool. [online] Retrieved Mar. 19, 2015 from URL: <<http://www.overstock.com/Home-Garden/Optima-Backless-Bar-Stool/8093346/product.html?refccid=XF7FUQ3A5JKZGUKJNNUFW6TJQQ&searchidx%E2%80%A6>>.\*

\* cited by examiner

*Primary Examiner* — Susan Bennett Hattan

*Assistant Examiner* — Vy Koenig

(74) *Attorney, Agent, or Firm* — Fross Zelnick Lehrman & Zissu, P.C.; Charles T. J. Weigell, Esq.

(30) **Foreign Application Priority Data**

Oct. 3, 2013 (EM) ..... 002319756-0005

(51) **LOC (10) Cl.** ..... **06-01**

(52) **U.S. Cl.**  
USPC ..... **D6/349; D6/360**

(58) **Field of Classification Search**  
USPC ..... D6/330, 336–341, 346, 349–355, 357, D6/360–362, 364–373, 376, 377, 381, 555, D6/645, 656, 658, 665, 674, 675.5, 676, D6/682.4, 685–692, 694, 694.2, 704, 705, D6/707, 707.8, 707.19, 708, 708.2, 708.23, D6/716.1–716.6, 717, 717.2  
CPC ..... A47C 3/18–3/20; A47C 5/02; A47C 9/00; A47C 11/00; A47C 13/00; A47C 9/06; A47C 7/16

See application file for complete search history.

(56) **References Cited**

**U.S. PATENT DOCUMENTS**

D347,739 S \* 6/1994 Beaulieu ..... D6/360  
D400,721 S \* 11/1998 Baeriswyl et al. .... D6/360


(57) **CLAIM**

The ornamental design for chair, as shown and described.

**DESCRIPTION**

FIG. 1 is a front perspective view of a chair showing my new furniture design;  
FIG. 2 is a front view of the chair shown in FIG. 1;  
FIG. 3 is a back view of the chair shown in FIG. 1;  
FIG. 4 is a side view of the chair shown in FIG. 1;  
FIG. 5 is the other side view of the chair shown in FIG. 1  
FIG. 6 is a top view of the chair shown in FIG. 1; and  
FIG. 7 is a bottom view of the chair shown in FIG. 1.  
The broken line showing of the screws and anti-scratch pads shows unclaimed subject matter/is not part of the claimed design.

**1 Claim, 5 Drawing Sheets**






FIG. 1




FIG. 2




FIG. 3

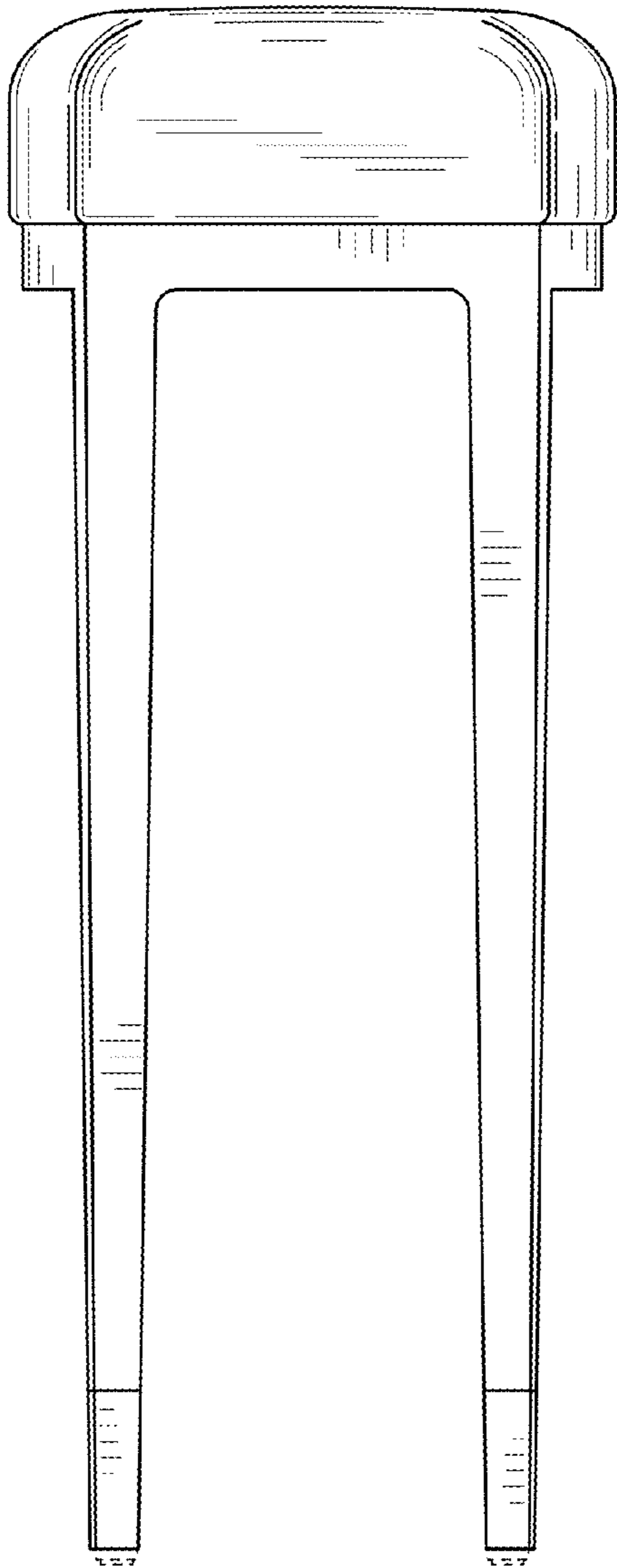


FIG. 4

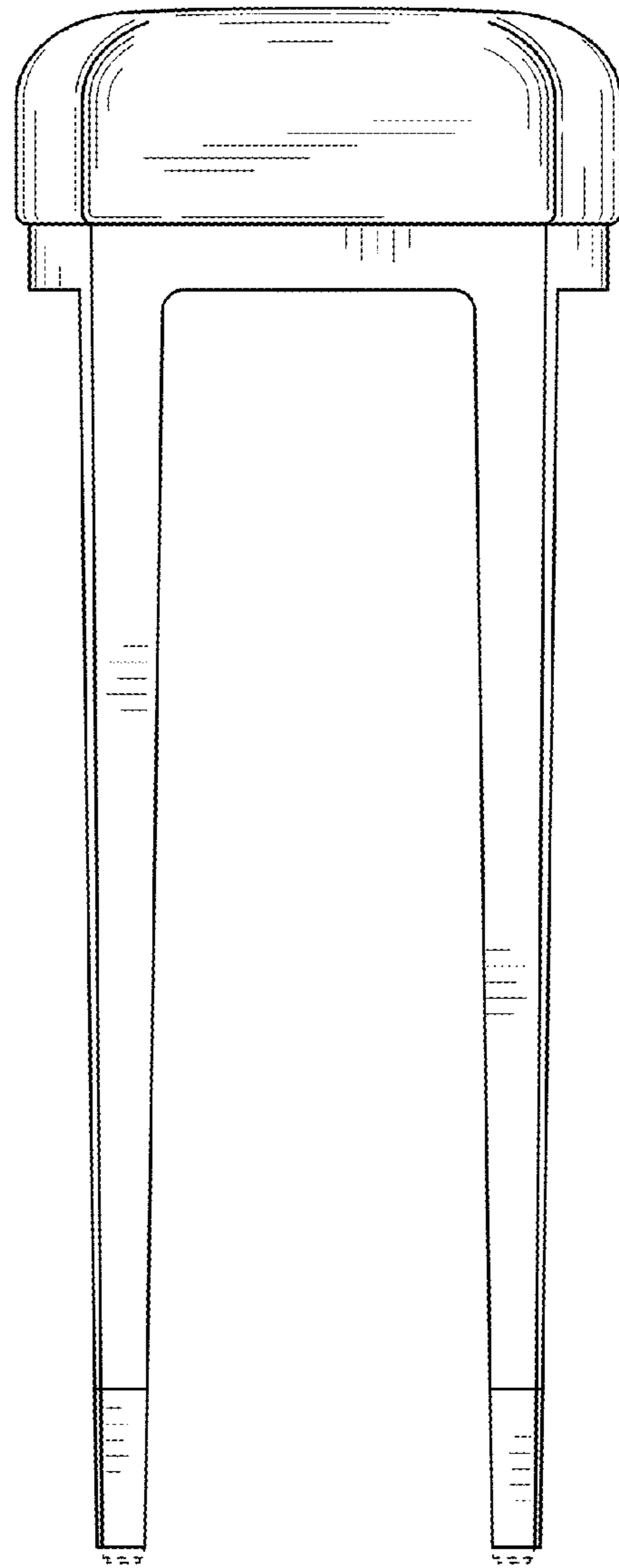


FIG. 5

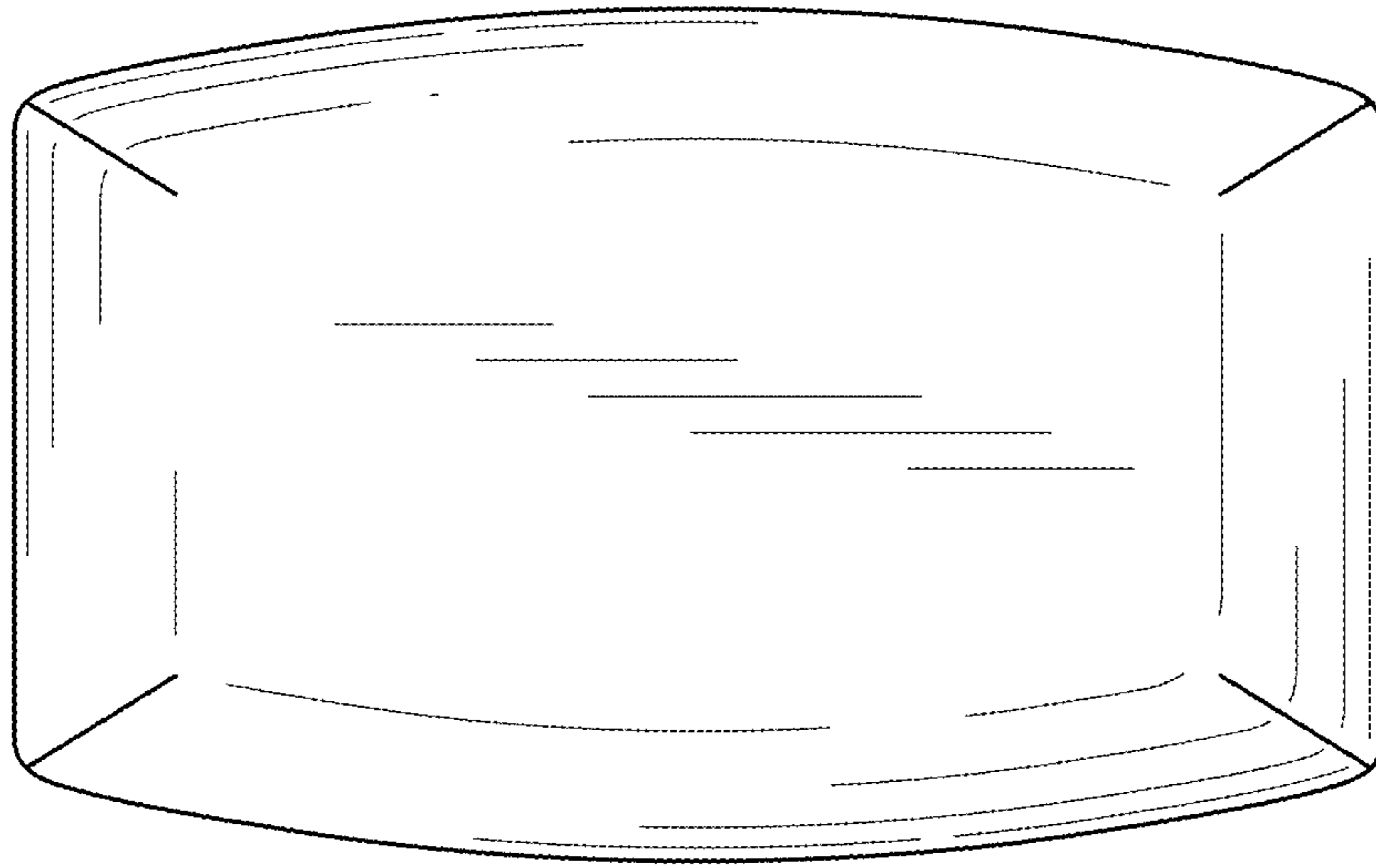


FIG. 6

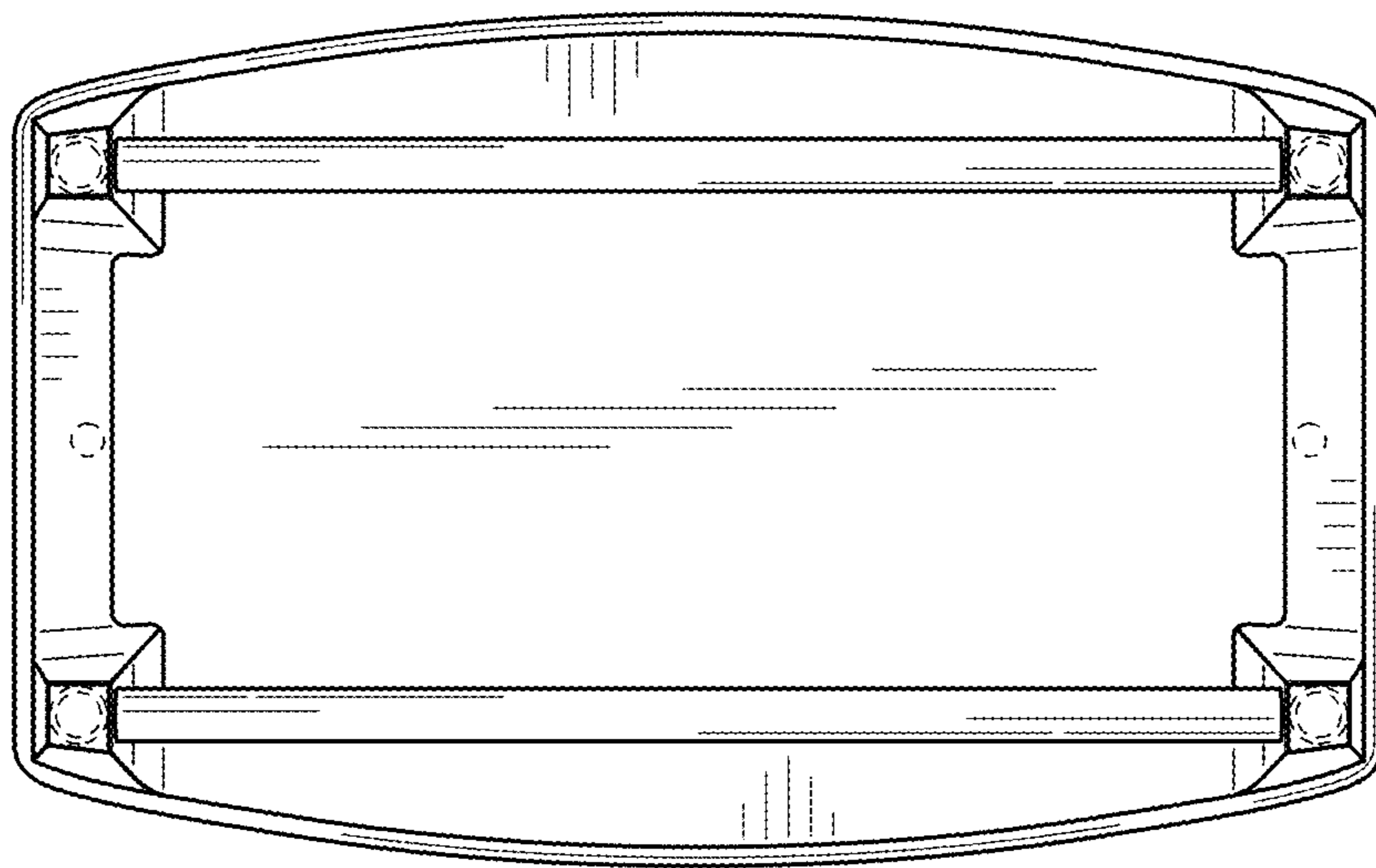


FIG. 7