



US00D737584S

(12) **United States Design Patent**
Marcuello

(10) **Patent No.:** **US D737,584 S**

(45) **Date of Patent:** **** Sep. 1, 2015**

(54) **BABY CHAIR**

(71) Applicant: **BABY NOW, S.L.**, Sabadell (ES)

(72) Inventor: **Gabriel Oliver Marcuello**, Sabadell (ES)

(73) Assignee: **BABY NOW, S.L.**, Sabadell (ES)

(**) Term: **14 Years**

(21) Appl. No.: **29/482,325**

(22) Filed: **Feb. 18, 2014**

(30) **Foreign Application Priority Data**

Nov. 19, 2013 (EM) 002347815-0001

(51) **LOC (10) Cl.** **06-01**

(52) **U.S. Cl.**
USPC **D6/348; D6/333; D6/344**

(58) **Field of Classification Search**
USPC D6/333-348, 702, 716, 716.1-716.8;
D12/107, 111-115, 119, 129-130,
D12/402; D21/412, 419
CPC A47D 1/002; A47D 1/103; A47D 9/00;
A47D 9/02; A47D 11/005; A47D 13/02;
A47D 13/102; A47D 13/107; A47D 15/00;
B60N 2/2821; B60N 2/2845

See application file for complete search history.

(56) **References Cited**

U.S. PATENT DOCUMENTS

4,553,786	A *	11/1985	Lockett et al.	297/440.1
D297,685	S *	9/1988	Wilson	D6/348
5,187,826	A *	2/1993	Mariol	5/655
D337,894	S *	8/1993	Mariol	D6/333
5,868,459	A *	2/1999	Welsh, Jr.	297/32
D440,412	S *	4/2001	Huang	D6/333
D447,879	S *	9/2001	Hsia	D6/333
6,378,940	B1 *	4/2002	Longoria et al.	297/217.3
D468,544	S *	1/2003	Myers	D6/334
6,682,137	B2 *	1/2004	Hsia	297/32
D648,144	S *	11/2011	Oren et al.	D6/344
D651,000	S *	12/2011	Sclare	D6/333
2002/0002741	A1 *	1/2002	Tomas et al.	5/101

* cited by examiner

Primary Examiner — Ricky Pham

(74) *Attorney, Agent, or Firm* — Sturm & Fix LLP


(57) **CLAIM**

The ornamental design for a baby chair, as shown and described.

DESCRIPTION

FIG. 1 is a front view of a baby chair showing my new design; FIG. 2 is a rear view of the baby chair; FIG. 3 is left perspective view of the baby chair adjusted to an upper position; FIG. 4 is a left perspective view of the baby chair adjusted to a lowered position; FIG. 5 is a folded perspective view of the baby chair in a transport and storage position; FIG. 6 is a front left perspective view of the baby chair; and, FIG. 7 is a rear left perspective view of the baby chair.

1 Claim, 7 Drawing Sheets




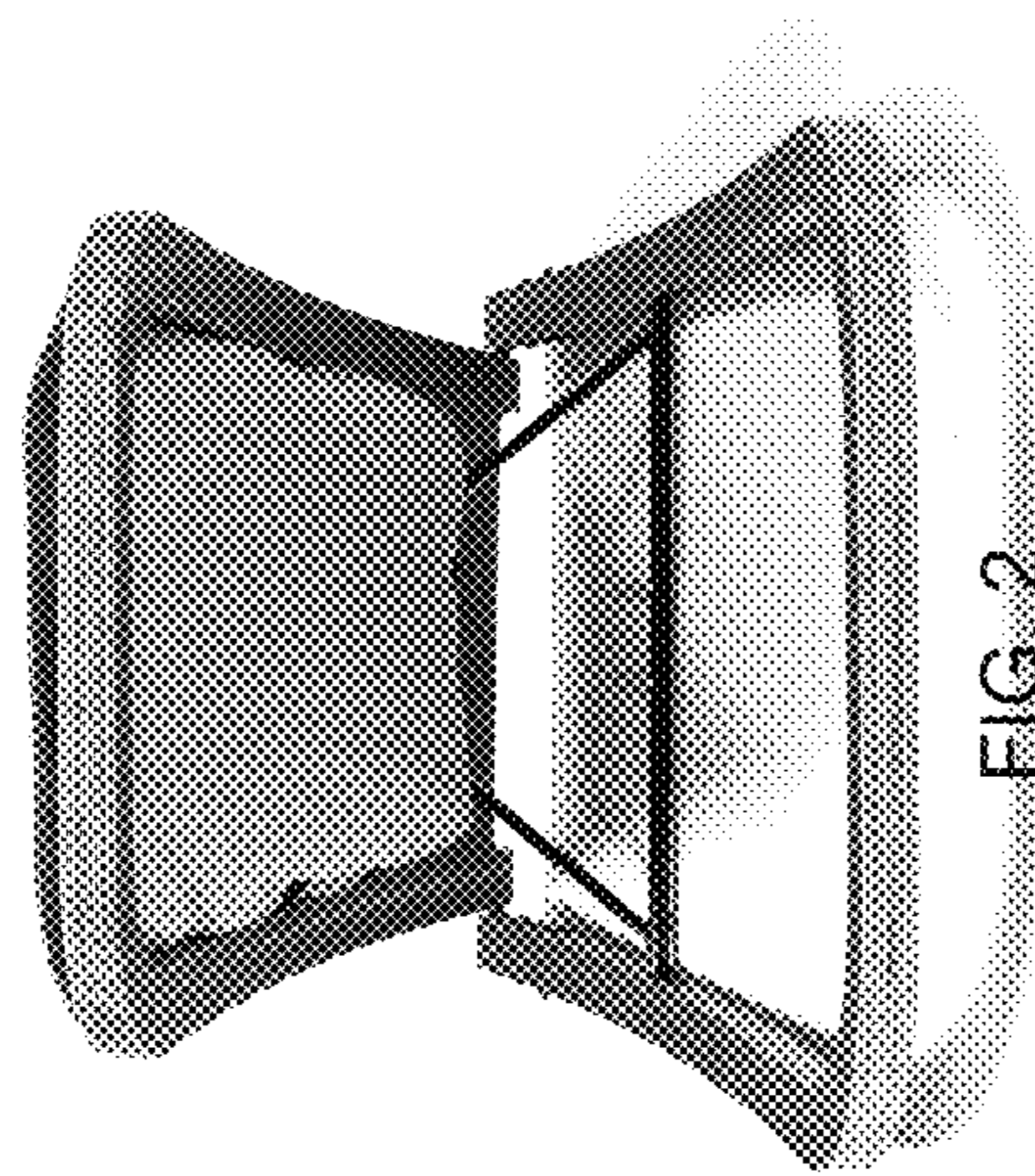


FIG. 1






FIG. 3




FIG. 4




FIG. 5




FIG. 6

