



US00D737583S

(12) **United States Design Patent**  
**Li**

(10) **Patent No.:** **US D737,583 S**

(45) **Date of Patent:** **\*\* Sep. 1, 2015**

(54) **NON-SLIP 4-TIER PANT HANGER**

(56) **References Cited**

(71) Applicant: **Guangxi Yikai Industry and Trade Co., Ltd.**, Nanning (CN)

(72) Inventor: **Qian Li**, Nanning (CN)

(73) Assignee: **GUANGXI YIKAI INDUSTRY AND TRADE CO., LTD.**, Nanning (CN)

(\*\*) Term: **14 Years**

(21) Appl. No.: **29/492,259**

(22) Filed: **May 29, 2014**

(30) **Foreign Application Priority Data**

Nov. 29, 2013 (CN) ..... 2013 3 0588495

(51) **LOC (10) Cl.** ..... **06-08**

(52) **U.S. Cl.**  
USPC ..... **D6/319**

(58) **Field of Classification Search**

USPC ..... D6/315-328; 223/85-98; 211/10, 13.1, 211/85.3, 87.01, 113

CPC ..... A47G 25/28; A47G 25/32; A47G 25/743; A47G 25/24; A47G 25/18; A47G 25/52; A47G 25/70; A47G 29/08; A47G 29/00; A47F 5/0006; A47F 7/00; A47F 7/19; A47F 7/0028

See application file for complete search history.

U.S. PATENT DOCUMENTS

2,506,510 A *	5/1950	Longwell et al. ....	223/91
2,567,434 A *	9/1951	Hoskings .....	219/520
2,601,926 A *	7/1952	Speaker et al. ....	211/113
D253,448 S *	11/1979	Salladay .....	D6/319
D363,185 S *	10/1995	Thompson .....	D6/513
D401,705 S *	11/1998	Jones .....	D32/58
D628,397 S *	12/2010	Fort et al. ....	D6/319
D665,179 S *	8/2012	Pelosi .....	D6/317
D688,473 S *	8/2013	Cohen .....	D6/319
2008/0272158 A1 *	11/2008	Lee .....	223/98

\* cited by examiner

*Primary Examiner* — Derrick Holland

*Assistant Examiner* — Lauren Calve

(74) *Attorney, Agent, or Firm* — Patterson & Sheridan, L.L.P.

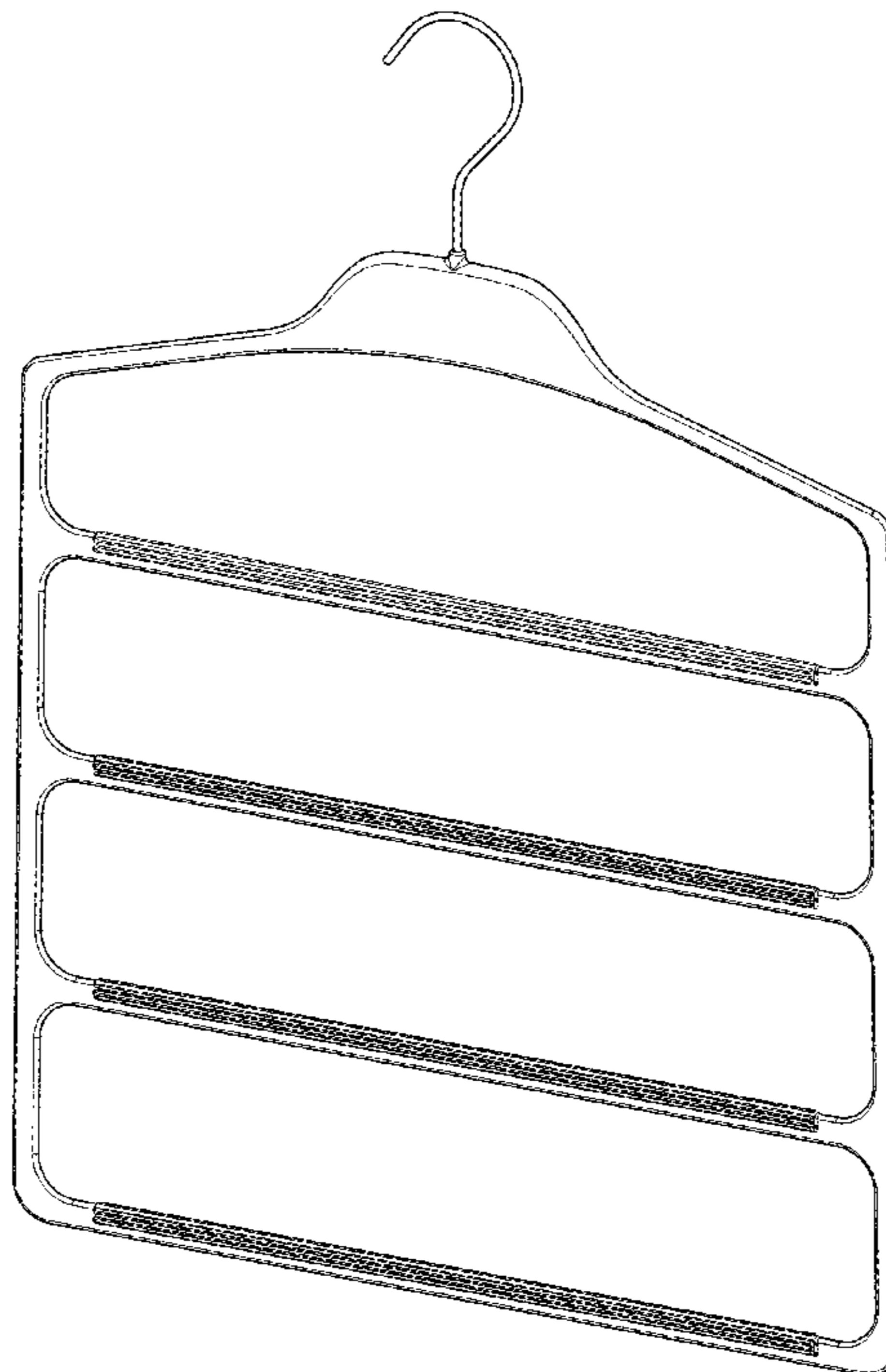
(57) **CLAIM**

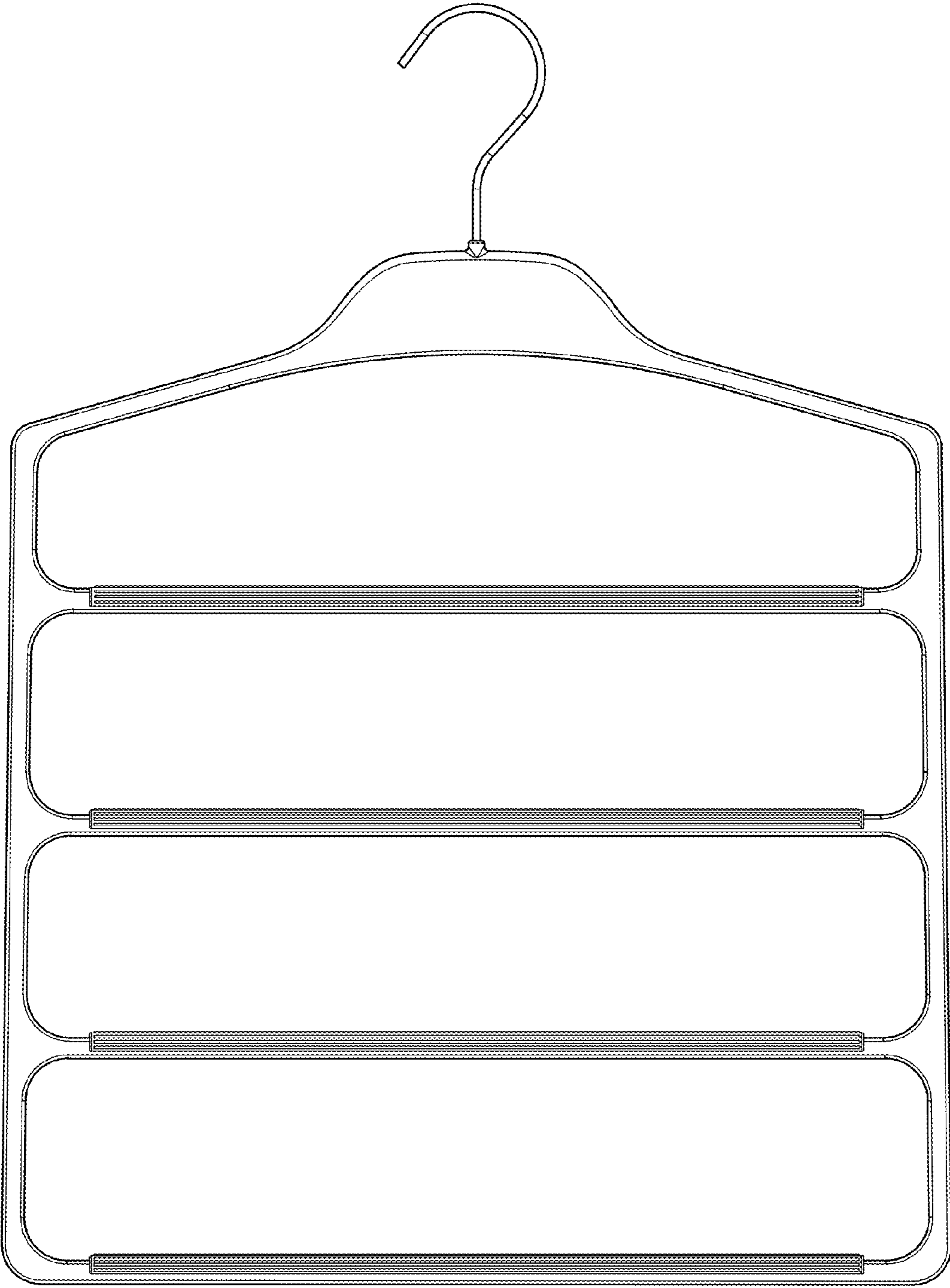
The ornamental design for a non-slip 4-tier pant hanger, as shown and described.

**DESCRIPTION**

FIG. 1 is a front elevational view of a non-slip 4-tier pant hanger showing my new design;  
FIG. 2 is a rear elevational view thereof;  
FIG. 3 is a left side elevational view thereof;  
FIG. 4 is a right side elevational view thereof;  
FIG. 5 is a top plan view thereof;  
FIG. 6 is a bottom plan view thereof; and,  
FIG. 7 is a perspective view thereof.

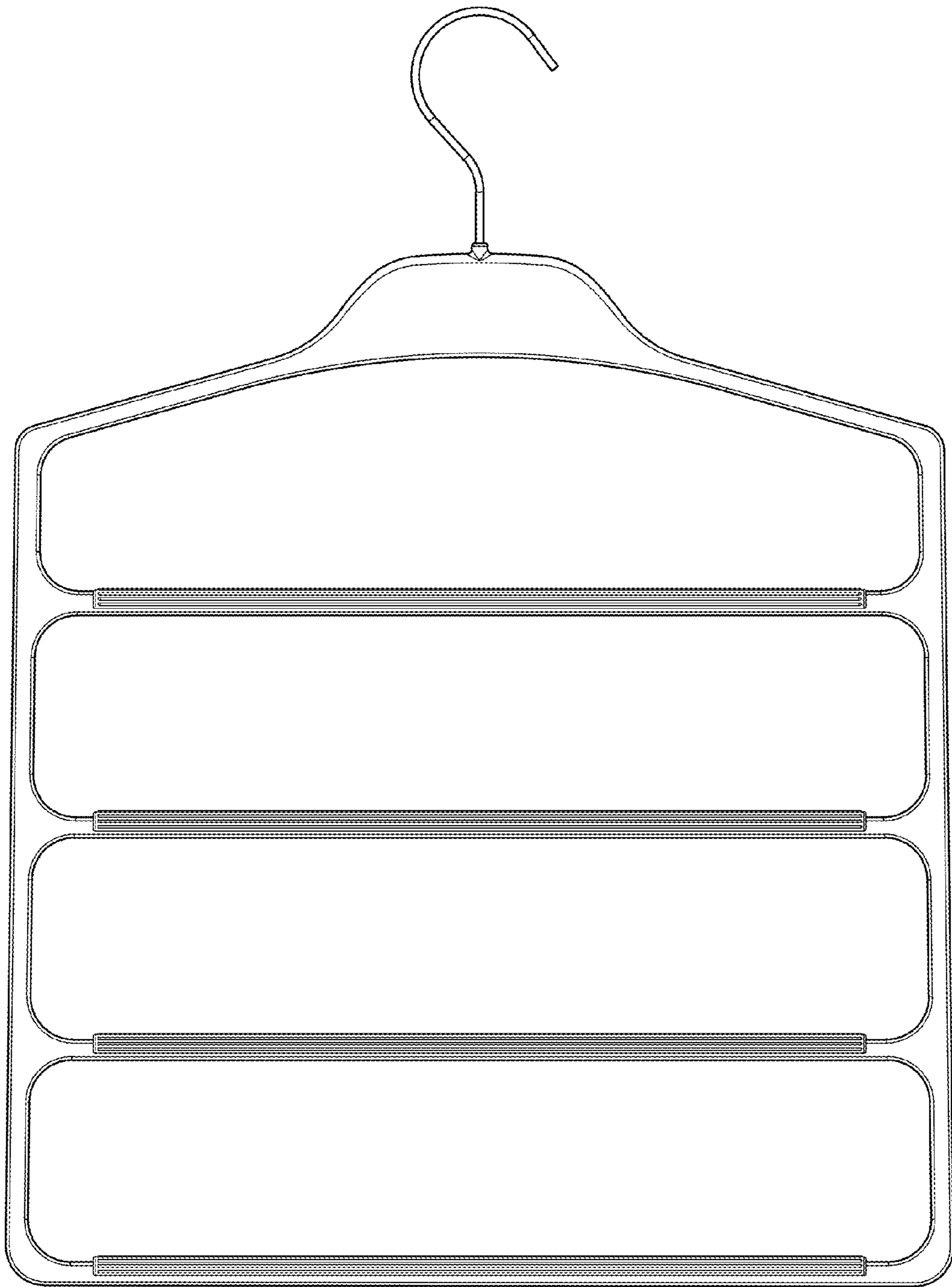
**1 Claim, 5 Drawing Sheets**



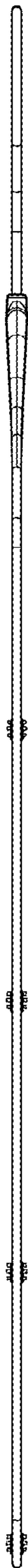


*Fig. 1*


L



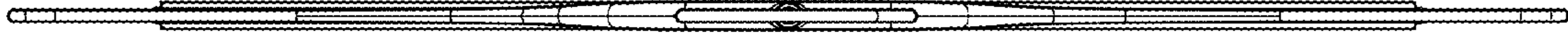
*Fig. 2*




*Fig. 3*




*Fig. 4*



*Fig. 5*



*Fig. 6*



*Fig. 7*