



US00D737582S

(12) **United States Design Patent**
Li

(10) **Patent No.:** **US D737,582 S**

(45) **Date of Patent:** **** Sep. 1, 2015**

(54) **NON-SLIP COAT HANGER**

(71) Applicant: **Guangxi Yikai Industry and Trade Co., Ltd.**, Nanning (CN)

(72) Inventor: **Qian Li**, Nanning (CN)

(73) Assignee: **GUANGXI YIKAI INDUSTRY AND TRADE CO., LTD.**, Nanning (CN)

(**) Term: **14 Years**

(21) Appl. No.: **29/492,112**

(22) Filed: **May 28, 2014**

(30) **Foreign Application Priority Data**

Nov. 29, 2013 (CN) 2013 3 0588345

(51) **LOC (10) Cl.** **06-08**

(52) **U.S. Cl.**
USPC **D6/319**

(58) **Field of Classification Search**

USPC D6/315-328; 223/85-98; 211/10, 13.1, 211/85.3, 87.01, 113

CPC A47G 25/28; A47G 25/743; A47G 25/26; A47G 25/442; A47G 25/4023; A47G 25/30; A47G 25/36; A47G 25/24; A47G 25/14; A47G 25/52; A47G 25/70; A47G 25/443; A47G 25/625; A47F 5/0006; A47F 7/19; A47F 7/22

See application file for complete search history.

(56) **References Cited**

U.S. PATENT DOCUMENTS

2,178,965 A *	11/1939	Johnson	223/98
D241,397 S *	9/1976	Perl	D6/318
D323,070 S *	1/1992	Anderson et al.	D6/317
D613,514 S *	4/2010	Niccol	D6/328
D620,262 S *	7/2010	Tukulj-Popovic	D6/319
2008/0272158 A1 *	11/2008	Lee	223/98

* cited by examiner

Primary Examiner — Derrick Holland

Assistant Examiner — Lauren Calve

(74) *Attorney, Agent, or Firm* — Patterson & Sheridan, L.L.P.

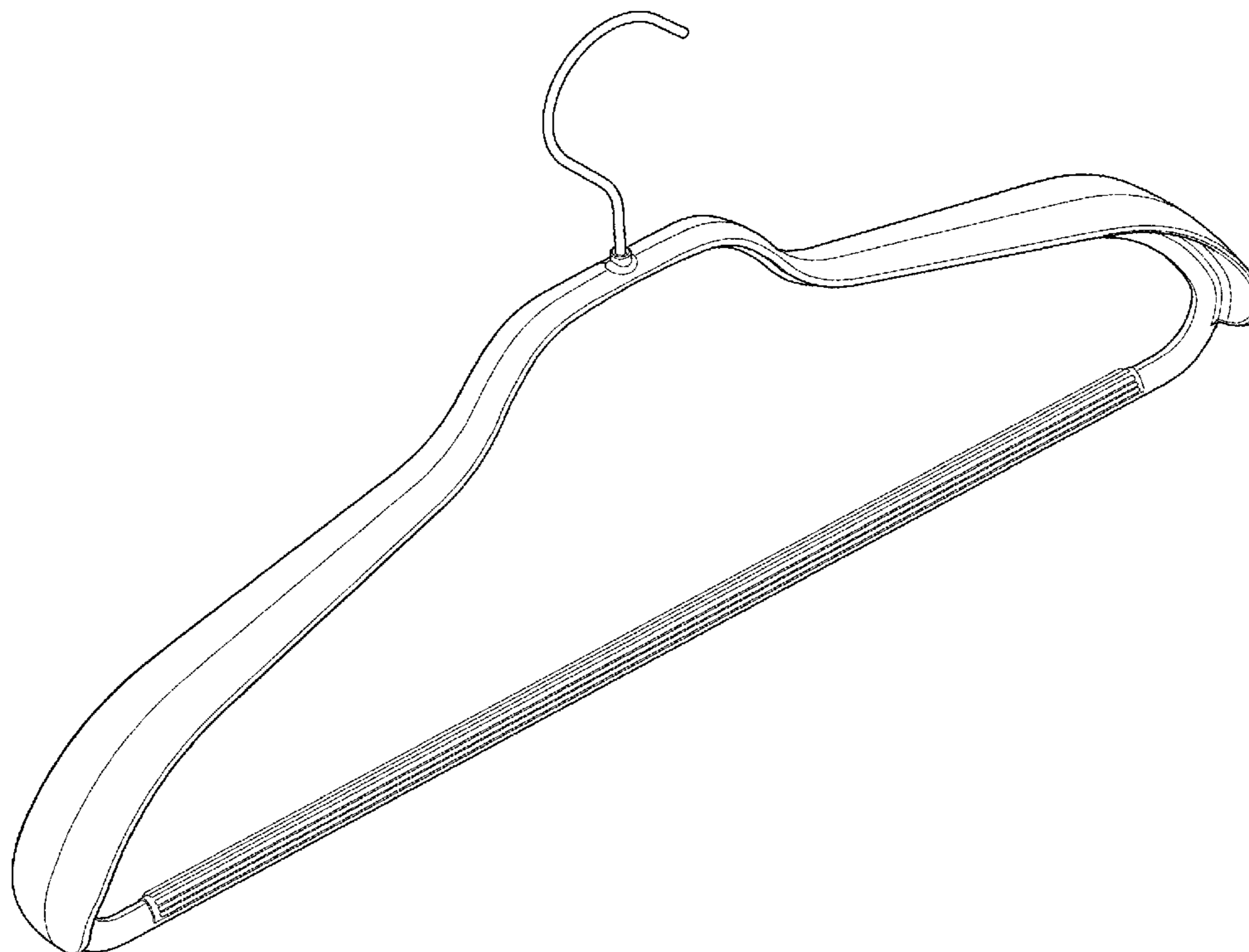
(57) **CLAIM**

The ornamental design for a non-slip coat hanger, as shown and described.

DESCRIPTION

FIG. 1 is a front elevational view of a non-slip coat hanger showing my new design;
FIG. 2 is a rear elevational view thereof;
FIG. 3 is a left side elevational view thereof;
FIG. 4 is a right side elevational view thereof;
FIG. 5 is a top plan view thereof;
FIG. 6 is a bottom plan view thereof; and,
FIG. 7 is a perspective view thereof.

1 Claim, 5 Drawing Sheets



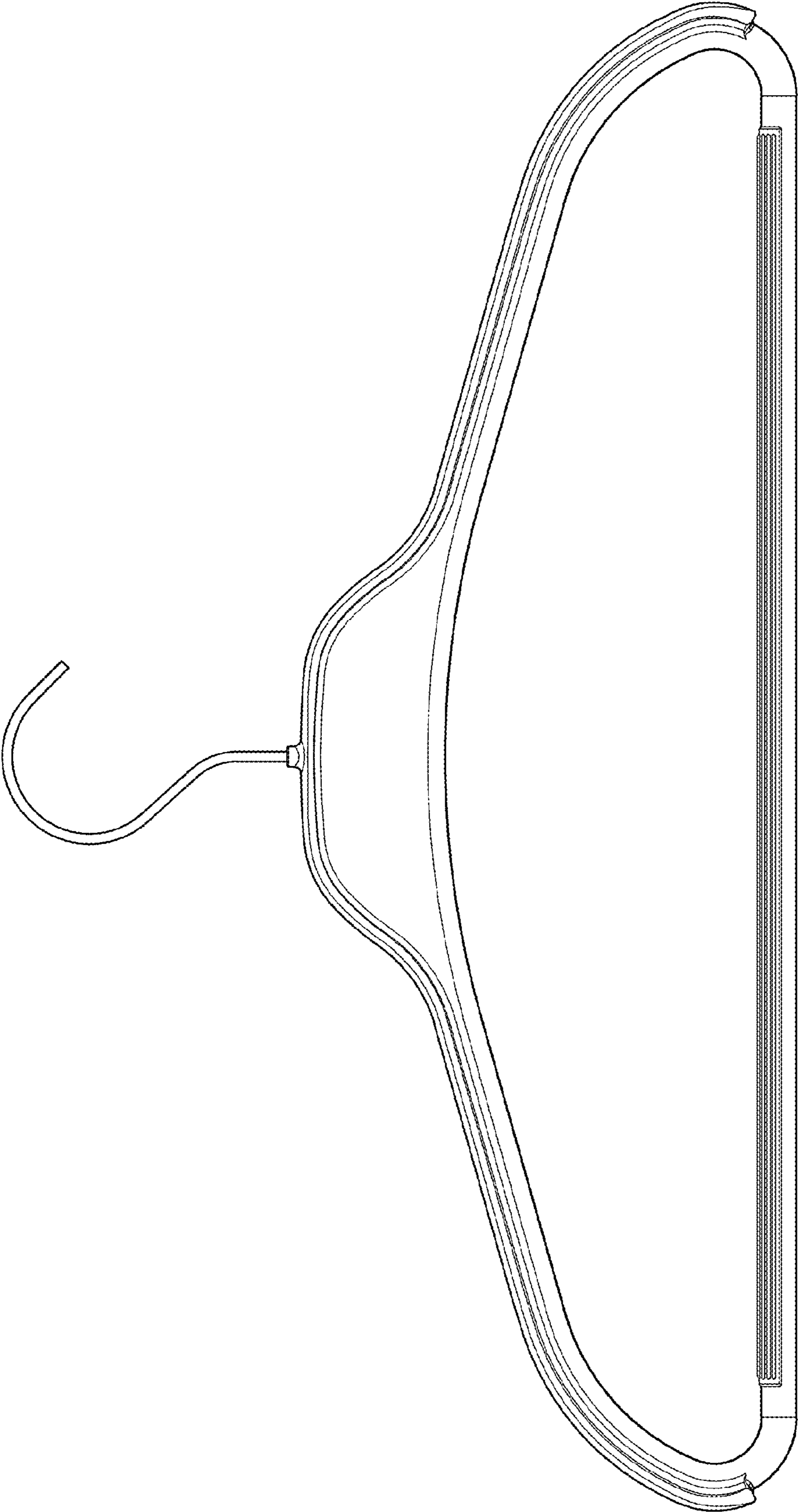


Fig. 1

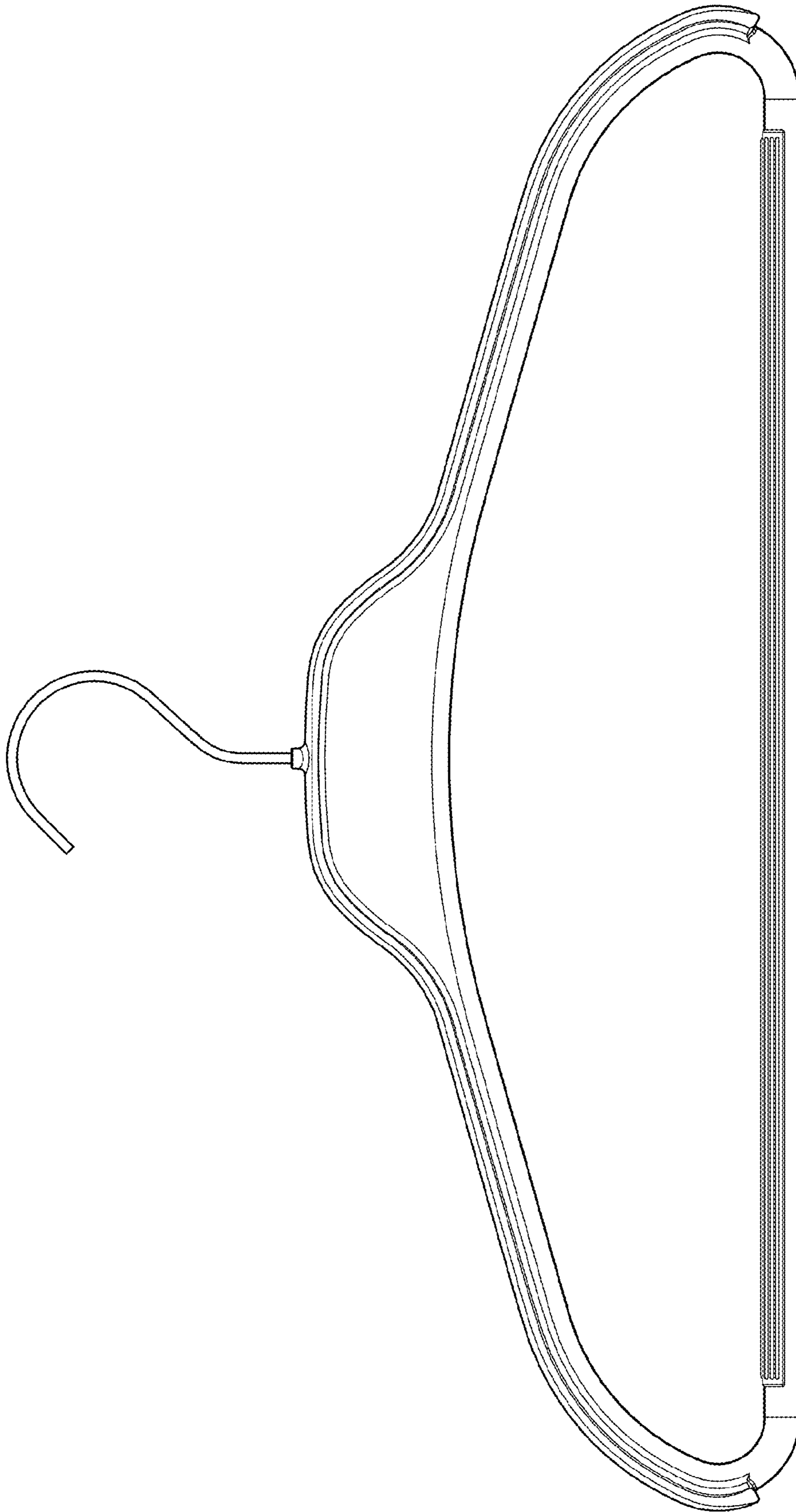


Fig. 2

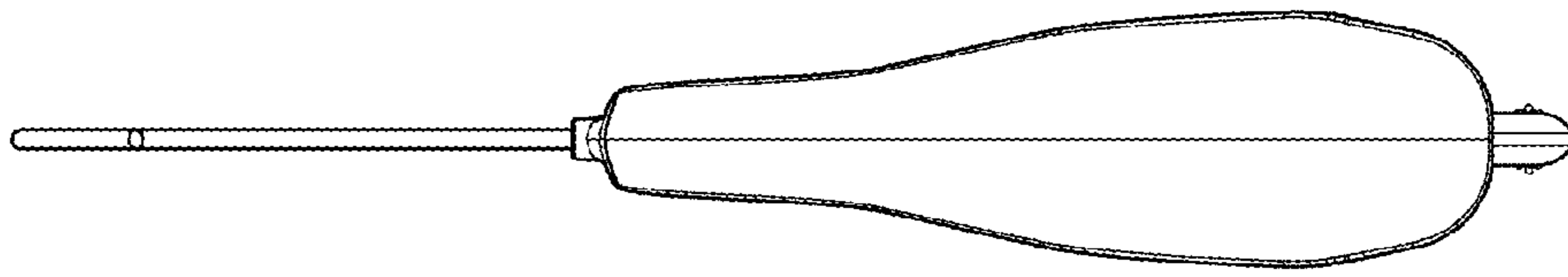


Fig. 4

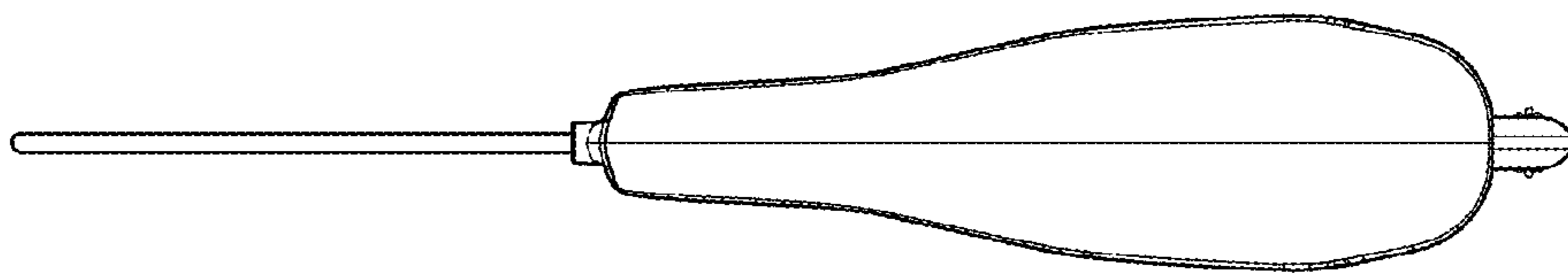


Fig. 3

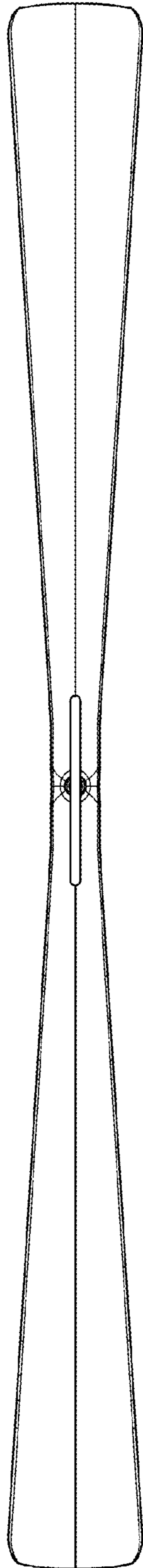


Fig. 5

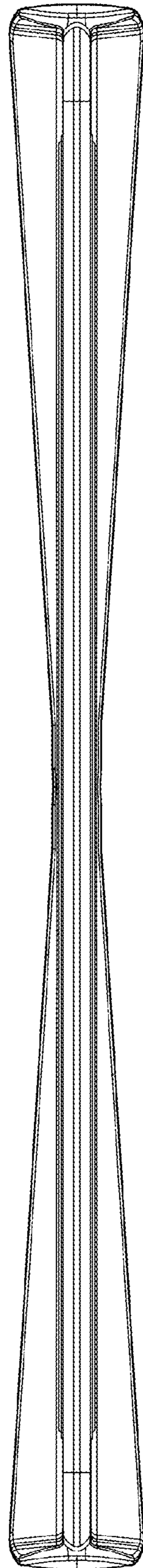


Fig. 6

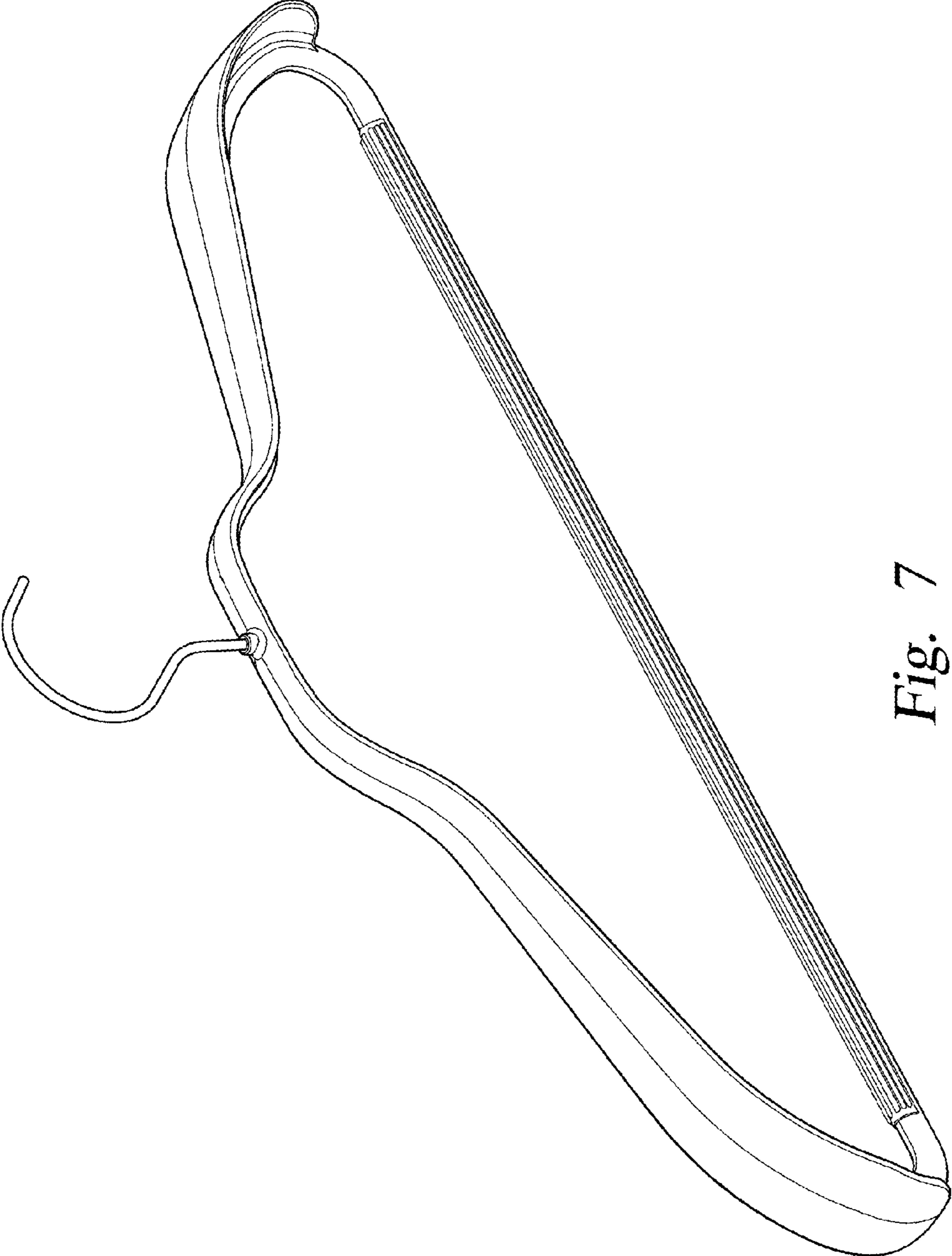


Fig. 7