

US00D737581S

(12) **United States Design Patent**
Li

(10) **Patent No.:** **US D737,581 S**

(45) **Date of Patent:** **** Sep. 1, 2015**

(54) **NON-SLIP SUIT HANGER**

(56) **References Cited**

(71) Applicant: **Guangxi Yikai Industry and Trade Co., Ltd.**, Nanning (CN)

U.S. PATENT DOCUMENTS

(72) Inventor: **Qian Li**, Nanning (CN)

| | | | | | | |
|--------------|----|---|---------|----------------|-------|--------|
| D597,749 | S | * | 8/2009 | Heroux | | D6/319 |
| D624,324 | S | * | 9/2010 | Fort et al. | | D6/319 |
| D640,876 | S | * | 7/2011 | Cohen | | D6/319 |
| D656,746 | S | * | 4/2012 | Mo | | D6/319 |
| D667,644 | S | * | 9/2012 | Wei | | D6/318 |
| 2008/0272158 | A1 | * | 11/2008 | Lee | | 223/98 |
| 2011/0139833 | A1 | * | 6/2011 | Cheung | | 223/86 |
| 2012/0255975 | A1 | * | 10/2012 | Diamond et al. | | 223/85 |

(73) Assignee: **GUANGXI YIKAI INDUSTRY AND TRADE CO., LTD.**, Nanning (CN)

(**) Term: **14 Years**

* cited by examiner

(21) Appl. No.: **29/492,109**

Primary Examiner — Derrick Holland

Assistant Examiner — Lauren Calve

(22) Filed: **May 28, 2014**

(74) *Attorney, Agent, or Firm* — Patterson & Sheridan, L.L.P.

(30) **Foreign Application Priority Data**

(57) **CLAIM**

Nov. 29, 2013 (CN) 2013 3 0588631

The ornamental design for a non-slip suit hanger, as shown and described.

(51) **LOC (10) Cl.** **06-08**

DESCRIPTION

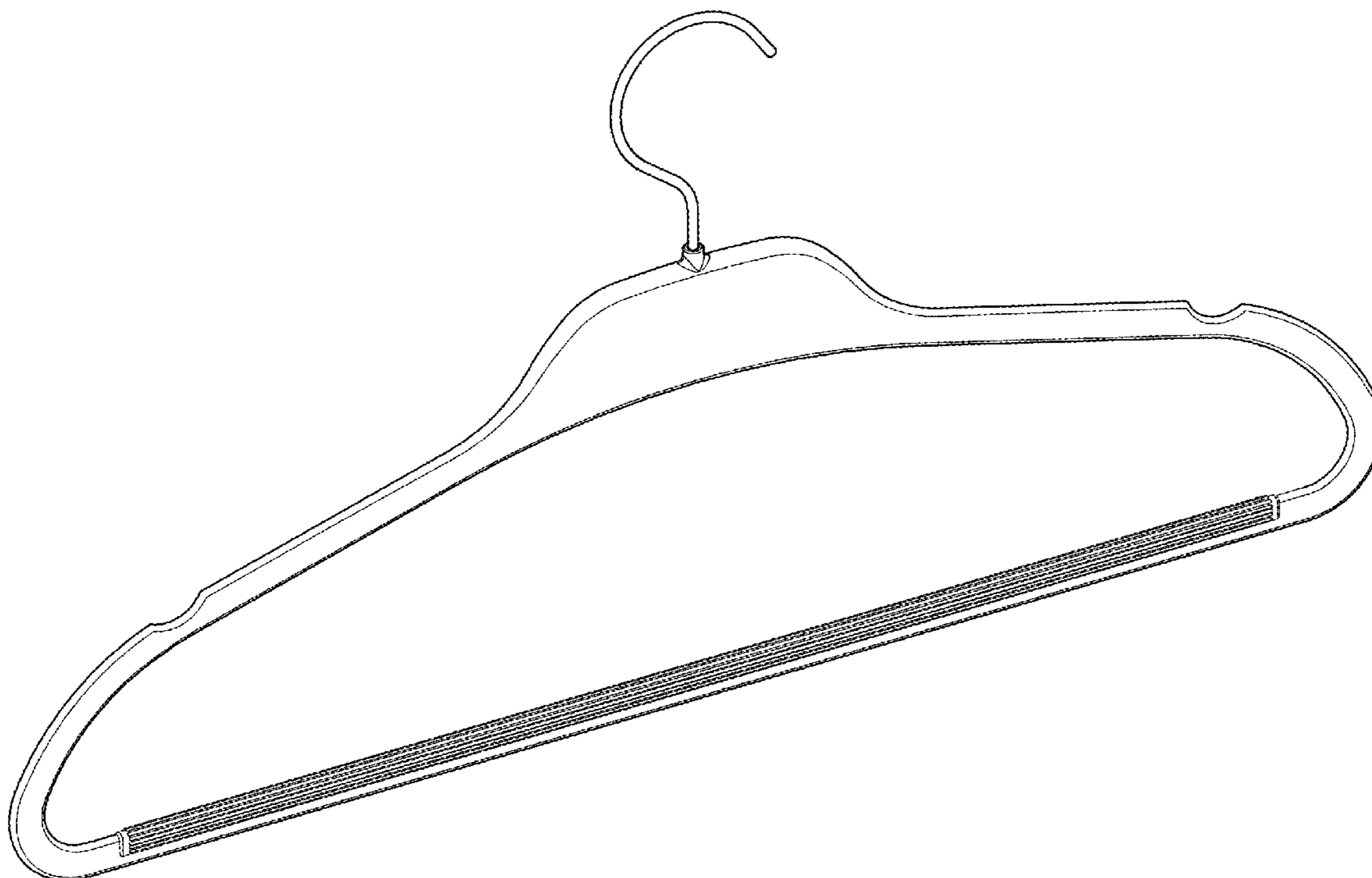
(52) **U.S. Cl.**
USPC **D6/319**

(58) **Field of Classification Search**
USPC D6/315-328; 223/85-98; 211/10, 13.1, 211/85, 87.01
CPC A47G 25/26; A47G 25/28; A47G 25/14; A47G 25/442; A47G 25/743; A47G 25/4023; A47F 5/0006

FIG. 1 is a front elevational view of a non-slip suit hanger showing my new design;
FIG. 2 is a rear elevational view thereof;
FIG. 3 is a left side elevational view thereof;
FIG. 4 is a right side elevational view thereof;
FIG. 5 is a top plan view thereof;
FIG. 6 is a bottom plan view thereof; and,
FIG. 7 is a perspective view thereof.

See application file for complete search history.

1 Claim, 5 Drawing Sheets



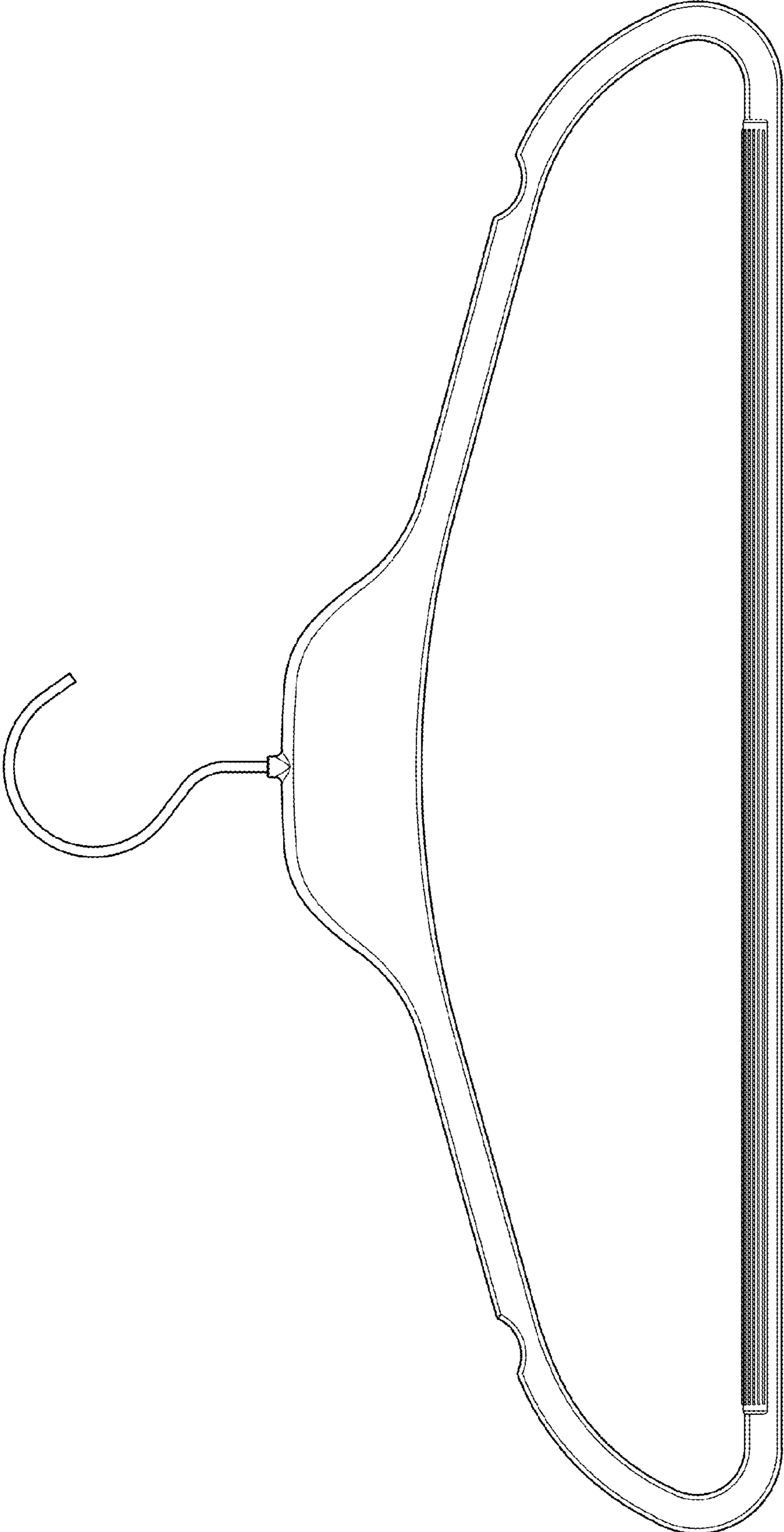


Fig. 1

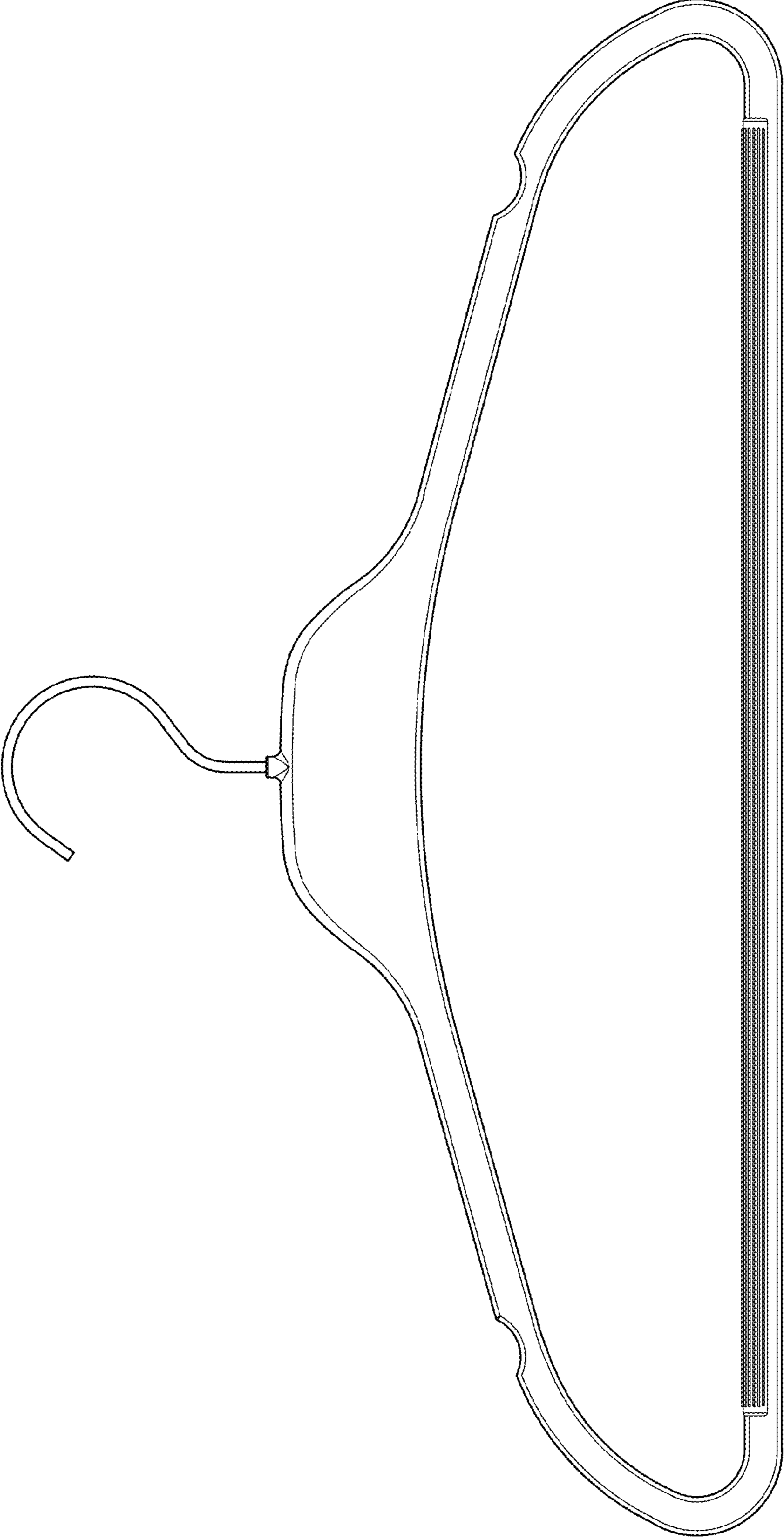


Fig. 2

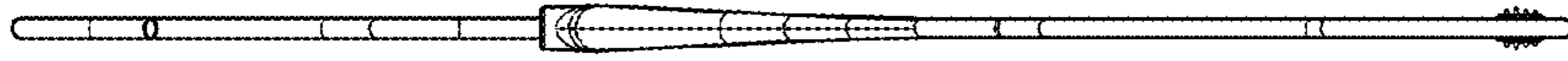


Fig. 4

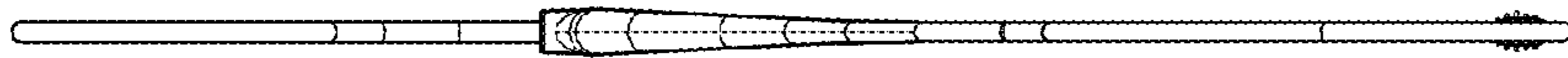


Fig. 3



Fig. 5



Fig. 6

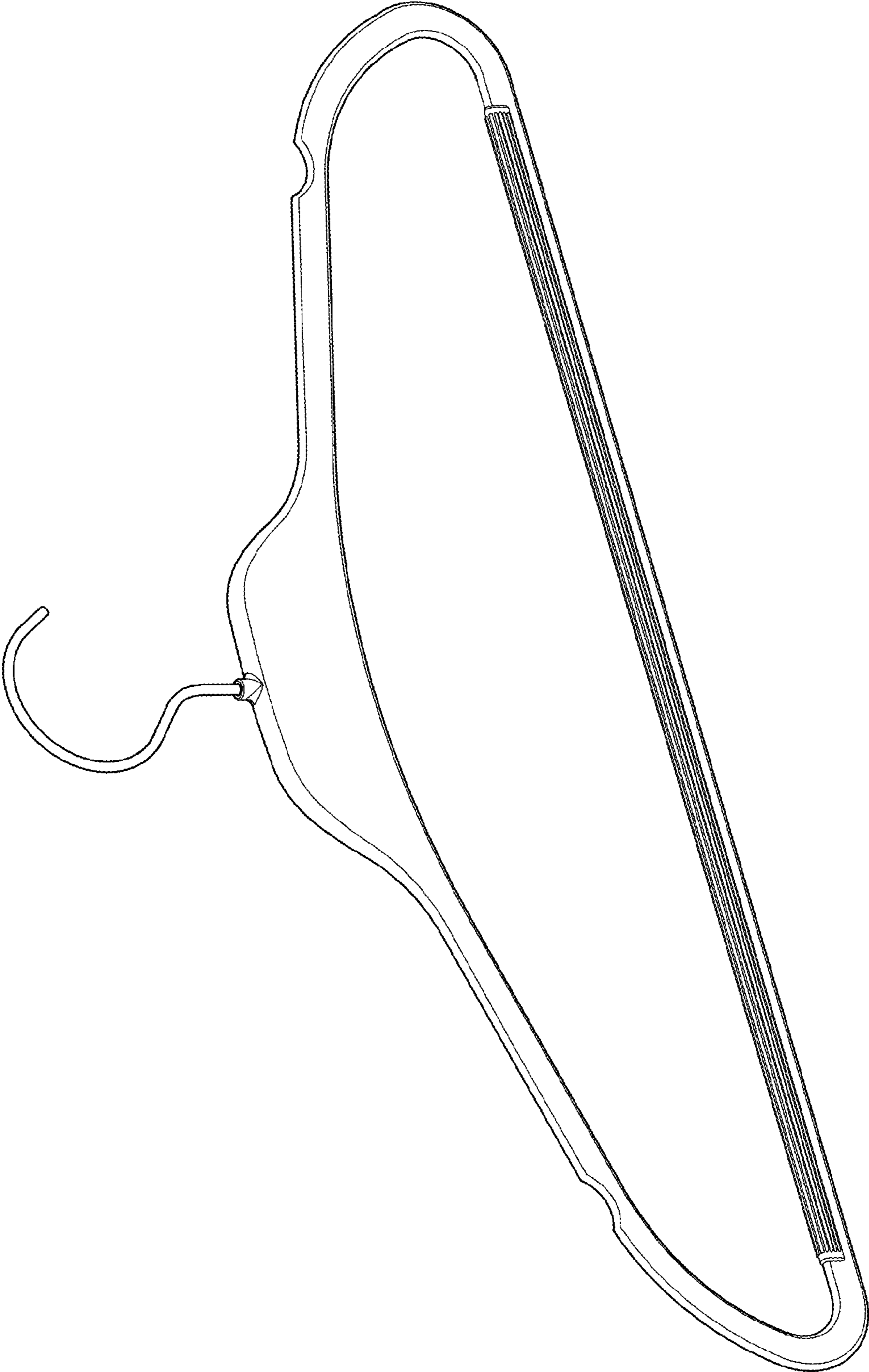


Fig. 7