

US00D737545S

(12) **United States Design Patent**
Folgnr

(10) **Patent No.:** **US D737,545 S**
(45) **Date of Patent:** **** Sep. 1, 2015**

(54) **PANTS**
(71) Applicant: **lucy apparel, llc.**, Wilmington (DE)
(72) Inventor: **Caitlin Folgnr**, San Francisco, CA (US)
(73) Assignee: **LUCY APPAREL, LLC**, Wilmington, DE (US)
(**) Term: **14 Years**
(21) Appl. No.: **29/458,765**
(22) Filed: **Jun. 21, 2013**
(51) **LOC (10) Cl.** **02-02**
(52) **U.S. Cl.**
USPC **D2/742**
(58) **Field of Classification Search**
USPC D2/741, 742, 743, 744, 745, 747, 748, D2/749, 853, 857, 712, 731; 2/22, 23, 24, 2/62, 79, 80, 81, 82, 83, 227, 229, 230, 2/234, 235, 236, 237, 238, 247, 912, 919
CPC A41D 1/00; A41D 27/24; A41D 15/005; A41D 1/06; A41D 2400/70; A41D 27/08; A41D 27/20
See application file for complete search history.

D610,778 S 3/2010 Costanzo
D613,037 S * 4/2010 Iamartino et al. D2/742
D613,928 S * 4/2010 Iamartino et al. D2/742
D618,434 S * 6/2010 Iamartino et al. D2/742
D622,480 S * 8/2010 Chionna D2/742
D637,791 S * 5/2011 Hall et al. D2/742
D641,127 S 7/2011 Zarabi
D641,134 S 7/2011 Zarabi
D641,539 S 7/2011 Zarabi
D646,867 S 10/2011 Cassoli
D660,553 S * 5/2012 Farina et al. D2/742

(Continued)

OTHER PUBLICATIONS

Women's Mondo Evo Bib Cycling Short. Garneau. [Online Product Reviewed Aug. 22, 2014]. [Retrieved Jul. 13, 2015]. Retrieved from the Internet at: <http://www.louisgarneau.com/us-en/product/827715/2858222/Women%27s_Cycling_Apparel/WOMEN_MONDO_EVO_BIB_CYCLING_SHORTS>.*

Primary Examiner — Barbara Fox
Assistant Examiner — Jennifer L Rempfer
(74) *Attorney, Agent, or Firm* — Ganz Pollard, LLC

CLAIM

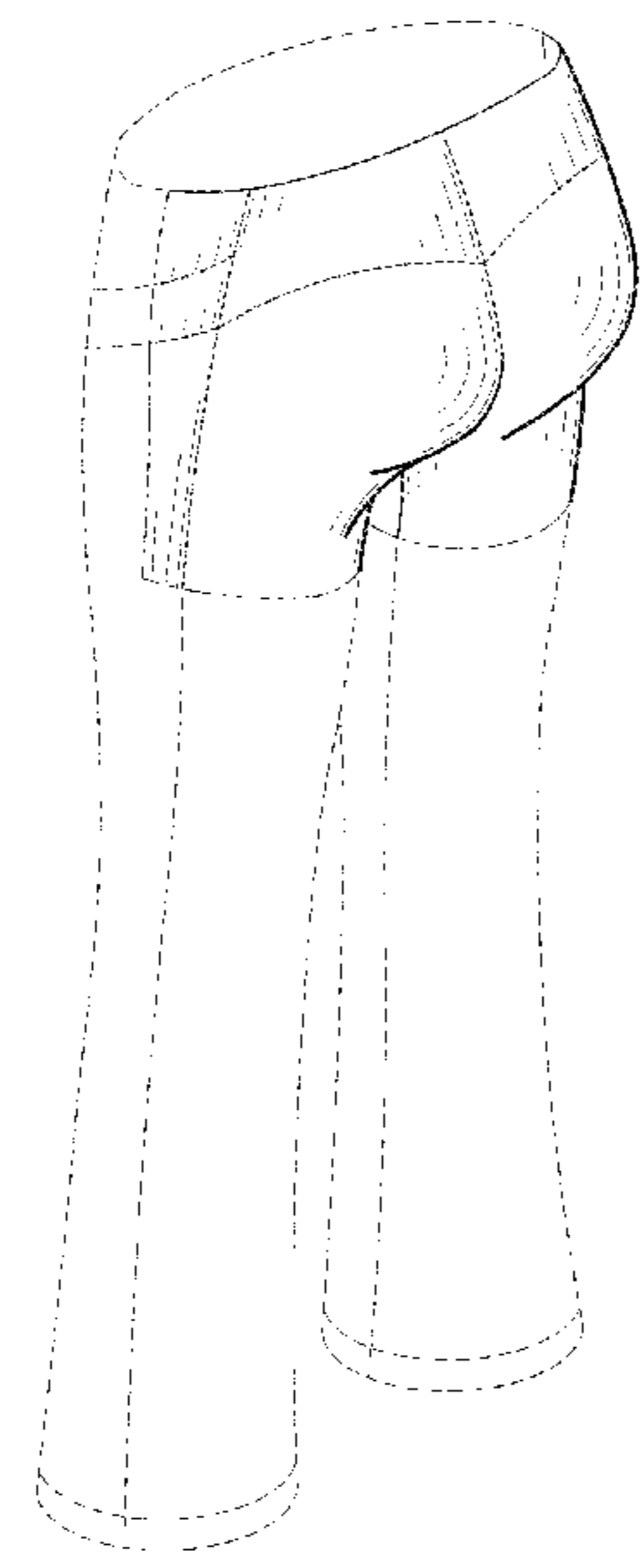
(57) The ornamental design for pants, as shown and described.

DESCRIPTION

FIG. 1 is a rear view of pants showing my new design; FIG. 2 is a left side view of the pants of FIG. 1, the right side view is a mirror image thereof; FIG. 3 is a front view of the pants of FIG. 1; and, FIG. 4 is a perspective view of the pants of FIG. 1. The short dashed lines indicate stitching. Dash-dot lines represent boundary of the claimed area. The long dashed lines illustrate intended environment of use and form no part of the claimed design. FIG. 3 shows unclaimed features that form no part of the claimed design.

1 Claim, 4 Drawing Sheets

(56) **References Cited**
U.S. PATENT DOCUMENTS
D281,828 S * 12/1985 Callaghan D2/742
D300,383 S * 3/1989 Yasuda D2/742
D370,552 S * 6/1996 Erwin et al. D2/742
D461,943 S * 8/2002 Lyden D2/742
D465,078 S * 11/2002 Tanaka D2/742
D505,770 S * 6/2005 Ota et al. D2/731
D513,659 S 1/2006 Collier
D514,775 S * 2/2006 Szabo D2/742
D532,958 S * 12/2006 Kent D2/742
D600,883 S * 9/2009 Blumenfeld D2/742



(56)

References Cited

U.S. PATENT DOCUMENTS

D661,871 S 6/2012 Savage
D662,281 S * 6/2012 Iamartino D2/742
D666,788 S * 9/2012 Hines D2/742

D673,756 S * 1/2013 Agnew et al. D2/742
D686,799 S * 7/2013 Farina et al. D2/742
D698,520 S * 2/2014 Anderson et al. D2/742
D730,016 S * 5/2015 Murphy et al. D2/738
2009/0293167 A1 * 12/2009 Kottler 2/23

* cited by examiner




FIG. 1




FIG. 2




FIG. 3

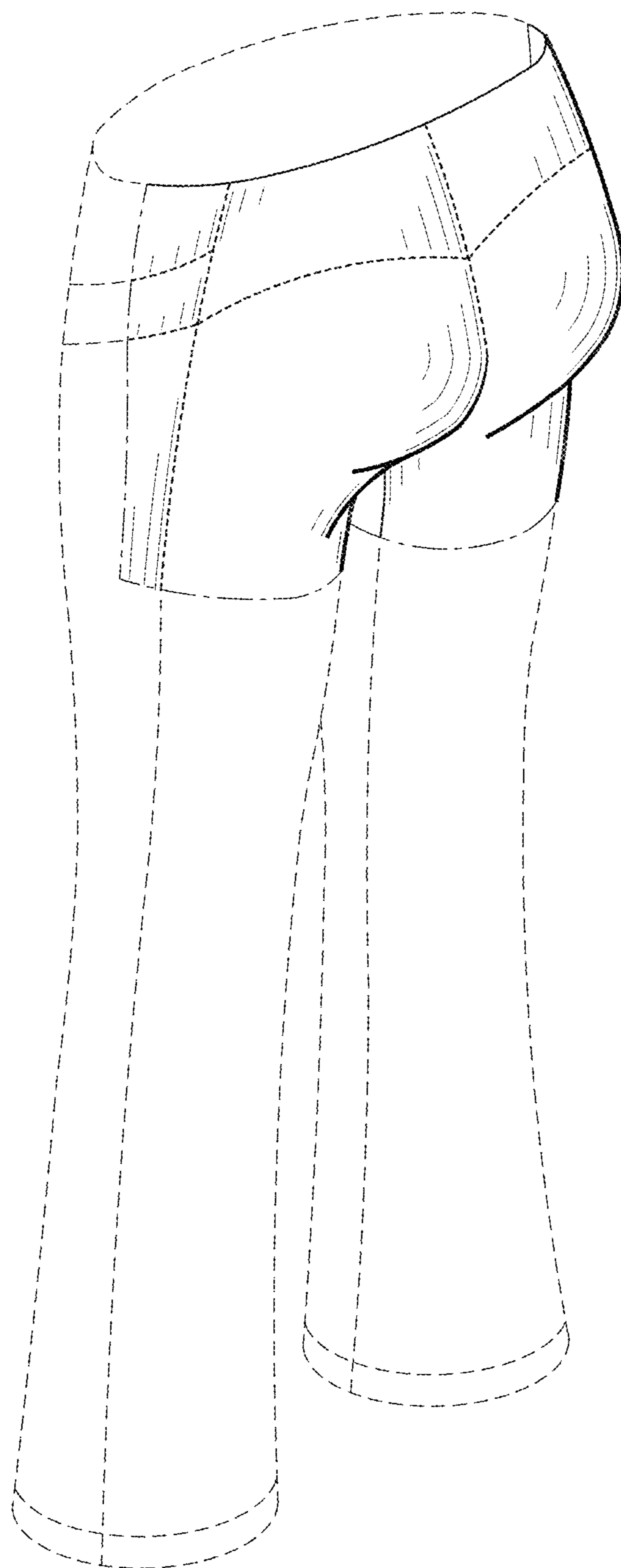


FIG. 4