



US00D737540S

(12) **United States Design Patent**  
**Borella**

(10) **Patent No.:** **US D737,540 S**

(45) **Date of Patent:** **\*\* Aug. 25, 2015**

(54) **PIGGY BANK**

(71) Applicant: **Mauro Borella**, Venice Marghera (IT)

(72) Inventor: **Mauro Borella**, Venice Marghera (IT)

(\*\*) Term: **14 Years**

(21) Appl. No.: **29/462,469**

(22) Filed: **Aug. 5, 2013**

(30) **Foreign Application Priority Data**

Feb. 21, 2013 (EM) ..... 002188276-0001

(51) **LOC (10) Cl.** ..... **99-00**

(52) **U.S. Cl.**  
USPC ..... **D99/37**

(58) **Field of Classification Search**  
USPC ..... D99/28, 34, 35, 36, 37, 38, 43, 99;  
D1/106, 130; D11/117, 121, 125;  
D9/643; D7/503, 611; 206/0.8, 0.81,  
206/0.815, 0.82, 0.83, 0.84, 527; 902/9;  
109/1 V, 1 R, 2, 45, 58, 59 R  
CPC ... E05B 65/0075; E05B 65/0078; E05G 1/00;  
E05G 1/005; E05G 1/02; E05G 1/024; E05G  
1/04; E05G 2700/00; E05G 2700/02; E05G  
1/06; A45C 1/12; A45C 2001/125; B63C  
9/00; G07D 11/0006; G07D 11/0009; G07F  
9/06

See application file for complete search history.

(56) **References Cited**

**U.S. PATENT DOCUMENTS**

D6,744 S \* 7/1873 Smith ..... D99/37  
225,785 A \* 3/1880 Beattie ..... 222/463  
D21,231 S \* 12/1891 Menke ..... D99/37  
D22,157 S \* 1/1893 Wahlers ..... D9/644  
D27,442 S \* 7/1897 Martin ..... D99/37  
D59,733 S \* 11/1921 Fisher ..... D99/37

D133,997 S \* 10/1942 Mackey ..... D99/37  
D183,723 S \* 10/1958 Corwin ..... D99/37  
D188,858 S \* 9/1960 Lavisson ..... D99/37  
2,998,896 A \* 9/1961 Miller ..... 220/4.26  
D223,940 S \* 6/1972 Whitworth ..... D99/37  
D240,829 S \* 8/1976 Jones ..... D9/689  
4,124,135 A \* 11/1978 Weder et al. .... 220/4.21  
D273,766 S \* 5/1984 Lampe ..... D9/504  
D284,838 S \* 7/1986 Cillario ..... D9/643  
D302,244 S \* 7/1989 North ..... D9/607  
D414,931 S \* 10/1999 Palmer ..... D3/271.8  
D419,827 S \* 2/2000 Michaeli ..... D7/515  
D421,216 S \* 2/2000 Abrams et al. .... D9/643  
D452,115 S \* 12/2001 Malimovka ..... D7/503  
D505,832 S \* 6/2005 Rosow ..... D7/515  
D561,829 S \* 2/2008 Cheng ..... D19/42  
D567,014 S \* 4/2008 Silver et al. .... D7/354  
D608,160 S \* 1/2010 Colbert et al. .... D7/628  
D608,826 S \* 1/2010 Laguatan et al. .... D19/41  
D611,777 S \* 3/2010 Yung ..... D7/628  
D617,439 S \* 6/2010 Valentino et al. .... D23/367  
D660,451 S \* 5/2012 Matsuura ..... D24/216  
D669,232 S \* 10/2012 Chung et al. .... D30/152  
D680,439 S \* 4/2013 Reetz ..... D9/643  
D706,670 S \* 6/2014 Cobos ..... D11/121  
D718,182 S \* 11/2014 Woltz ..... D11/145

\* cited by examiner

*Primary Examiner* — Elizabeth J Oswecki  
(74) *Attorney, Agent, or Firm* — Themis Law

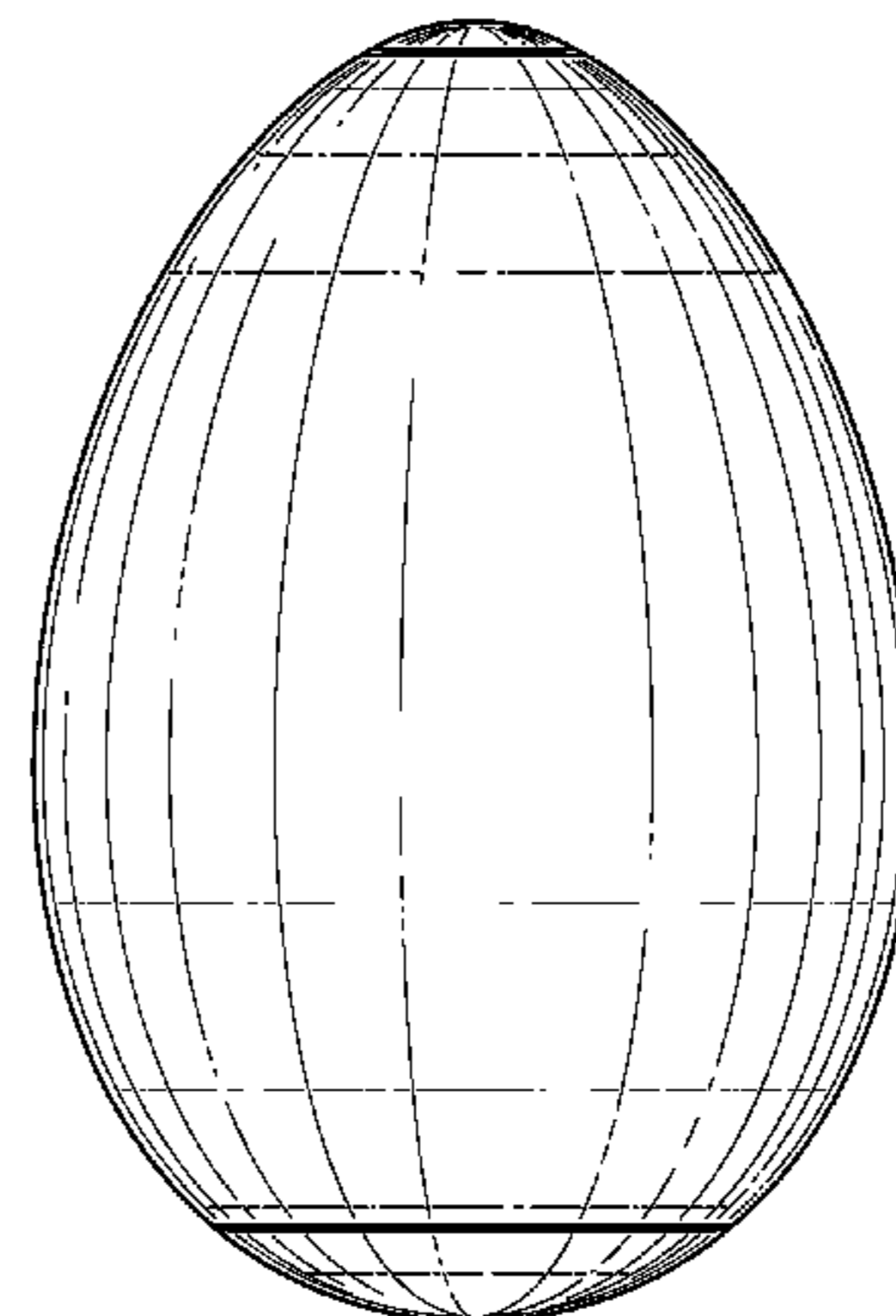
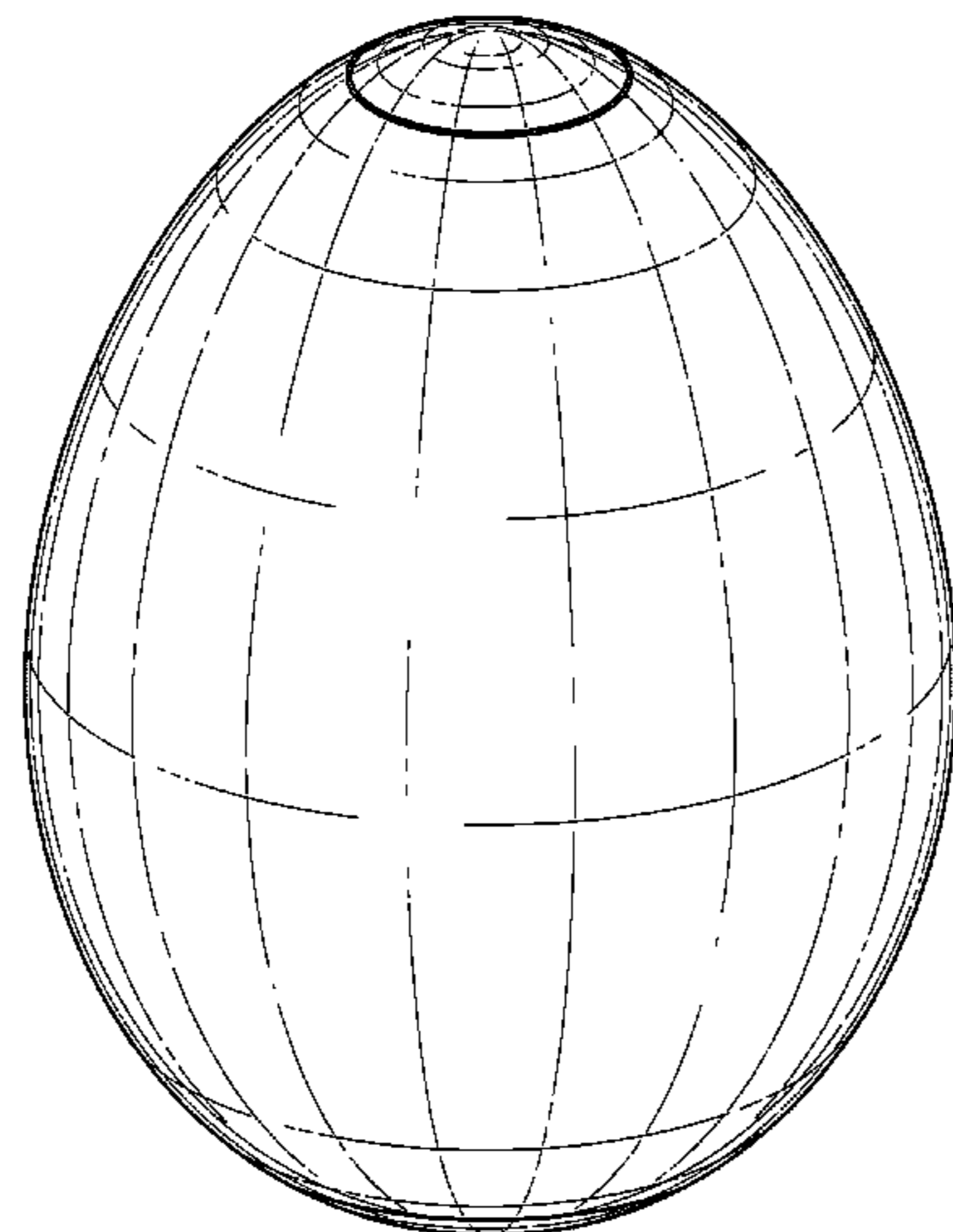
(57) **CLAIM**

The ornamental design for a piggy bank, as shown and described.

**DESCRIPTION**

FIG. 1 is a front perspective view of a piggy bank showing my new design;  
FIG. 2 is a front elevational view thereof;  
FIG. 3 is a top plan view thereof; and,  
FIG. 4 is a bottom plan view thereof.  
All surfaces not shown form no part of the claimed design.

**1 Claim, 3 Drawing Sheets**



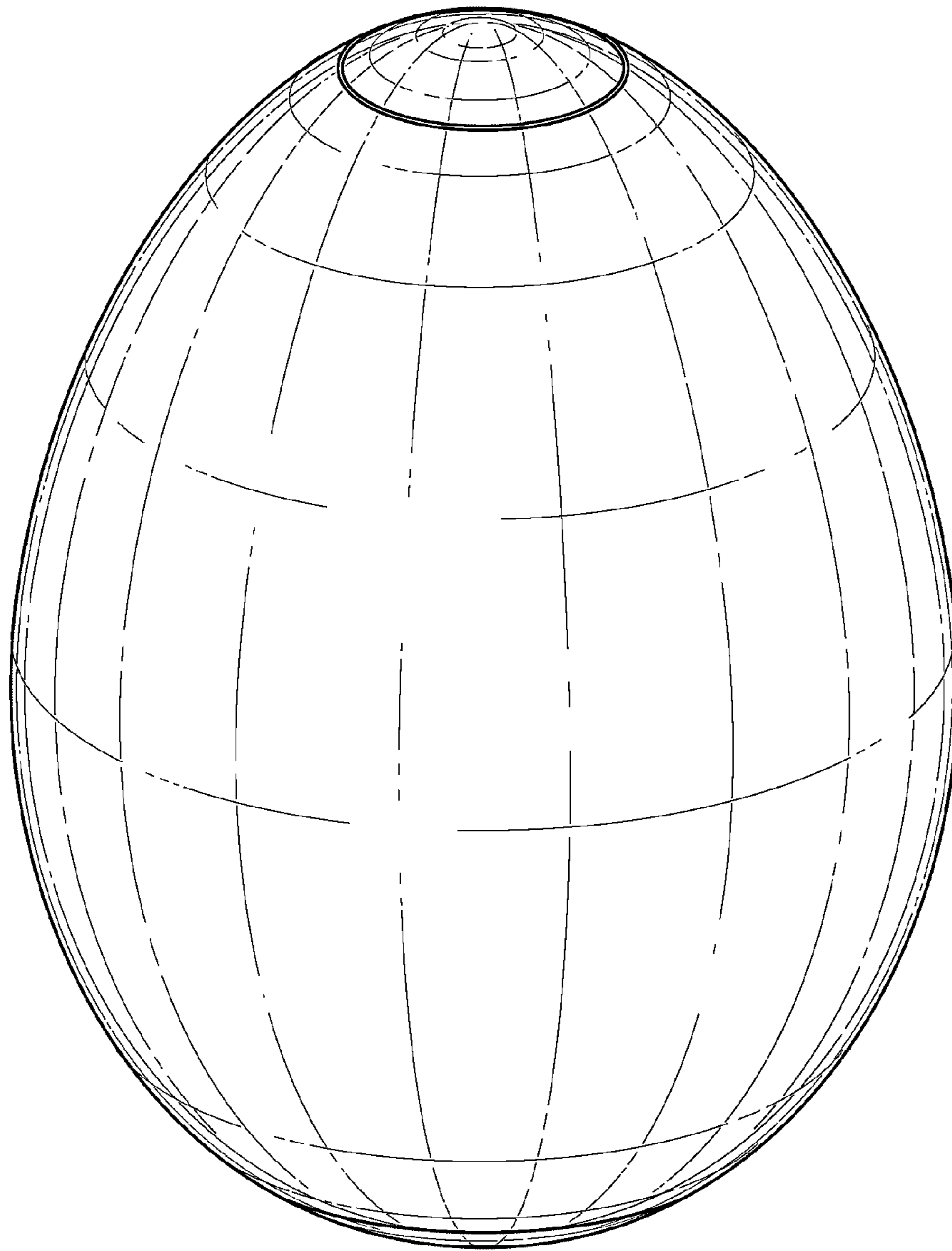
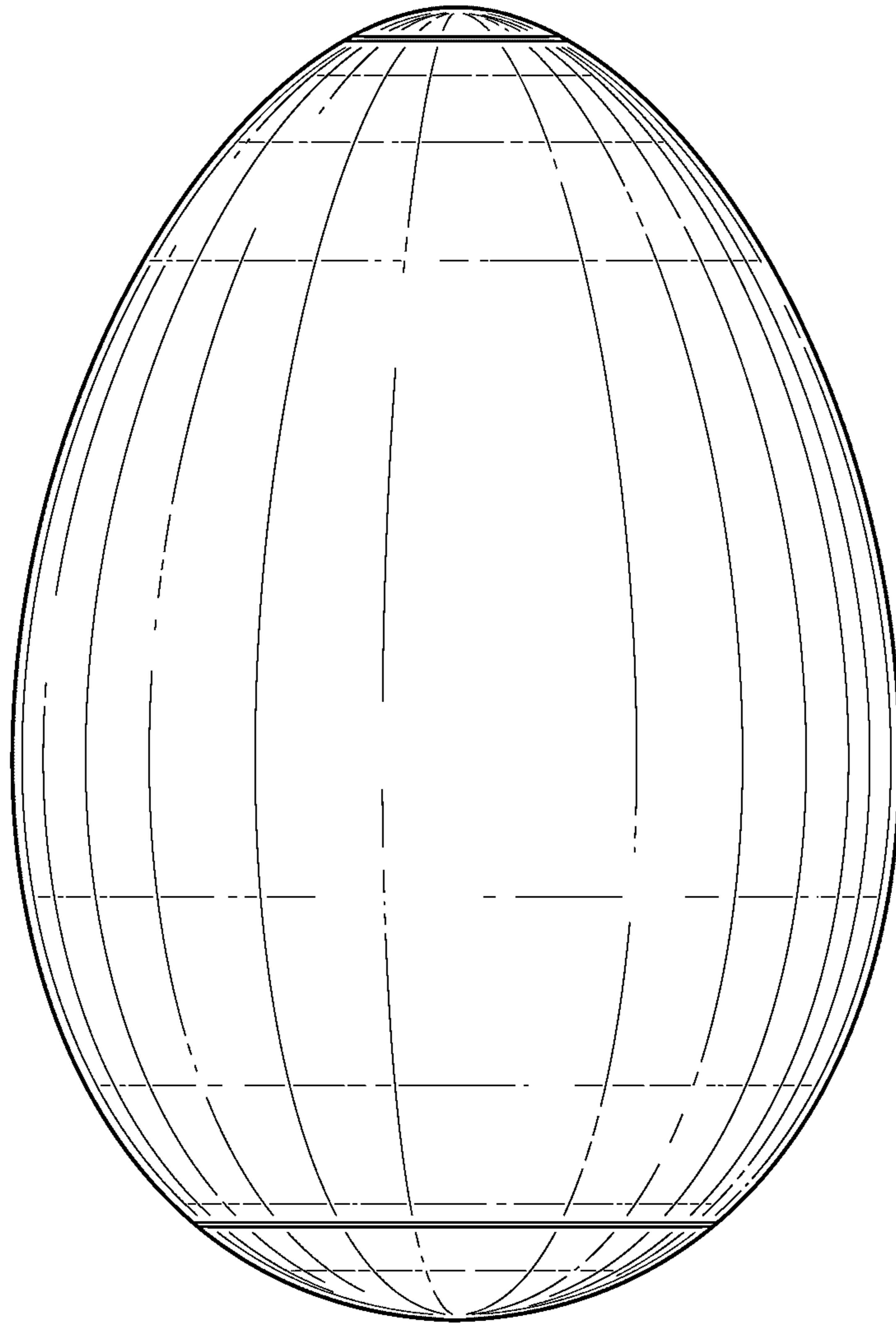
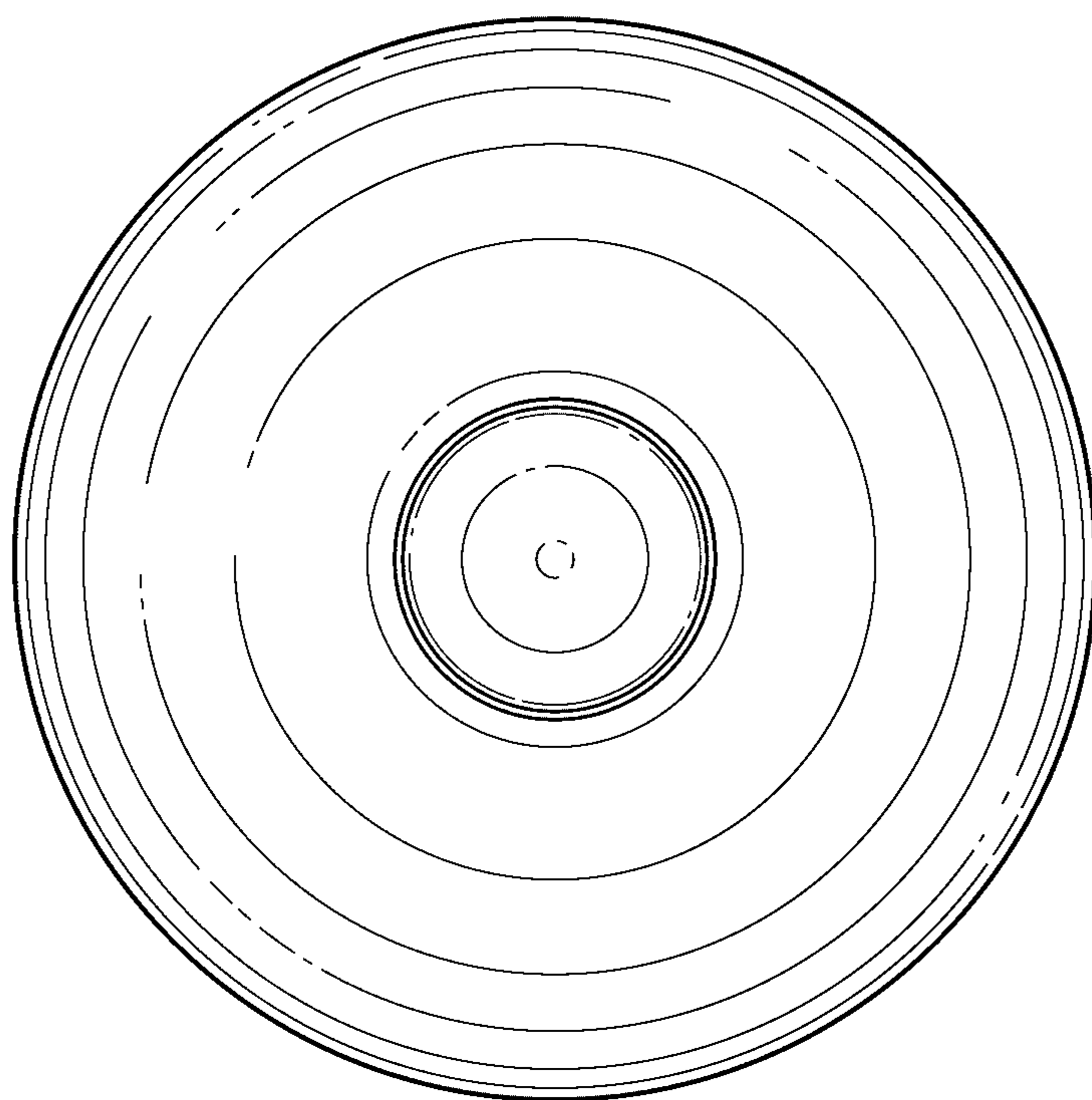


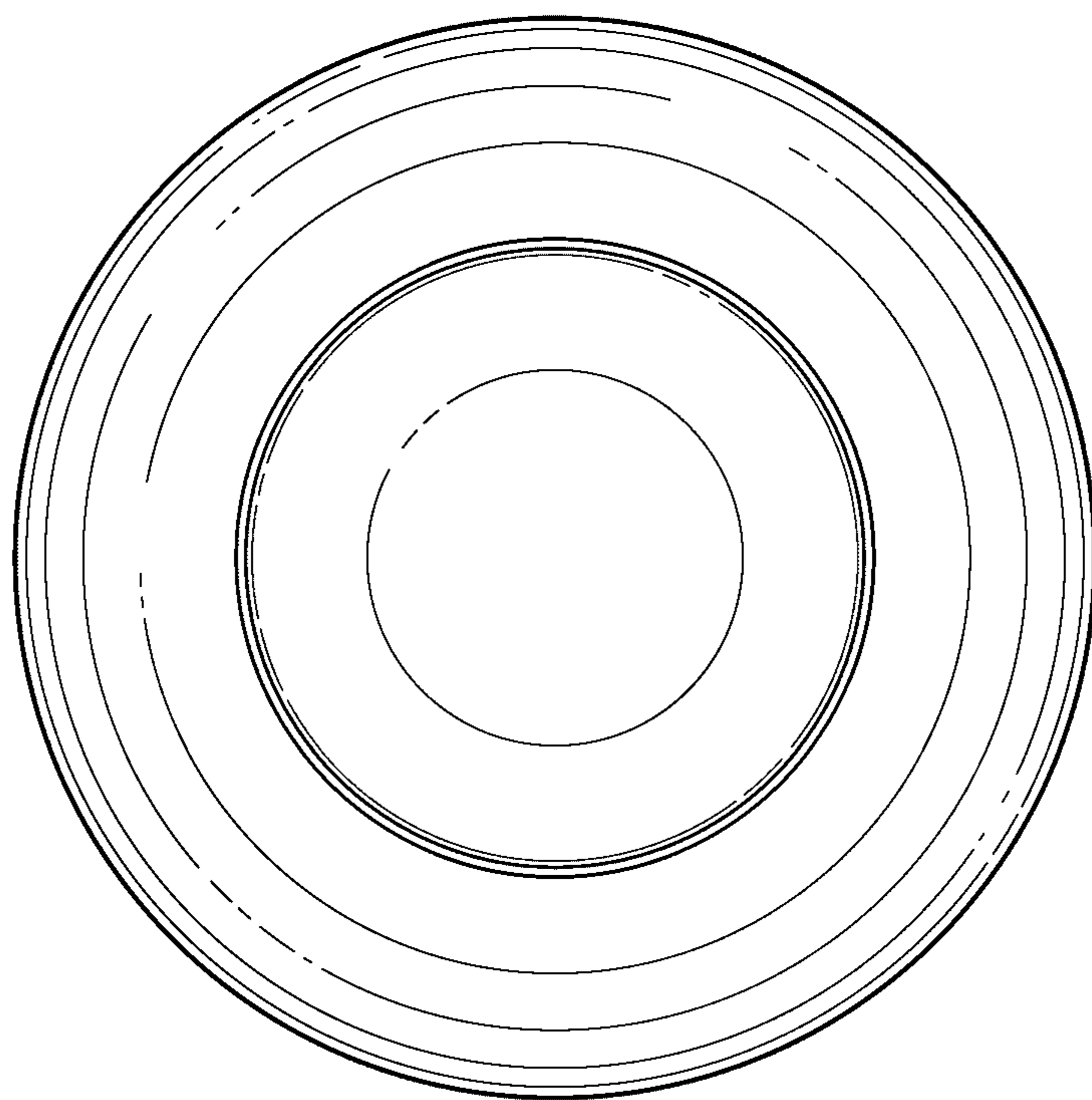
FIG. 1



**FIG. 2**



**FIG. 3**



**FIG. 4**