



US00D737535S

(12) **United States Design Patent**
Price

(10) **Patent No.:** **US D737,535 S**

(45) **Date of Patent:** **** Aug. 25, 2015**

(54) **WALL COVERING FOR A WALL OF A LUGGAGE OR CARGO CARRIER**

(71) Applicant: **Ronnie A. Price**, Red Lion, PA (US)

(72) Inventor: **Ronnie A. Price**, Red Lion, PA (US)

(**) Term: **14 Years**

(21) Appl. No.: **29/484,425**

(22) Filed: **Mar. 10, 2014**

(51) **LOC (10) Cl.** **12-02**

(52) **U.S. Cl.**
USPC **D34/27; D11/158; D22/125**

(58) **Field of Classification Search**
USPC D34/27; D11/205, 211, 217, 219, 223,
D11/229, 232, 233, 238, 44, 48, 49, 51, 99,
D11/132, 133, 134, 135, 157, 184, 121, 158,
D11/125, 127; D21/79, 81, 82; D22/125;
D26/146, 147, 31, 32; D20/14, 15, 22,
D20/23, 24, 29, 30

See application file for complete search history.

(56) **References Cited**

U.S. PATENT DOCUMENTS

D209,845 S * 1/1968 Effers D10/7
5,472,765 A * 12/1995 Green 428/99
D369,640 S * 5/1996 Woody, II D22/125
D407,993 S * 4/1999 Sprinkle D11/134

D452,204 S * 12/2001 Wrob D12/162
D505,708 S * 5/2005 Ashley D22/125
D610,485 S * 2/2010 Ross D11/158
D721,987 S * 2/2015 Burgh D11/134

* cited by examiner

Primary Examiner — Cynthia Ramirez

(74) *Attorney, Agent, or Firm* — Hooker & Habib, P.C.

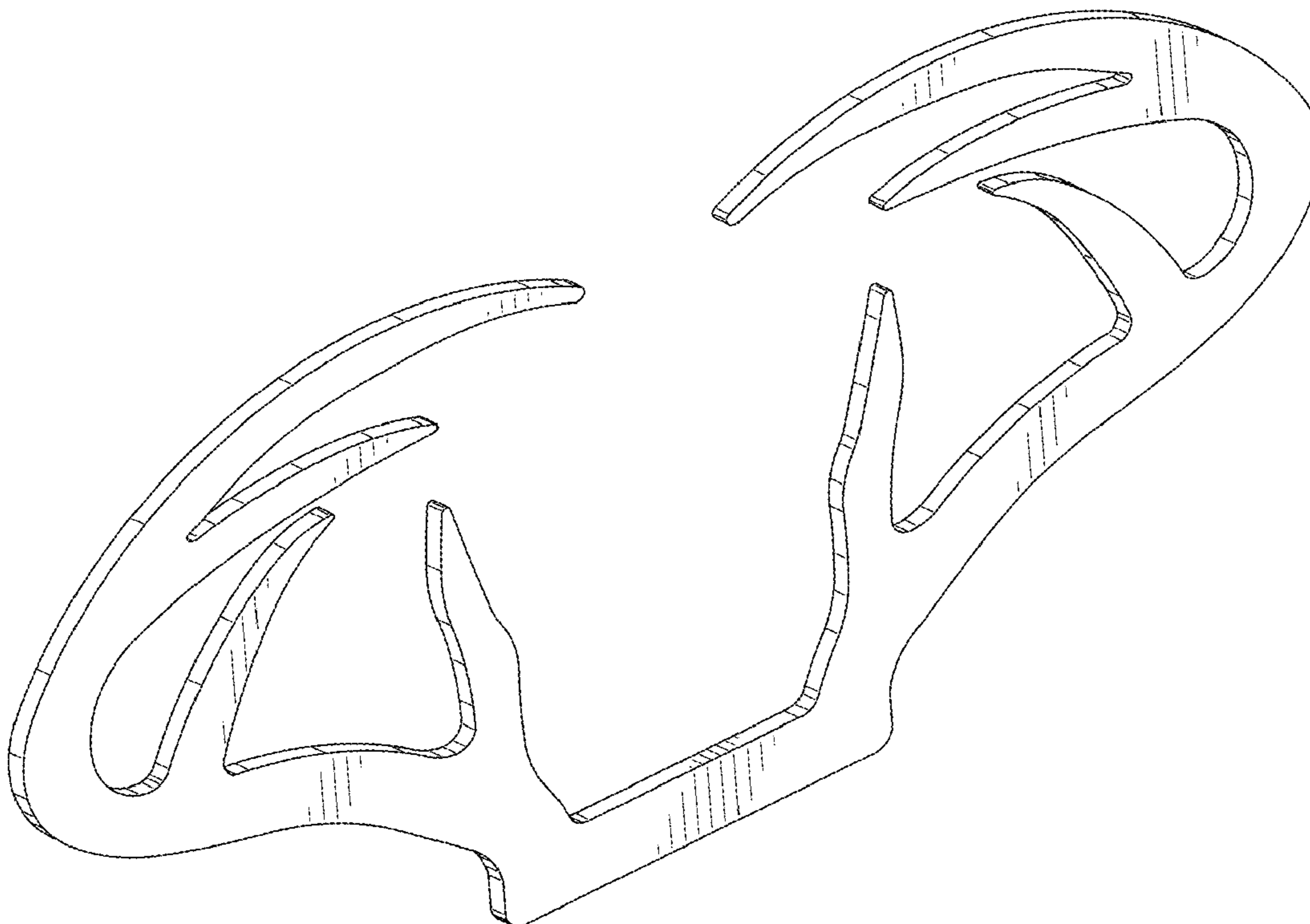
(57) **CLAIM**

The ornamental design of an ornamental wall covering for a wall of a luggage or cargo carrier, as shown and described.

DESCRIPTION

FIG. 1 is a front right perspective view of the wall covering for a wall of a luggage or cargo carrier;
FIG. 2 is a front elevation view of the wall covering shown in FIG. 1;
FIG. 3 is a top view of the wall covering shown in FIG. 1;
FIG. 4 is a right side view of the wall covering shown in FIG. 1, the left side view being identical;
FIG. 5 is a bottom view of the wall covering shown in FIG. 1; and,
FIG. 6 is similar to FIG. 1 but illustrates the wall covering being attached to a wall of a luggage or cargo carrier.
The broken lines shown in FIG. 6 are included for the purpose of illustrating environment and form no part of the claimed design.

1 Claim, 3 Drawing Sheets



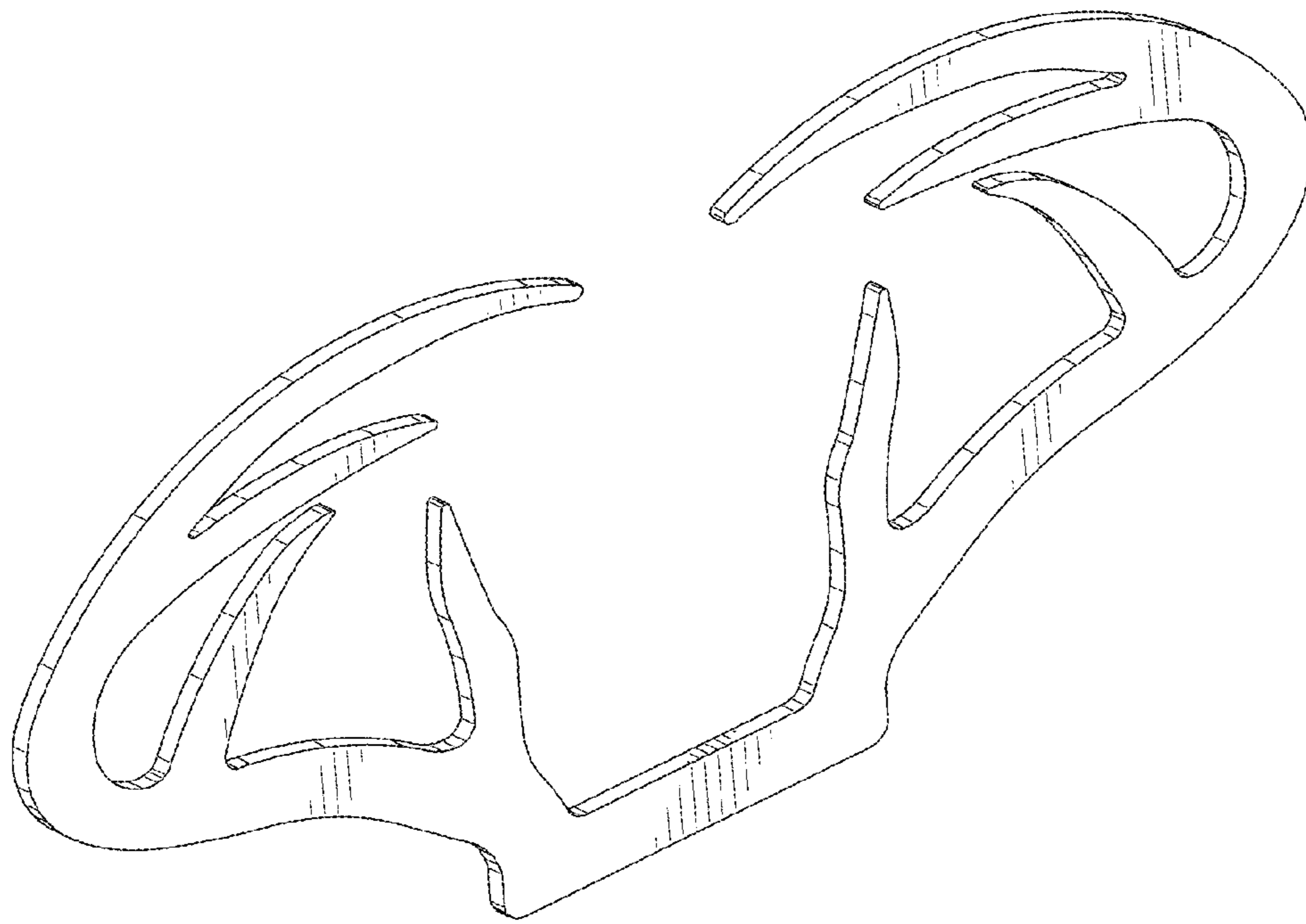


FIG. 1

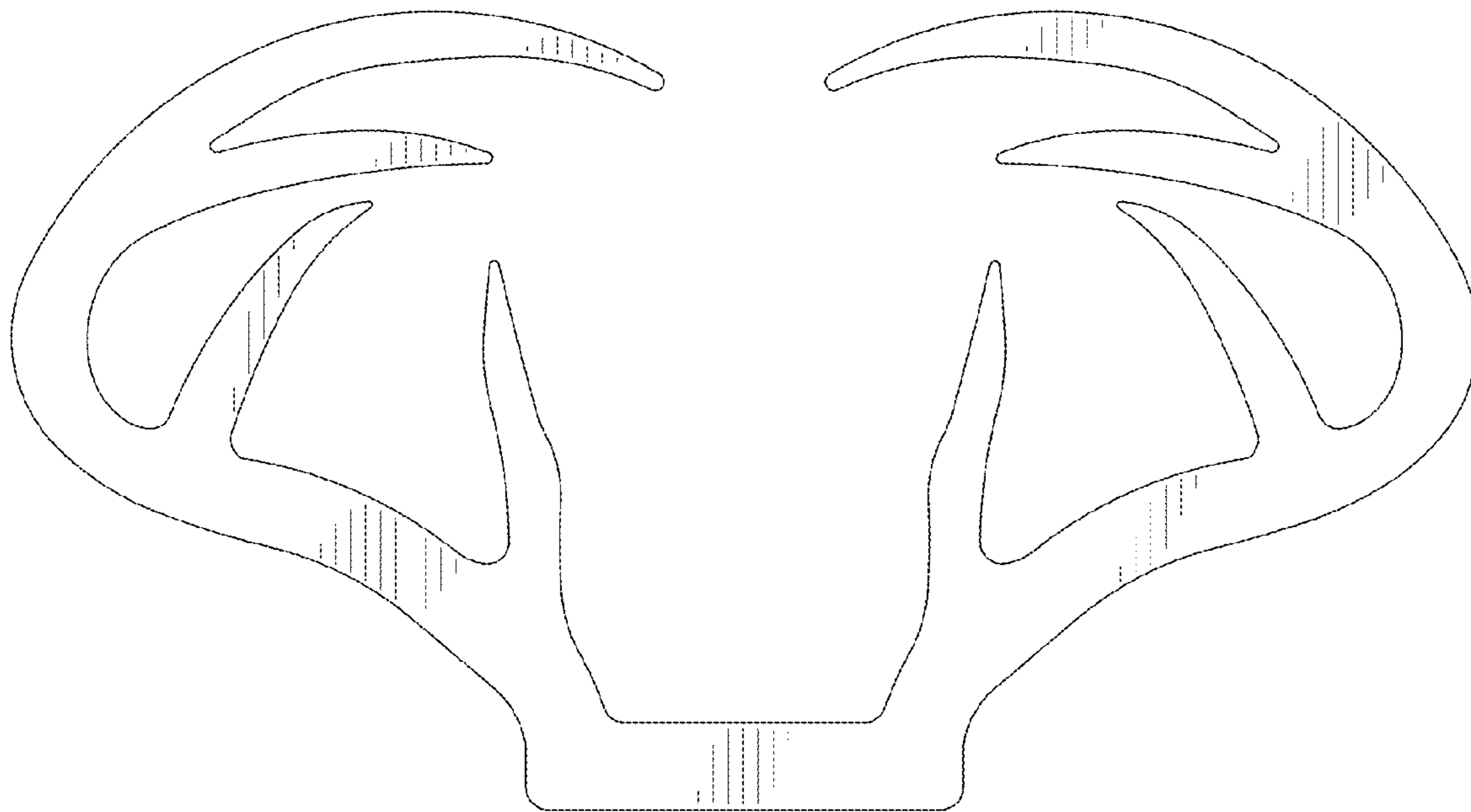


FIG. 2

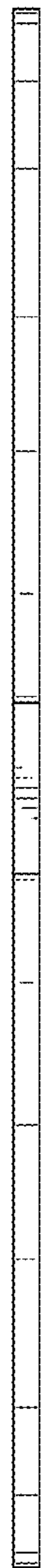


FIG. 3




FIG. 4



FIG. 5

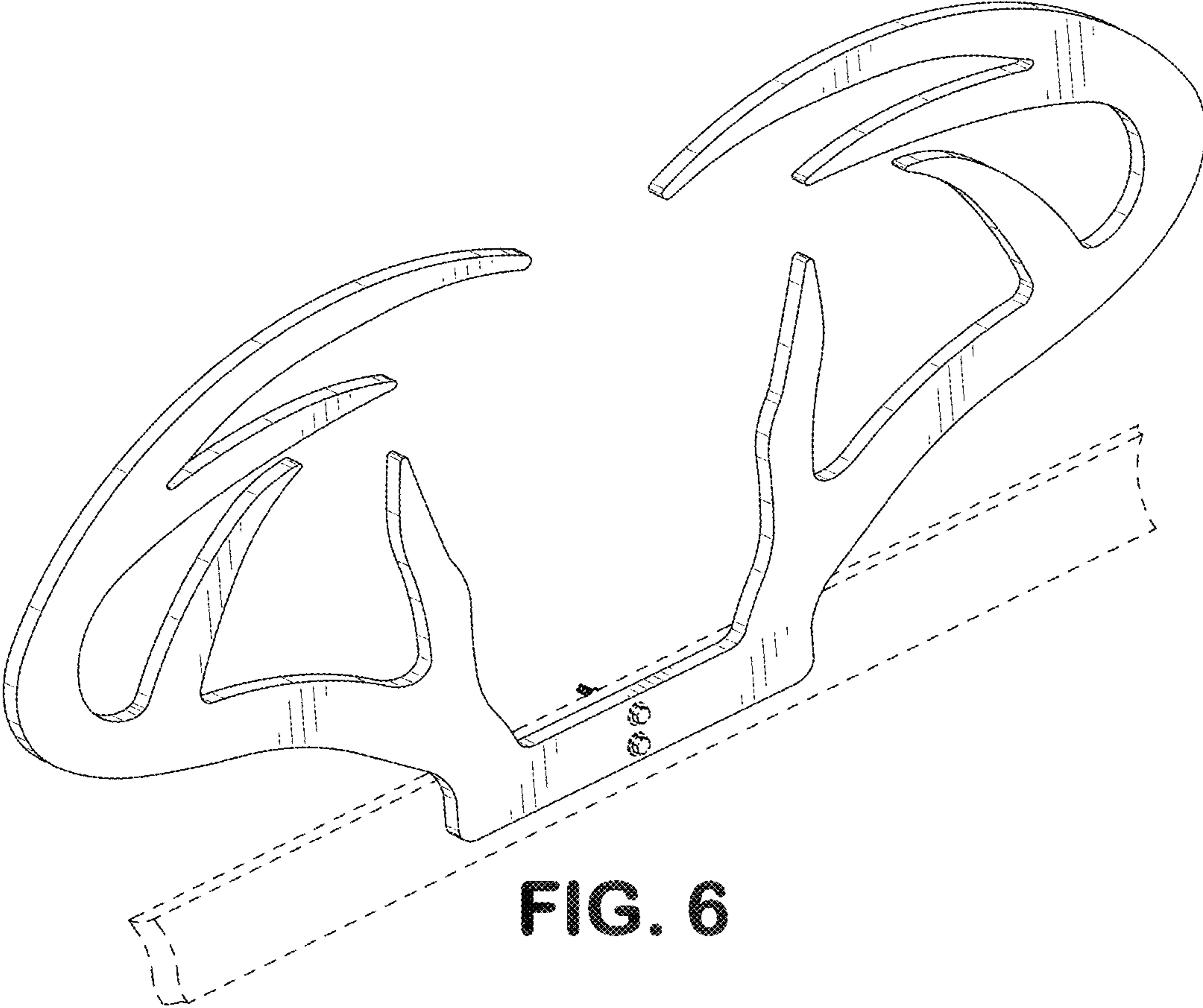


FIG. 6