

US00D737531S

(12) **United States Design Patent**  
**Chitayat et al.**

(10) **Patent No.:** **US D737,531 S**

(45) **Date of Patent:** **\*\* Aug. 25, 2015**

(54) **LAID BACK SPONGE**

(71) Applicant: **Genimex Jersey Ltd.**, Shanghai (CN)

(72) Inventors: **David Dennys Chitayat**, Shanghai (CN); **Heather Tomasetti Kauffman**, New York, NY (US); **Pieter Schouten**, Berkeley, CA (US)

(73) Assignee: **Genimex Jersey Ltd.**, Shanghai (CN)

(\*\*) Term: **14 Years**

(21) Appl. No.: **29/487,214**

(22) Filed: **Apr. 7, 2014**

**Related U.S. Application Data**

(63) Continuation-in-part of application No. 12/729,605, filed on Mar. 23, 2010, now abandoned.

(51) **LOC (10) Cl.** ..... **04-01**

(52) **U.S. Cl.**  
USPC ..... **D32/40**

(58) **Field of Classification Search**  
USPC ..... D32/40-45; 15/244.1-244.4, 208, 15/209.1, 226, 234, 229.1, 229.3, 229.6, 15/144.1

See application file for complete search history.

(56) **References Cited**

**U.S. PATENT DOCUMENTS**

D381,771 S \* 7/1997 Chern ..... D28/63

D606,269 S \* 12/2009 Treeby et al. .... D32/40  
D622,017 S \* 8/2010 Murphy, Jr. .... D32/40  
D685,549 S \* 7/2013 Wong ..... D32/40

\* cited by examiner

*Primary Examiner* — Robin V Webster

(74) *Attorney, Agent, or Firm* — Finch & Maloney PLLC

(57) **CLAIM**

The ornamental design for a laid back sponge, as shown and described.

**DESCRIPTION**

FIG. 1 is a perspective view of the first embodiment of the laid back sponge;

FIG. 2 is a right-hand view thereof, the left-hand elevation view being a mirror image thereof;

FIG. 3 is a bottom view thereof;

FIG. 4 is a top view thereof;

FIG. 5 is a front view thereof;

FIG. 6 is back view thereof;

FIG. 7 is a perspective view of the second embodiment of the laid back sponge;

FIG. 8 is a right-hand view thereof, the left-hand elevation view being a mirror image thereof;

FIG. 9 is a bottom view thereof;

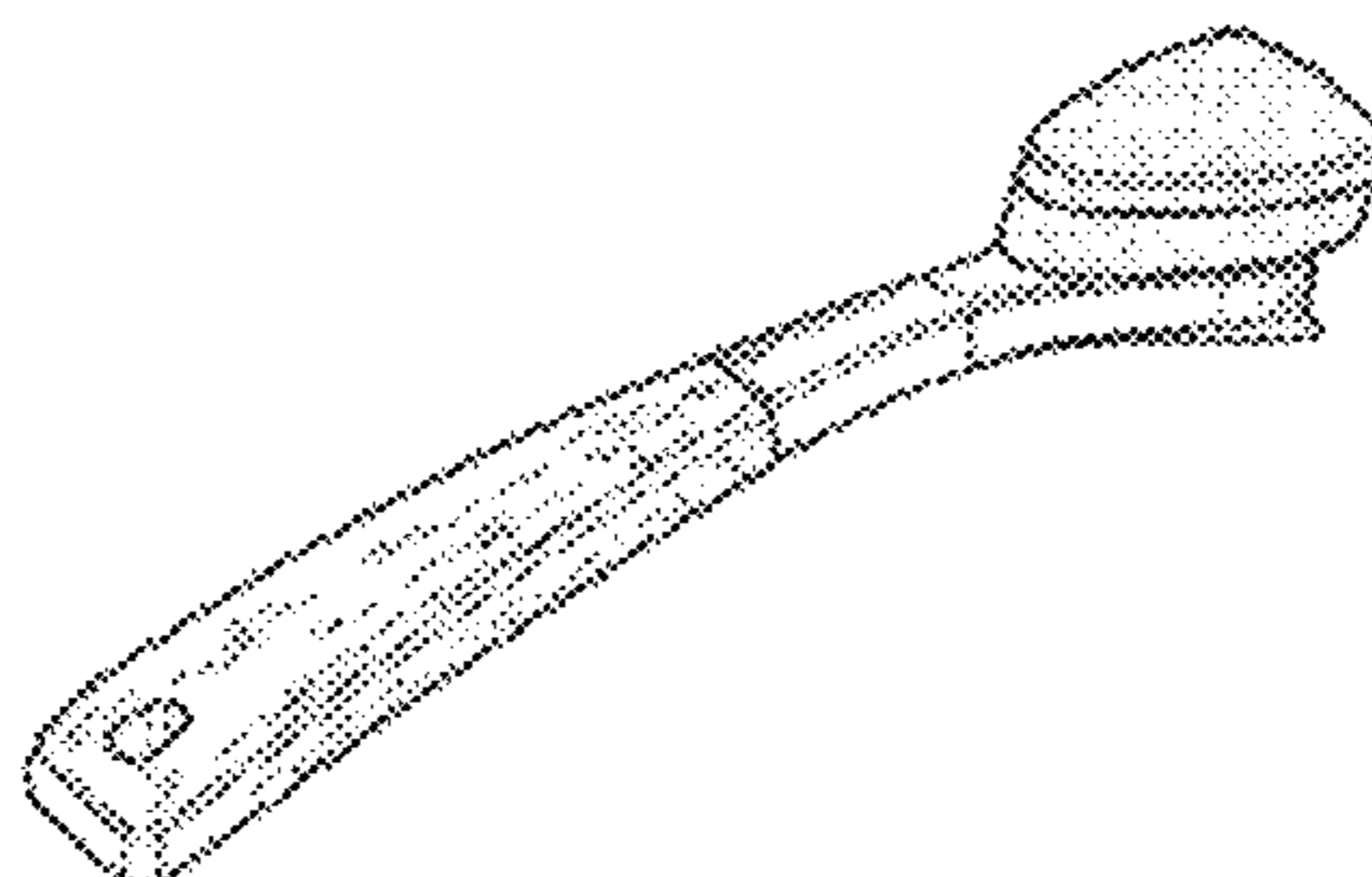
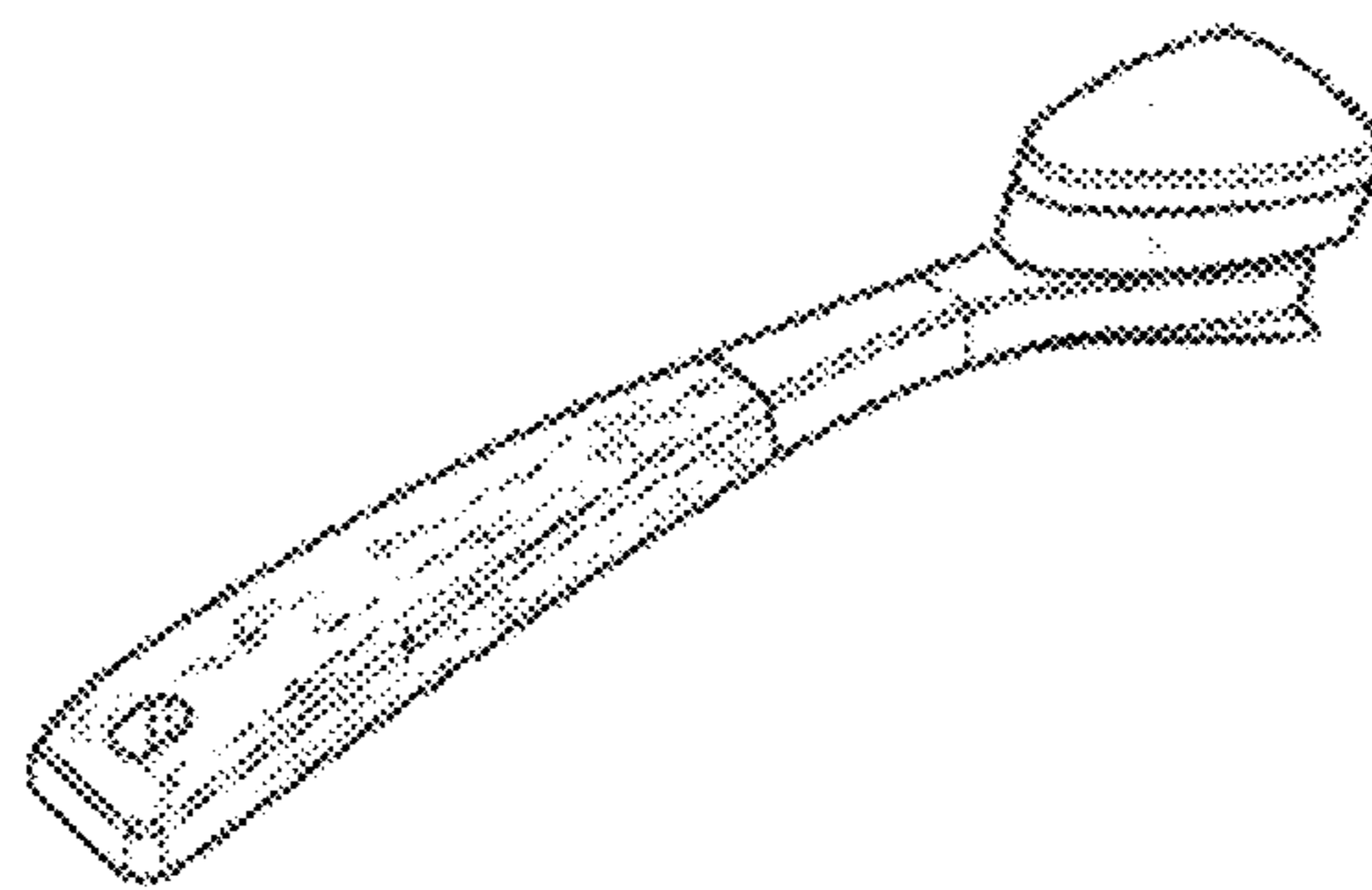
FIG. 10 is a top view thereof;

FIG. 11 is a front view thereof; and,

FIG. 12 is back view thereof.

FIG. 1-FIG. 6 are views of a first embodiment, and FIG. 7-FIG. 12 are views of a second embodiment of a laid back sponge showing our new design;

**1 Claim, 2 Drawing Sheets**



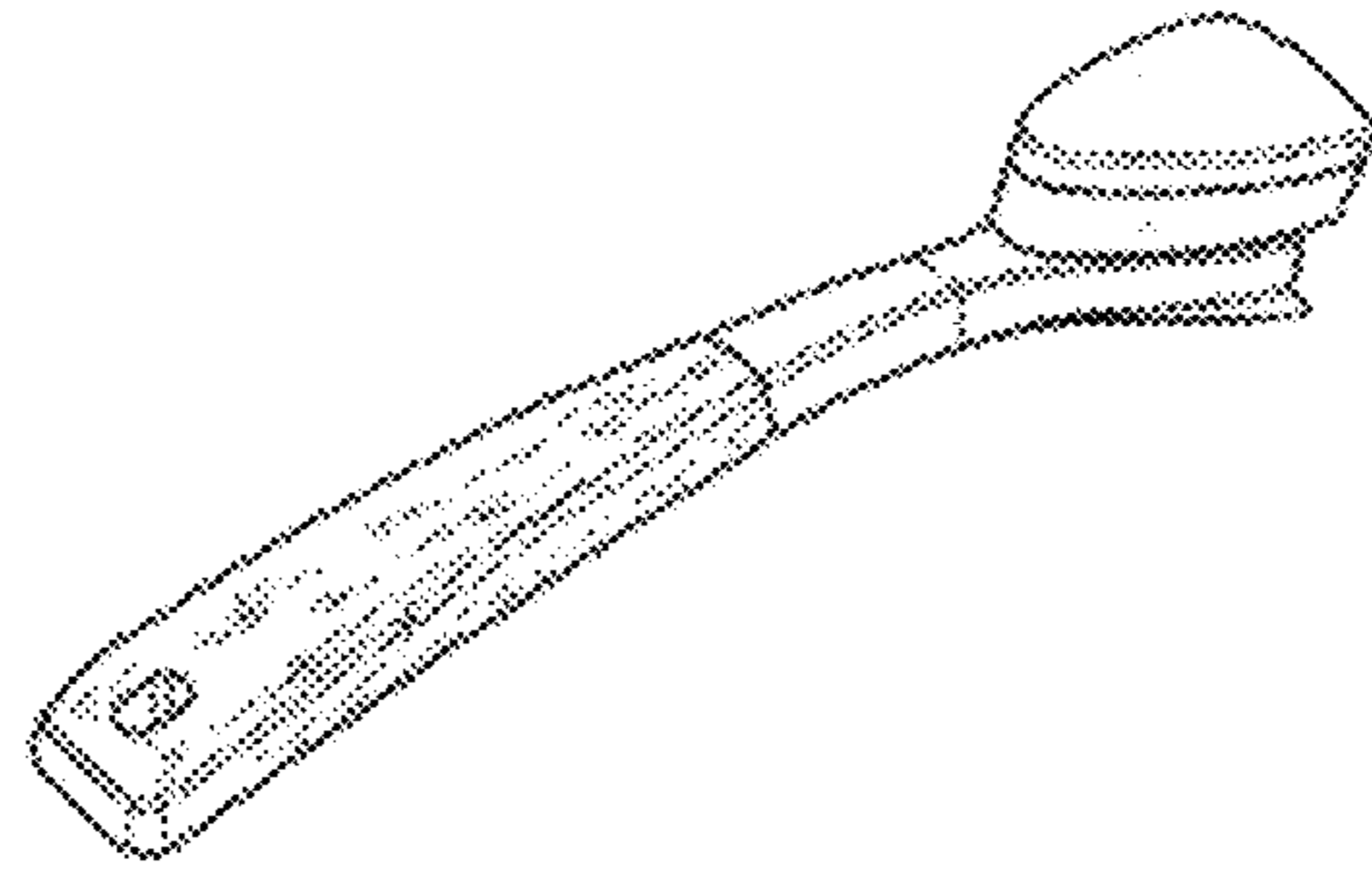


FIG. 1

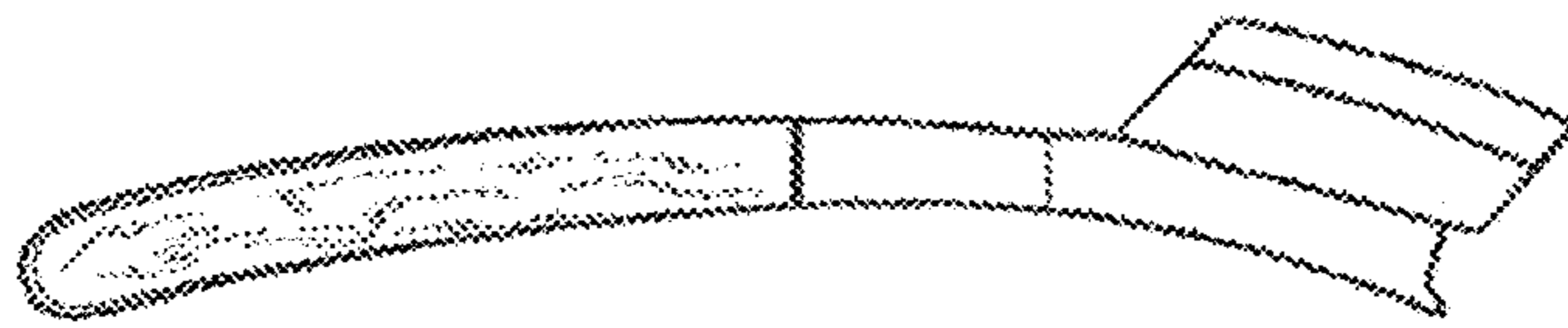


FIG. 2



FIG. 3



FIG. 4




FIG. 5




FIG. 6

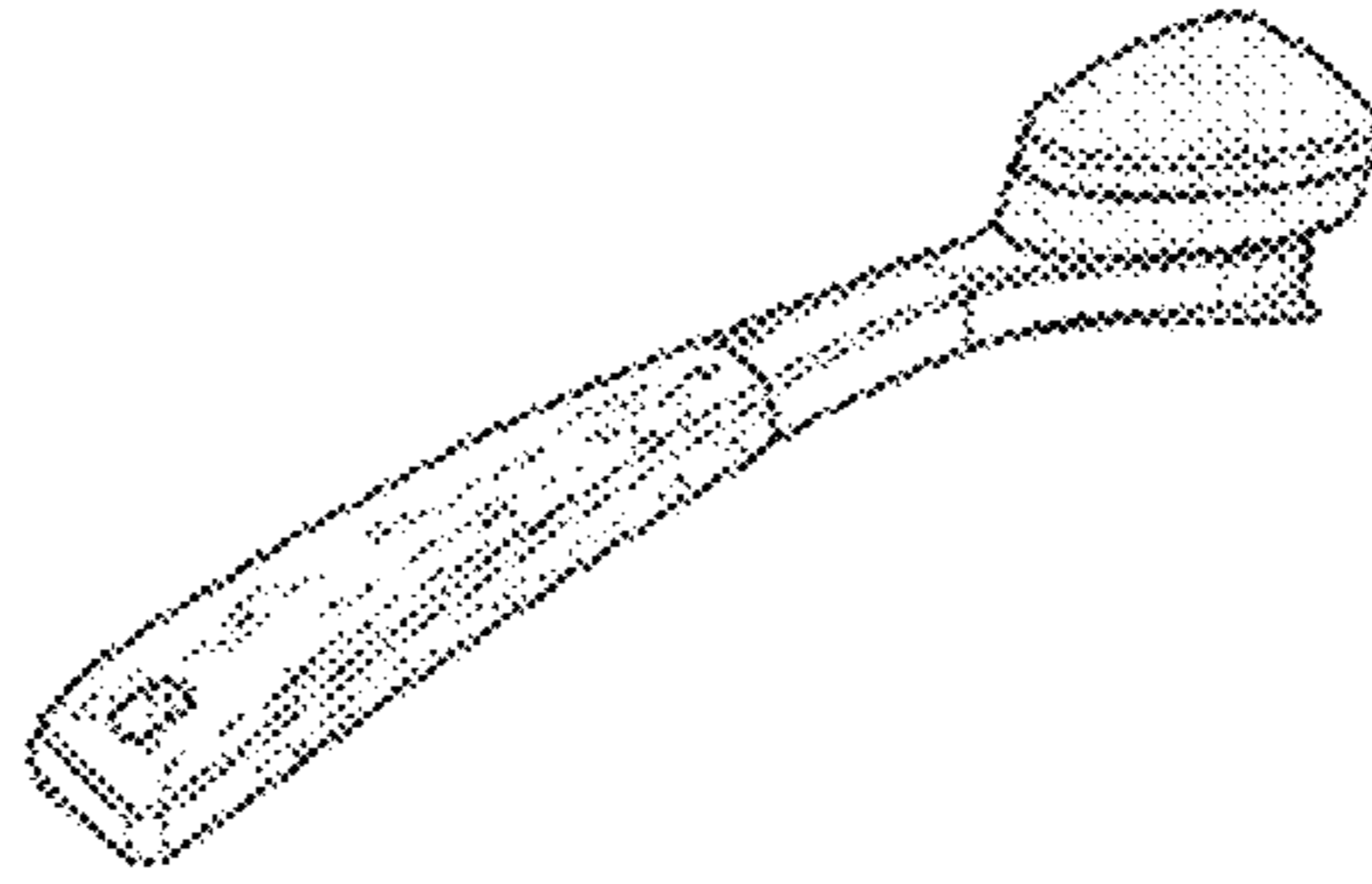


FIG. 7

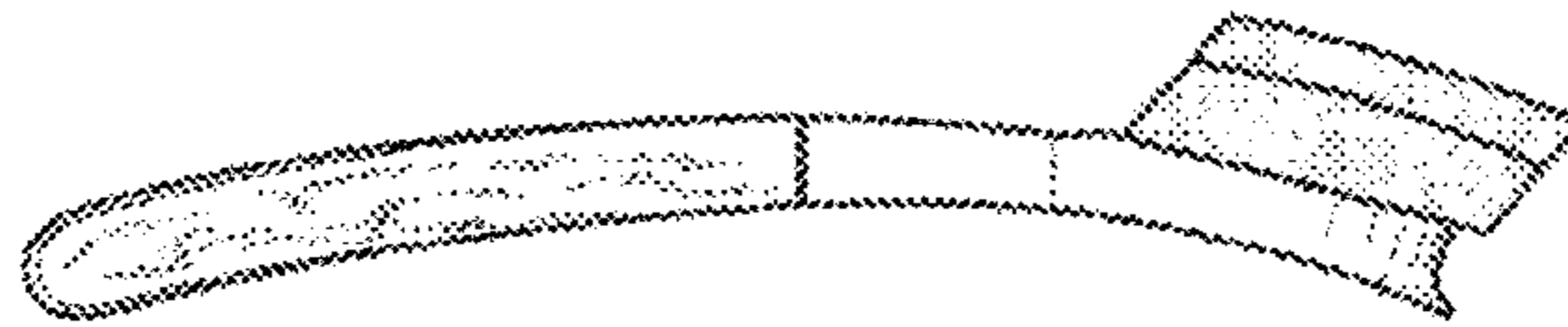


FIG. 8




FIG. 9



FIG. 10




FIG. 11




FIG. 12