



US00D737530S

(12) **United States Design Patent**  
**Rossi**

(10) **Patent No.:** **US D737,530 S**

(45) **Date of Patent:** **\*\* Aug. 25, 2015**

(54) **POOL SKIMMER OIL ABSORBER**

(71) Applicant: **Thomas R. Rossi**, Newport Beach, CA  
(US)

(72) Inventor: **Thomas R. Rossi**, Newport Beach, CA  
(US)

(\*\*) Term: **14 Years**

(21) Appl. No.: **29/506,549**

(22) Filed: **Oct. 16, 2014**

(51) **LOC (10) Cl.** ..... **08-99**

(52) **U.S. Cl.**  
USPC ..... **D32/35**

(58) **Field of Classification Search**  
USPC ..... D32/35, 40; D23/207-210, 261;  
210/167.19, 167.26, 499, 242.1, 242.2,  
210/242.4, 505, 510.1, 693, 924; 15/211,  
15/229.1, 244.1, 244.4, 229.11; D28/63;  
D12/168, 317; D34/27; D10/107

See application file for complete search history.

(56) **References Cited**

U.S. PATENT DOCUMENTS

4,332,854	A *	6/1982	Parker	428/377
4,340,486	A *	7/1982	Swanson	210/693
D282,302	S *	1/1986	Reynoso et al.	D32/32
D294,963	S *	3/1988	Alanis et al.	D23/209
D302,058	S *	7/1989	Brooks	D32/35
D308,192	S *	5/1990	Ellison	D12/168
D309,965	S *	8/1990	Brooks	D32/25
D322,309	S *	12/1991	King	D23/367
5,128,031	A *	7/1992	Midkiff	210/109
D330,444	S *	10/1992	Wall et al.	D32/35
D341,684	S *	11/1993	Wall et al.	D32/35

D359,019	S *	6/1995	Kimball	D12/168
5,536,397	A *	7/1996	D'Offay	210/167.19
D377,249	S *	1/1997	Granshaw	D32/35
D381,781	S *	7/1997	Clay	D32/35
5,676,839	A *	10/1997	Shippert	210/693
5,705,058	A *	1/1998	Fischer	210/237
D400,319	S *	10/1998	Hofheins et al.	D32/1
D412,198	S *	7/1999	Bonelli	D23/208
D425,276	S *	5/2000	George	D32/40
D425,461	S *	5/2000	Beyer-Olsen	D12/168
D451,978	S *	12/2001	Hood et al.	D23/208
D487,238	S *	3/2004	Beyer-Olsen	D12/168
7,510,651	B1 *	3/2009	Auger et al.	210/167.11
D694,851	S *	12/2013	Solakian	D23/209

\* cited by examiner

*Primary Examiner* — T. Chase Nelson

*Assistant Examiner* — Michelle E Wilson

(74) *Attorney, Agent, or Firm* — QuickPatents; Kevin Prince

(57) **CLAIM**

I claim the ornamental design for a pool skimmer oil absorber, as shown and described.

**DESCRIPTION**

FIG. 1 is a perspective view of a pool skimmer oil absorber, showing my new design;

FIG. 2 is a top plan view of FIG. 1;

FIG. 3 is a bottom plan view of FIG. 1;

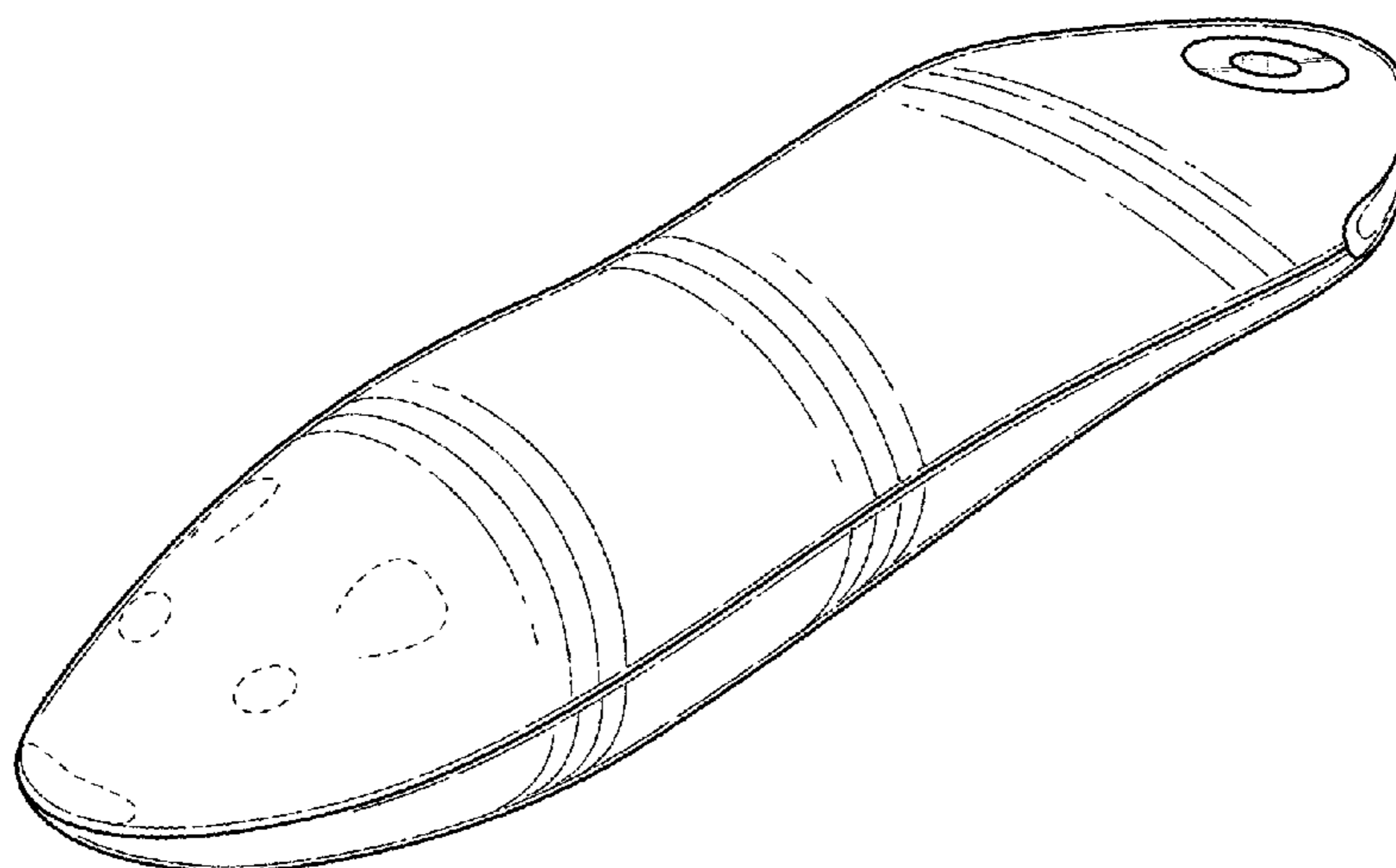
FIG. 4 is a right-side elevational view of FIG. 1, the left-side elevational view being a mirror image thereof;

FIG. 5 is a front elevational view of FIG. 1; and,

FIG. 6 is a rear elevational view of FIG. 1.

The broken lines showing a mouse face in the figures depict environmental matter and form no part of the claimed design.

**1 Claim, 3 Drawing Sheets**



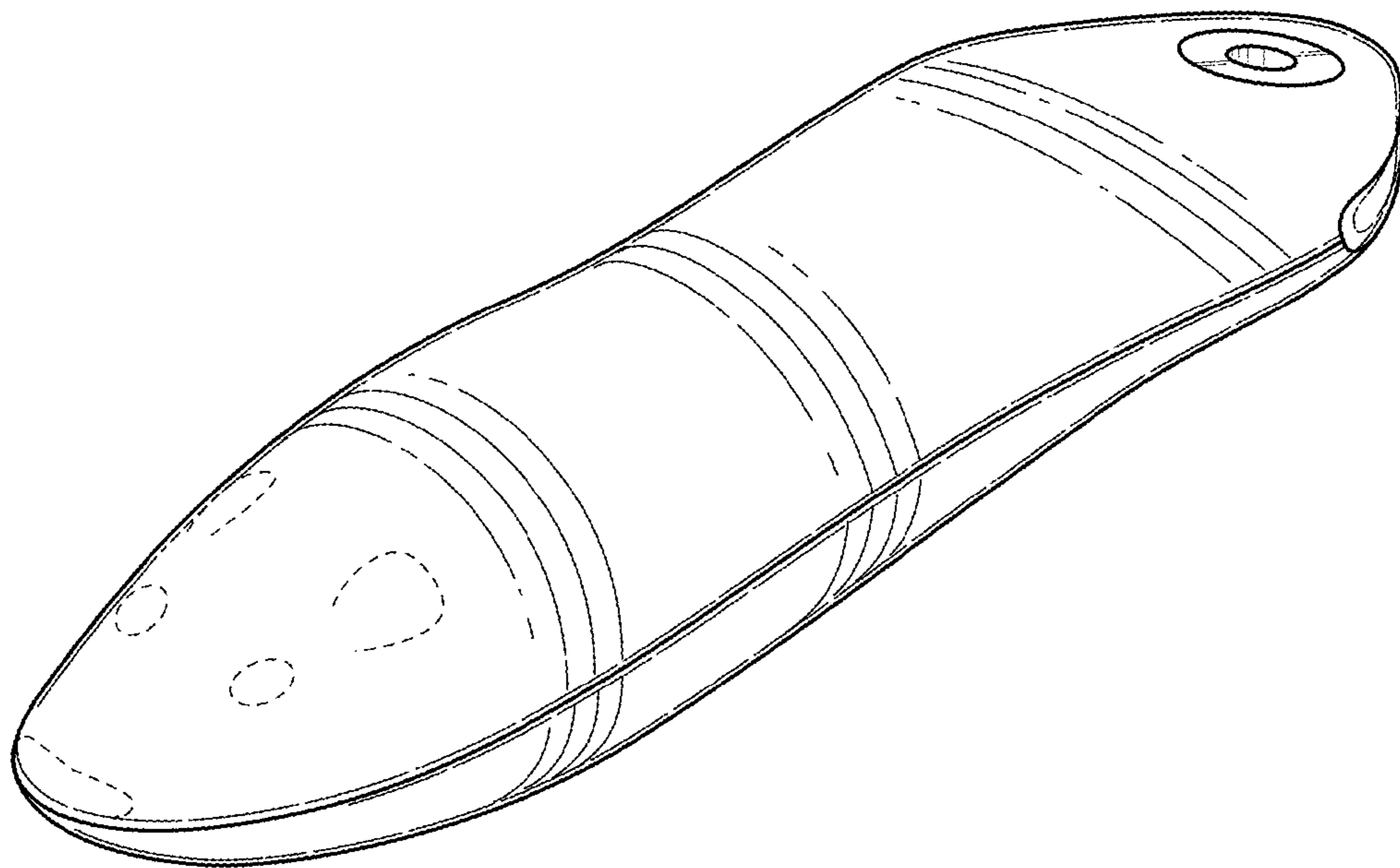


FIG. 1

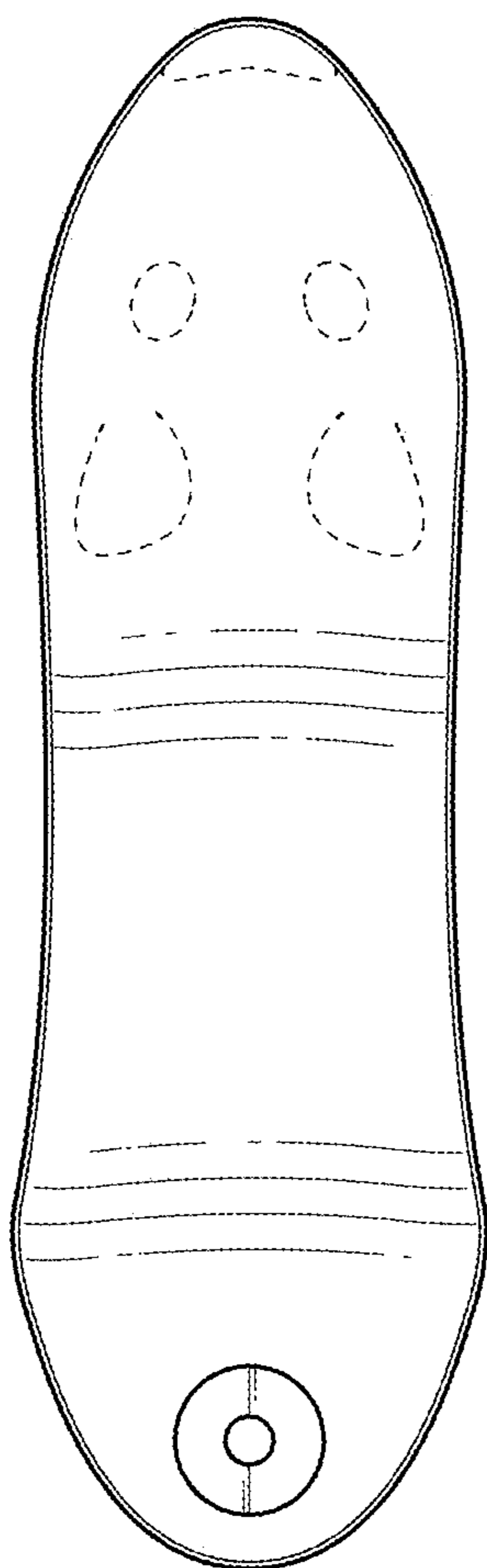


FIG. 2

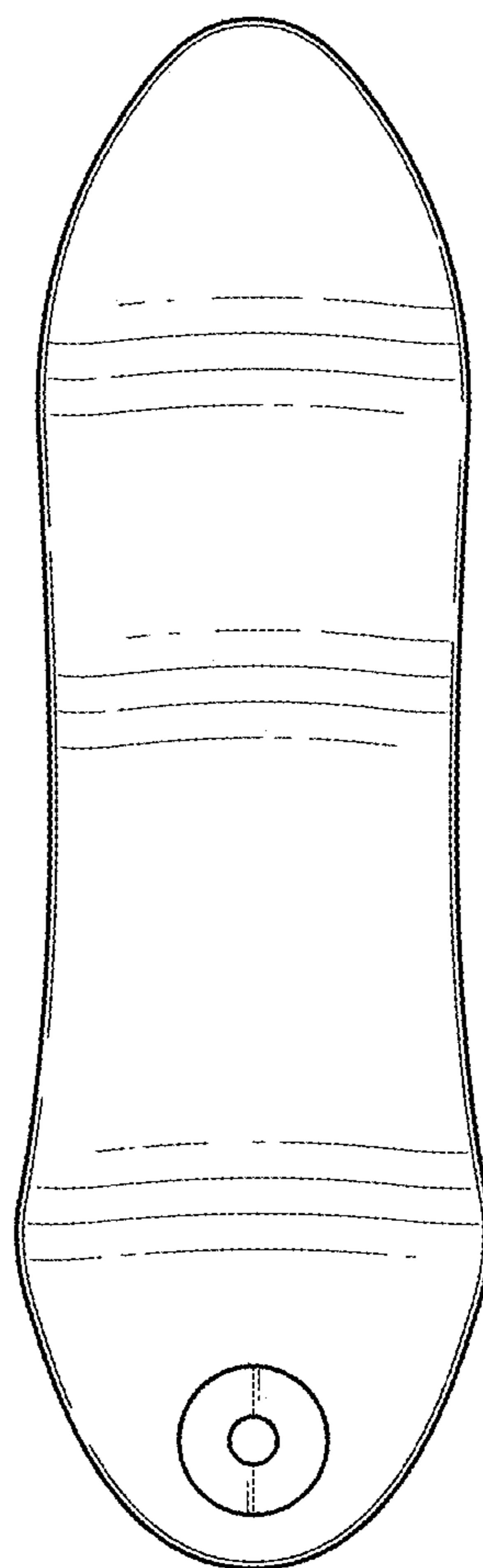


FIG. 3

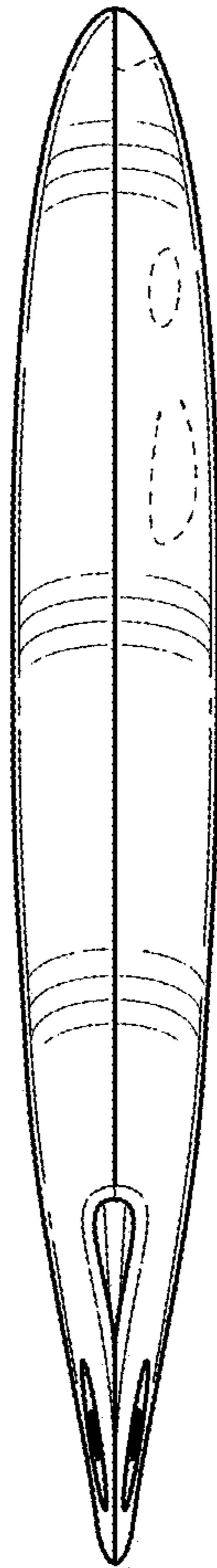


FIG. 4




FIG. 5

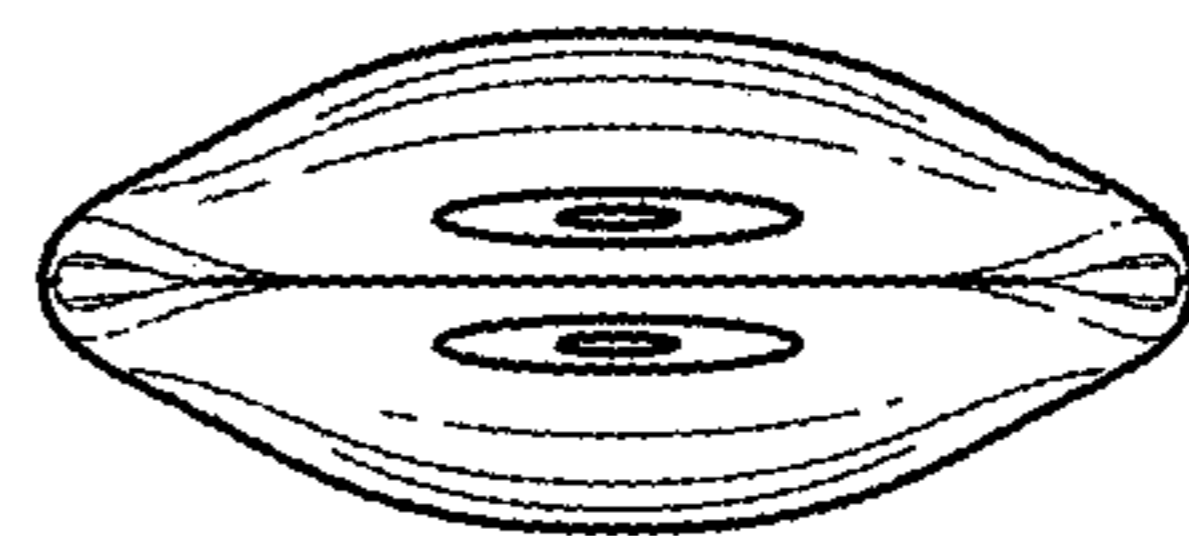


FIG. 6