



US00D737519S

(12) **United States Design Patent**
Yiu

(10) **Patent No.:** **US D737,519 S**
(45) **Date of Patent:** **** Aug. 25, 2015**

(54) **CARTRIDGE FOR COSMETIC DEVICE**

(71) Applicant: **Soft Lines International, Ltd.,**
Hung Hom, Kowloon (HK)

(72) Inventor: **Wai Wah Yiu, Kowloon (HK)**

(73) Assignee: **SOFT LINES INTERNATIONAL,**
LTD., Kowloon (HK)

(**) Term: **14 Years**

(21) Appl. No.: **29/488,301**

(22) Filed: **Apr. 17, 2014**

(51) **LOC (10) Cl.** **28-03**

(52) **U.S. Cl.**
USPC **D28/62; D28/59; D28/54**

(58) **Field of Classification Search**
USPC 132/73, 73.5-73.6, 75.3, 75.6, 75.8,
132/76.4-76.5; D28/56-59, 49-54, 62;
30/43.92, 34.1, 26; D24/146, 133;
606/131-134; 607/88
See application file for complete search history.

(56) **References Cited**

U.S. PATENT DOCUMENTS

1,482,837	A	2/1924	Buck
2,867,214	A	1/1959	Wilson
2,936,768	A	5/1960	Chamberlain
3,581,393	A	6/1971	Yager
D287,298	S	12/1986	Kibe et al.
4,935,184	A	6/1990	Sorensen
5,033,485	A	7/1991	Hauerwas et al.
5,281,233	A	1/1994	Dolev
5,377,699	A	1/1995	Varnum
5,383,273	A	1/1995	Muller et al.
D409,335	S	5/1999	Slater
5,976,157	A	11/1999	Yiu
6,123,713	A	9/2000	Yiu et al.
6,159,222	A	12/2000	Yiu
D443,627	S	6/2001	West

6,391,034	B1	5/2002	Adamson et al.	
6,436,106	B2	8/2002	Yiu	
6,471,712	B2	10/2002	Burres	
6,523,546	B2 *	2/2003	Jo et al.	132/75.8
6,551,262	B1	4/2003	Lechtman	
D487,661	S	3/2004	Signorati	
6,824,461	B1	11/2004	Dolev	
6,824,546	B1	11/2004	Yiu	
D499,842	S	12/2004	Yiu	
D509,626	S	9/2005	Yiu	
D543,660	S	5/2007	Cheung	
D556,380	S	11/2007	Long et al.	
7,347,211	B1 *	3/2008	Macklin	132/73.6
D581,596	S	11/2008	Sarway	
D598,165	S	8/2009	Platek	

(Continued)

OTHER PUBLICATIONS

U.S. Appl. No. 29/433,639, filed Oct. 2, 2012, Forstar Limited.

(Continued)

Primary Examiner — Jennifer Rivard

(74) *Attorney, Agent, or Firm* — Foley & Lardner LLP

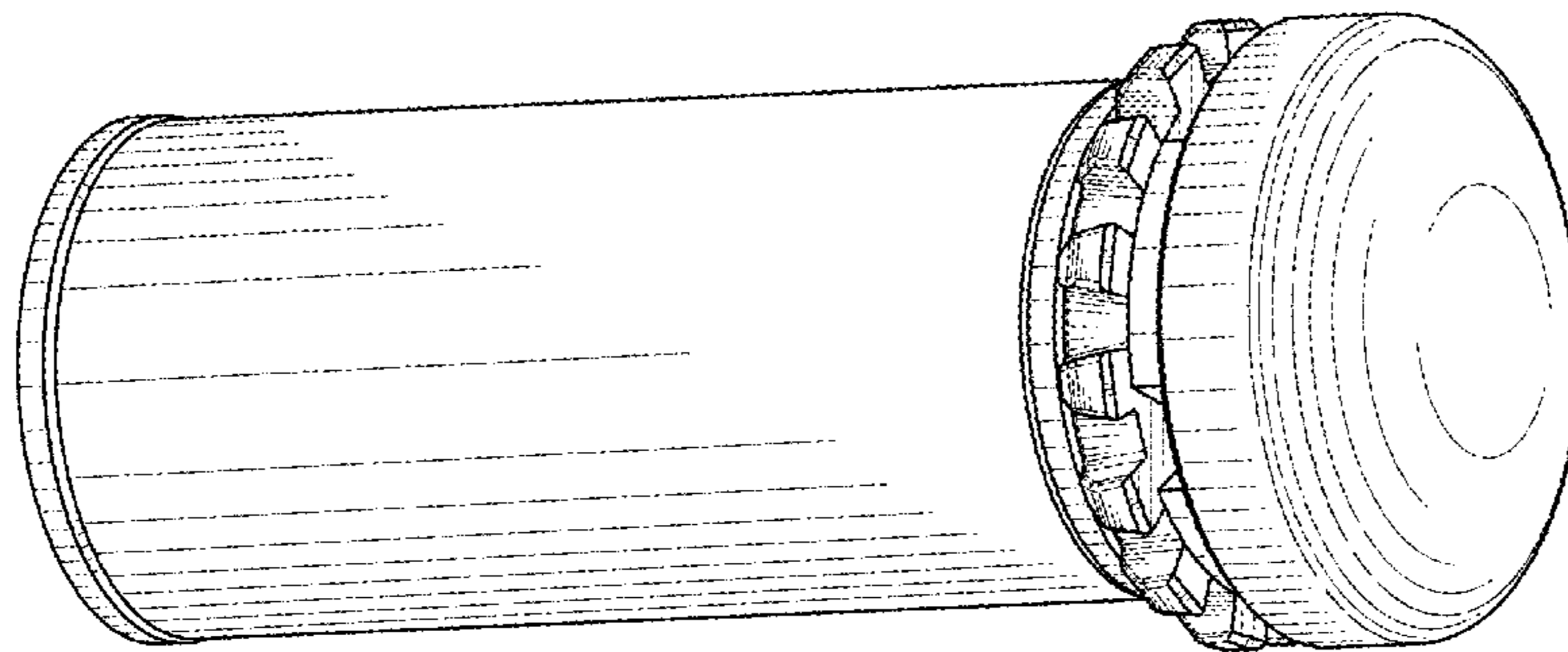
(57) **CLAIM**

I claim the ornamental design for a cartridge for cosmetic device, as shown and described.

DESCRIPTION

FIG. 1 is a top perspective view of the claimed design;
FIG. 2 is a bottom perspective view thereof;
FIG. 3 is a top plan view thereof;
FIG. 4 is a bottom plan view thereof;
FIG. 5 is a front elevation view thereof;
FIG. 6 is a rear elevation view thereof;
FIG. 7 is a left elevation view thereof; and,
FIG. 8 is a right elevation view thereof.
The ornamental design which is claimed is shown in solid lines in the drawings. The broken lines illustrate portions of the article that form no part of the claimed design.

1 Claim, 5 Drawing Sheets



(56)

References Cited

U.S. PATENT DOCUMENTS

7,581,545 B1 * 9/2009 Moldawski et al. 132/76.4
 7,597,696 B2 10/2009 Poran
 D611,198 S 3/2010 Platek
 D626,693 S 11/2010 Harbeke
 D628,744 S 12/2010 Goetschi
 D638,166 S 5/2011 Martinez De San Vicente
 D645,204 S 9/2011 Platek
 D676,200 S 2/2013 Yiu
 D678,614 S 3/2013 Yiu
 D681,277 S 4/2013 Yiu
 D686,370 S 7/2013 Yiu
 D692,181 S 10/2013 Yiu
 8,545,516 B1 * 10/2013 Winnett et al. 606/131
 D701,648 S 3/2014 Yiu
 D706,487 S 6/2014 Yiu
 D706,986 S 6/2014 Yiu
 D709,650 S 7/2014 Yiu
 2002/0050278 A1 * 5/2002 Jo et al. 132/73.6
 2005/0187563 A1 8/2005 Yiu
 2006/0218793 A1 10/2006 Zucker
 2006/0260629 A1 11/2006 Chern
 2008/0187563 A1 8/2008 Levy
 2009/0004953 A1 * 1/2009 Kinsey 451/163

2009/0182349 A1 7/2009 Poran
 2009/0301507 A1 12/2009 Tes et al.
 2012/0226289 A1 9/2012 Yiu
 2013/0081645 A1 * 4/2013 Caviness 132/75.8

OTHER PUBLICATIONS

U.S. Appl. No. 29/435,131, filed Oct. 19, 2012, Soft Lines International, Inc.
 U.S. Appl. No. 29/456,966, filed Jun. 5, 2013, Soft Lines International, Ltd.
 U.S. Appl. No. 29/459,570, filed Jul. 1, 2013, Soft Lines International, Ltd.
 U.S. Appl. No. 29/468,166, filed Sep. 26, 2013, Soft Lines International, Ltd.
 U.S. Appl. No. 29/488,296, filed Apr. 17, 2014, Soft Lines International, Ltd.
 U.S. Appl. No. 29/502,870, filed Sep. 19, 2014, Soft Lines International, Ltd.
 U.S. Appl. No. 29/501,546, filed Sep. 5, 2014, Soft Lines International, Ltd.
 U.S. Appl. No. 29/497,602, filed Jul. 25, 2014, Soft Lines International, Ltd.

* cited by examiner

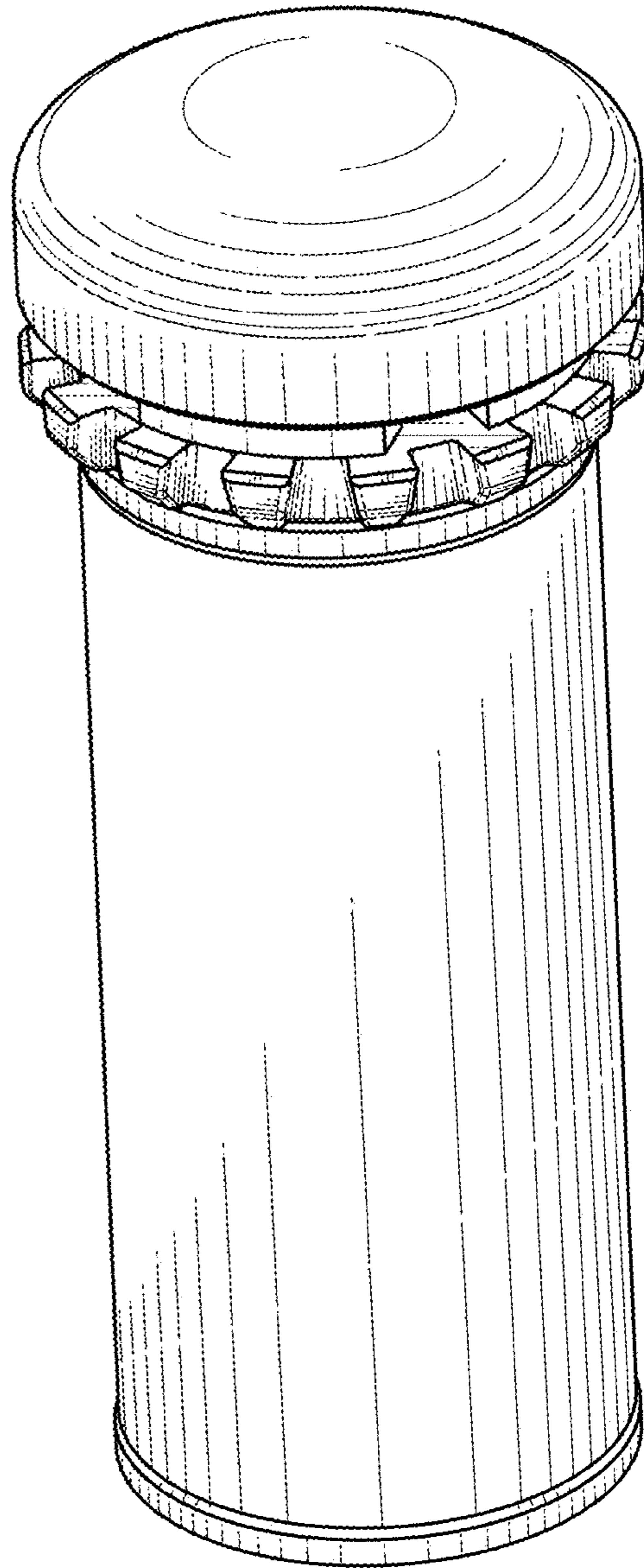


FIG. 1




FIG. 2

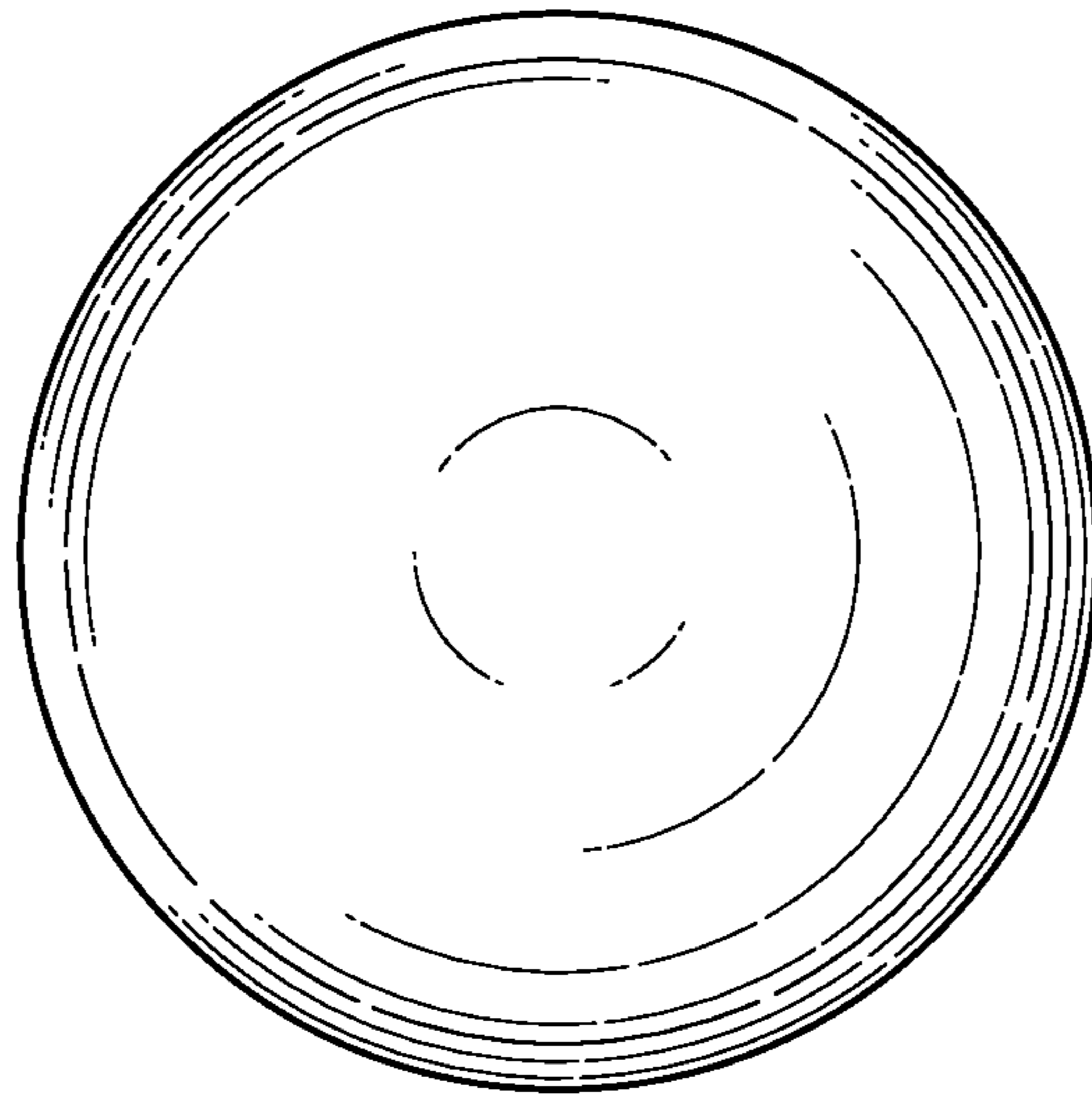


FIG. 3

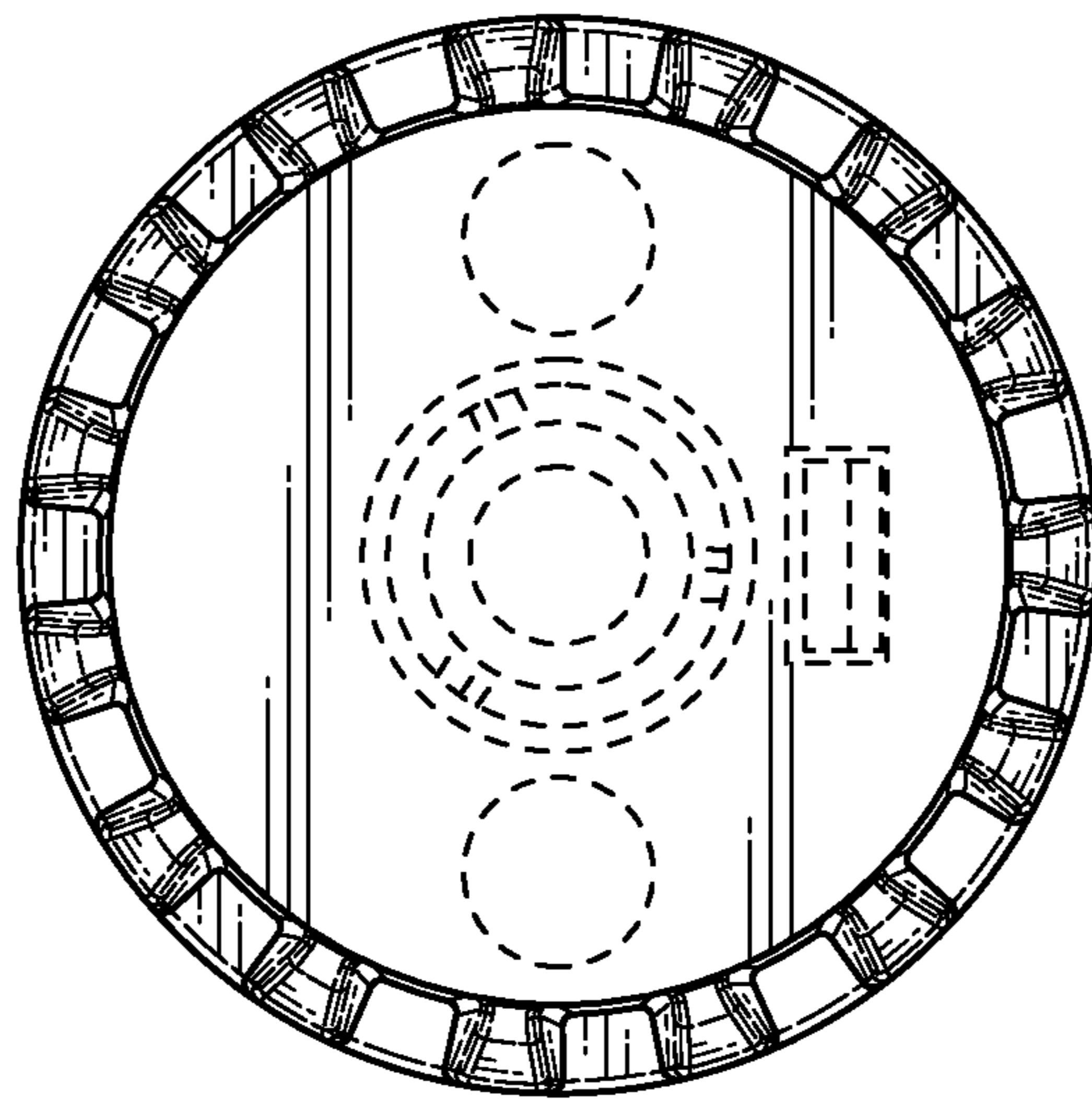


FIG. 4

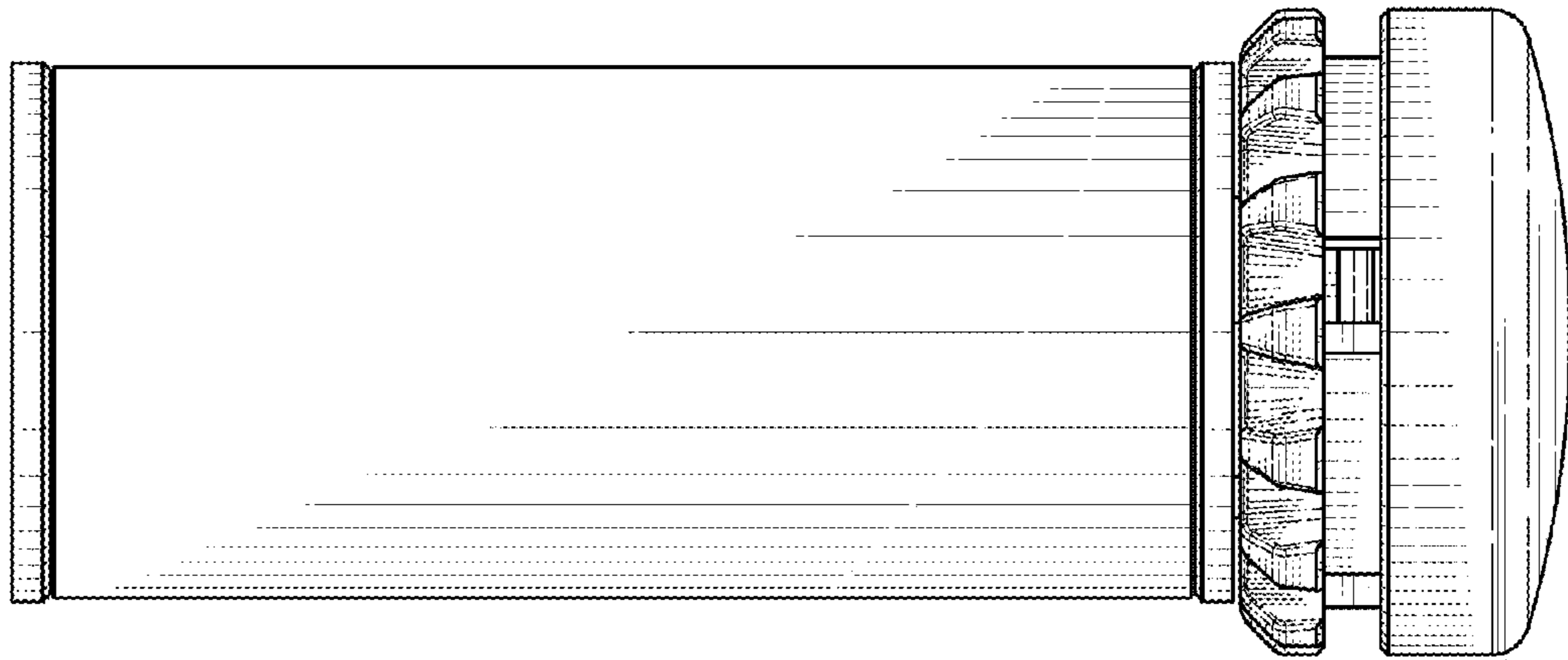


FIG. 5

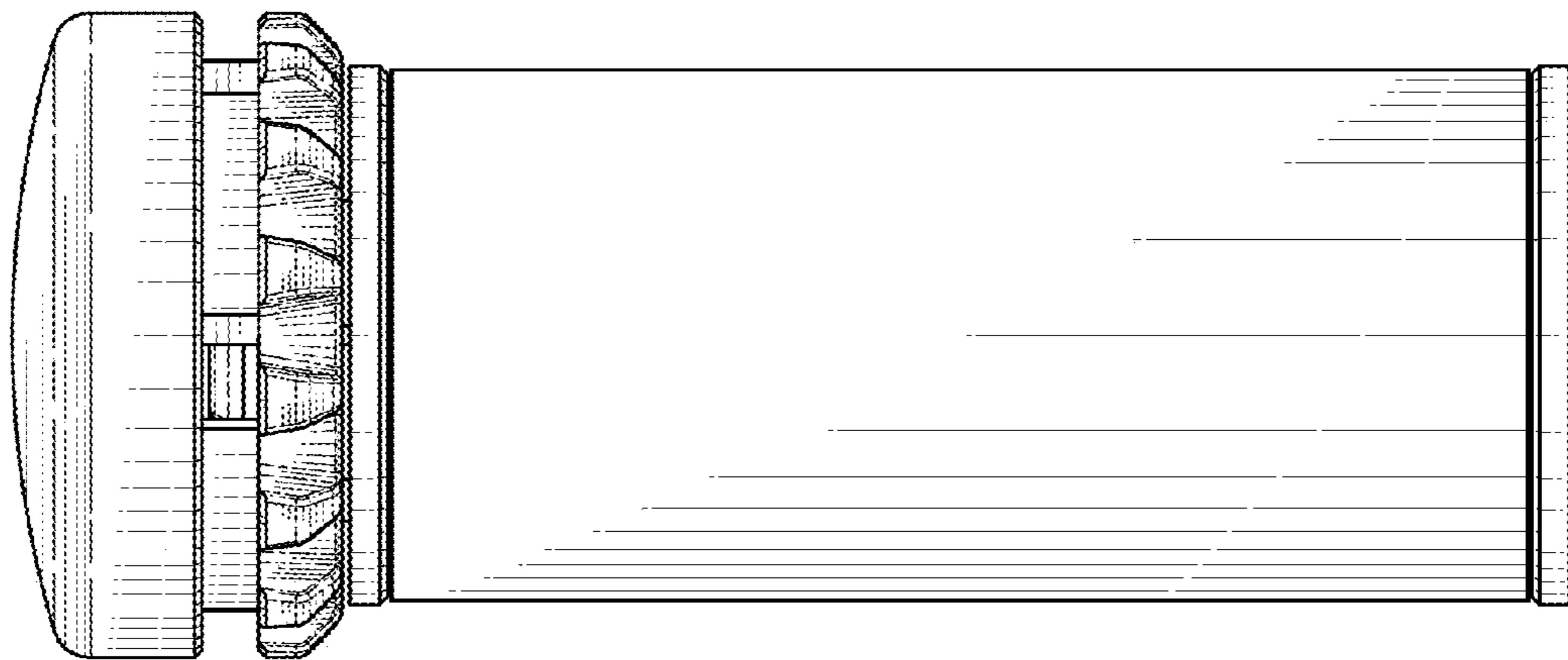


FIG. 6

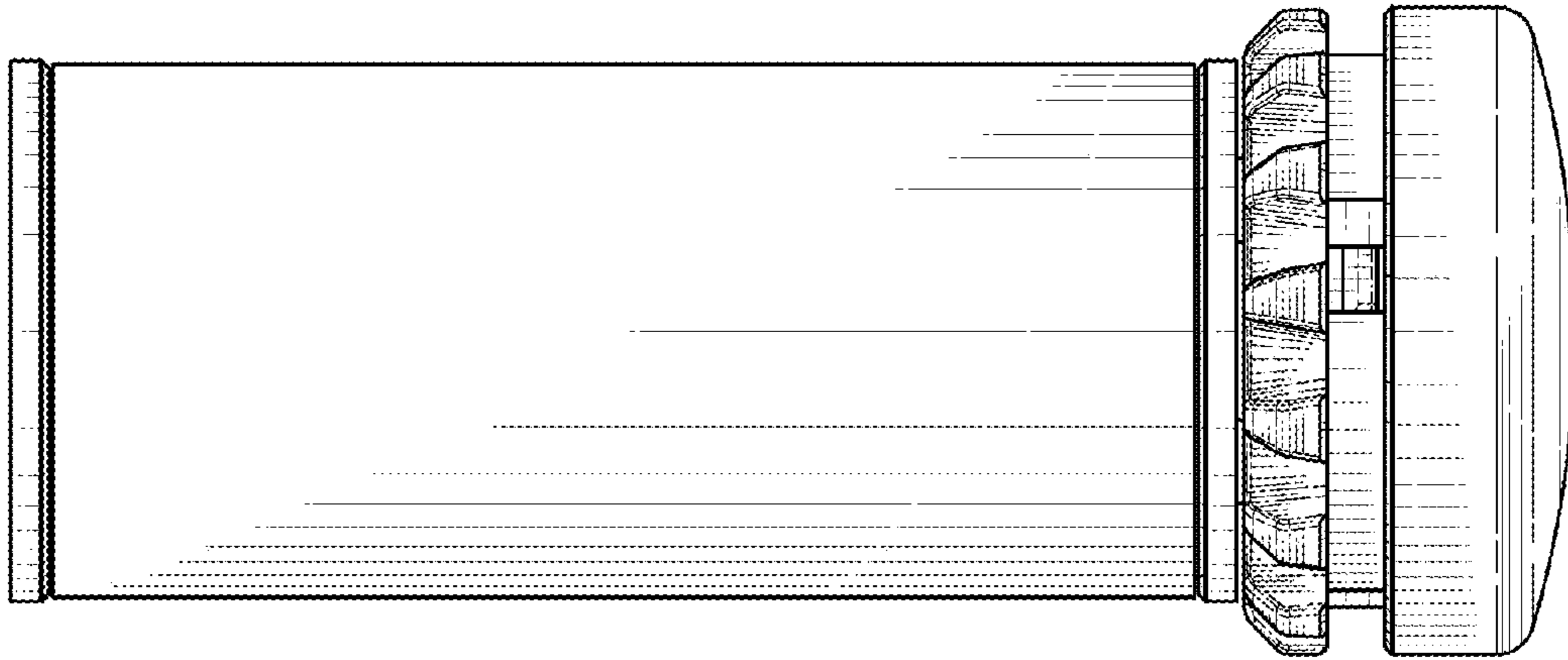


FIG. 7

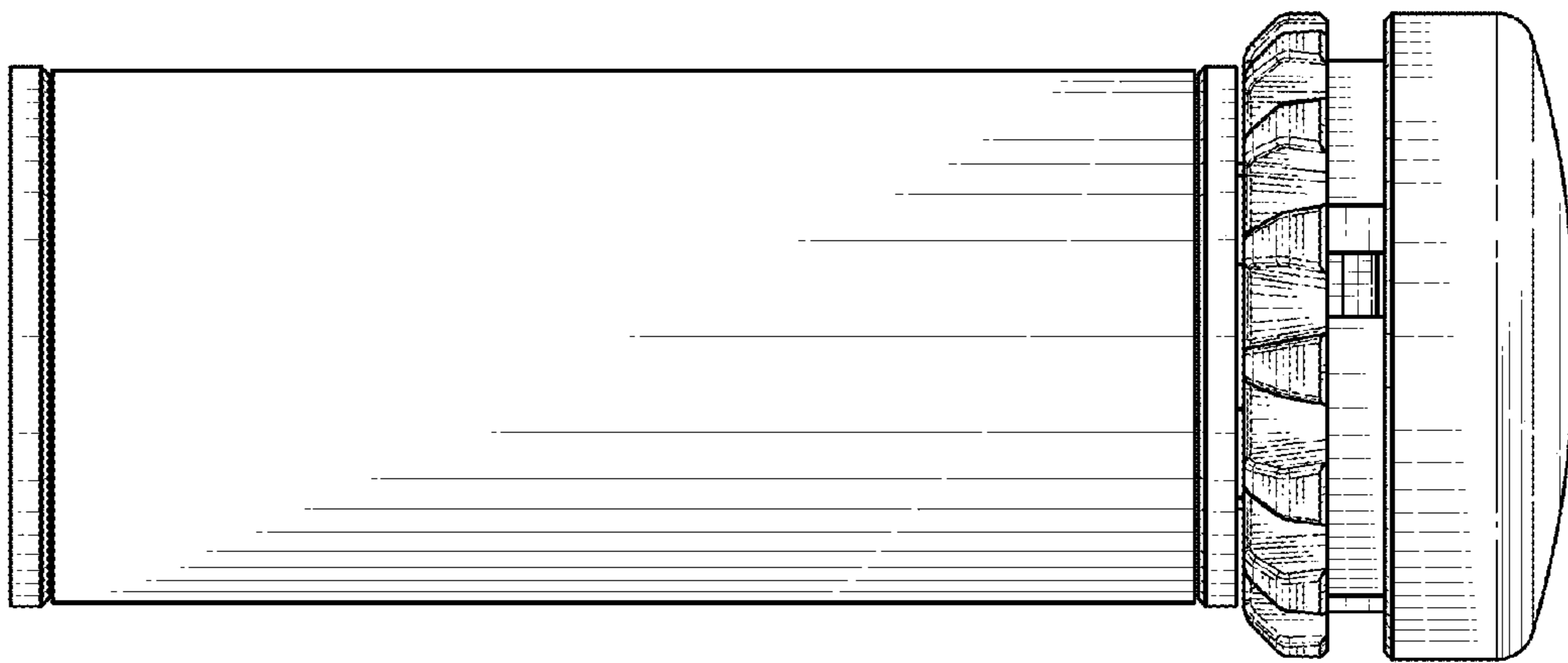


FIG. 8