

US00D737516S

(12) **United States Design Patent**
Roland et al.

(10) **Patent No.:** **US D737,516 S**
(45) **Date of Patent:** **** Aug. 25, 2015**

(54) **SHAVER**

(71) Applicant: **Spectrum Brands, Inc.**, Middleton, WI (US)

(72) Inventors: **David H. Roland**, Middleton, WI (US); **Andrew Edward Morrison**, Boca Raton, FL (US); **Andres Felipe Moline**, Miami Beach, FL (US); **Anderson Rafael Martinez**, Miami, FL (US); **Daniel Teteak**, Madison, WI (US); **Patrick Maguire**, Mt. Horeb, WI (US)

(73) Assignee: **Spectrum Brands, Inc.**, Middleton, WI (US)

(**) Term: **14 Years**

(21) Appl. No.: **29/478,235**

(22) Filed: **Jan. 2, 2014**

(51) **LOC (10) Cl.** **28-03**

(52) **U.S. Cl.**
USPC **D28/50**

(58) **Field of Classification Search**
USPC D28/44–54
CPC B26B 19/00; B26B 19/14; B26B 19/143; B26B 19/145; B26B 19/146; B26B 19/38; B26B 19/3853; B26B 19/386; B26B 19/3866; B26B 19/3886
See application file for complete search history.

(56) **References Cited**

U.S. PATENT DOCUMENTS

D109,384 S *	4/1938	Aronson	D28/50
D383,566 S	9/1997	Bone		
D389,273 S	1/1998	Bone		
D389,275 S	1/1998	Bone		
D389,276 S	1/1998	Bone		
D412,599 S	8/1999	De Visser		

D424,746 S	5/2000	Lee		
D436,228 S	1/2001	Sulik et al.		
D469,219 S	1/2003	McLachlan		
6,502,309 B2	1/2003	De Vries et al.		
D502,784 S	3/2005	Micinilio et al.		
D512,182 S	11/2005	Voegel et al.		
D513,342 S	12/2005	Sulik et al.		
D520,681 S	5/2006	Beedham		
D520,682 S	5/2006	Butcher		
D542,473 S	5/2007	McLachlan		
D549,391 S	8/2007	Kawafune		
D549,873 S *	8/2007	Prat-Pfister	D28/50
D550,901 S	9/2007	Massee		
D563,599 S *	3/2008	Prat-Pfister	D28/50
7,472,483 B2	1/2009	Beugels		
D593,252 S	5/2009	Masuda		
D601,301 S *	9/2009	Bao	D28/50
D619,766 S	7/2010	Nitz et al.		

(Continued)

FOREIGN PATENT DOCUMENTS

EM	000029095-0001	5/2003
EM	000029095-0002	5/2003

(Continued)

Primary Examiner — Catherine Tuttle

(74) *Attorney, Agent, or Firm* — Banner & Witcoff, Ltd.

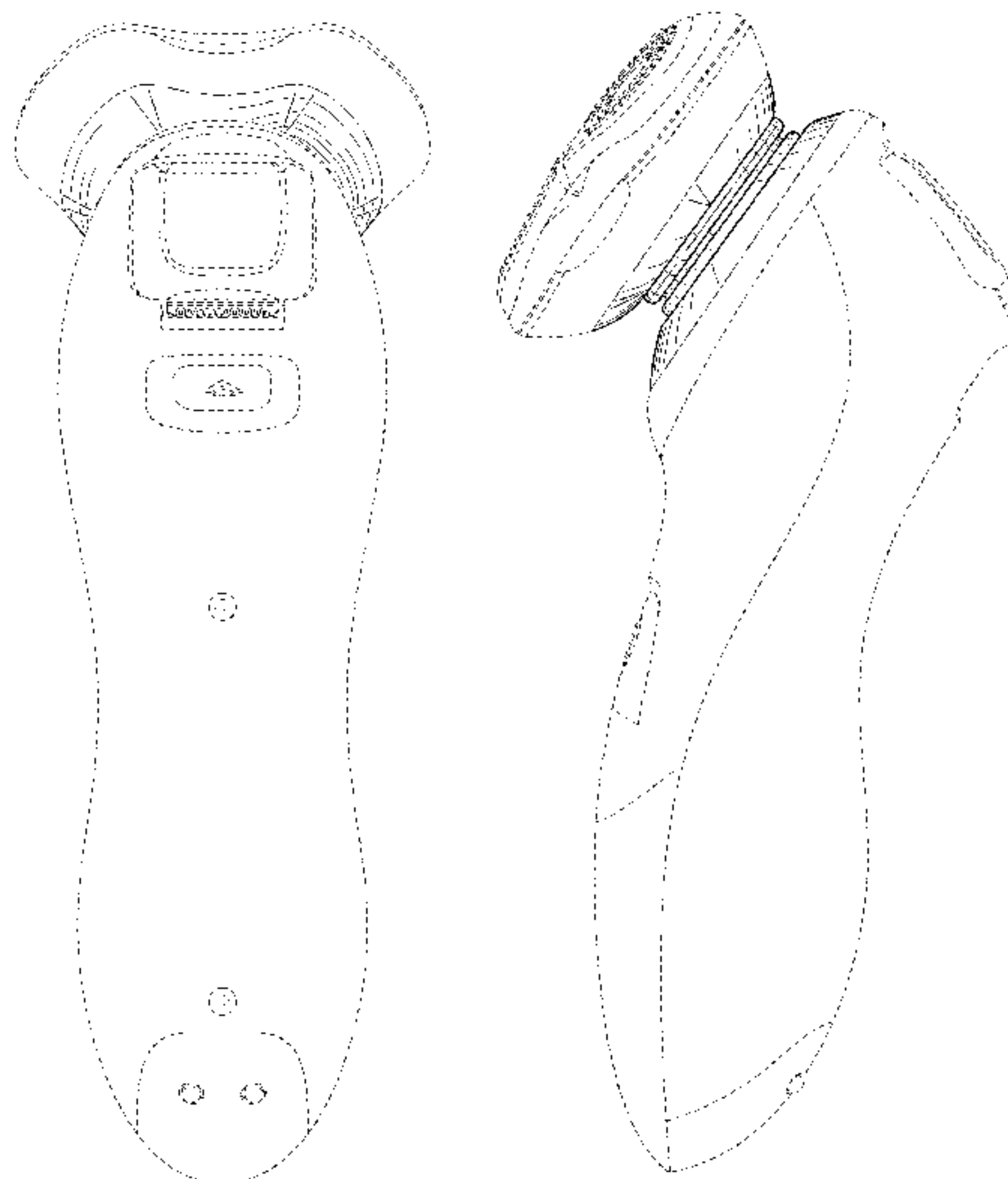
(57) **CLAIM**

The ornamental design for a shaver, as shown and described.

DESCRIPTION

FIG. 1 is a front perspective view of a shaver showing our new design;
FIG. 2 is a front view thereof;
FIG. 3 is a rear view thereof;
FIG. 4 is a right side view thereof;
FIG. 5 is a left side view thereof; and,
FIG. 6 is a top view thereof.
The broken lines are included for the purpose of illustrating portions of the shaver that form no part of the claimed design.

1 Claim, 6 Drawing Sheets



(56)

References Cited

FOREIGN PATENT DOCUMENTS

U.S. PATENT DOCUMENTS

D620,198	S	7/2010	Nitz et al.	
D620,641	S *	7/2010	Nitz et al.	D28/50
D620,642	S	7/2010	Nitz et al.	
D651,746	S *	1/2012	Prat-Pfister	D28/50
D654,223	S *	2/2012	Aulwes et al.	D28/50
D663,897	S *	7/2012	Aulwes et al.	D28/54
8,307,740	B2	11/2012	Minkes et al.	
8,393,082	B2 *	3/2013	Shimizu	30/43.6
D695,962	S *	12/2013	Prat-Pfister et al.	D28/50
2004/0205969	A1	10/2004	Haites et al.	
2011/0173815	A1	7/2011	Koike	
2011/0308088	A1 *	12/2011	Brada et al.	30/43.6
2012/0227266	A1 *	9/2012	Meijer et al.	30/41.6
2014/0196292	A1 *	7/2014	Schmitt	30/41.6

EM	000210604-0001	7/2004
EM	000252861-0001	11/2004
EM	000252903-0001	11/2004
EM	000255435-0001	11/2004
EM	000255633-0001	11/2004
EM	000034541-0001	5/2008
EM	000034541-0002	5/2008
EM	000935788-0001	5/2008
EM	000233572-0001	10/2009
EM	000278122-0001	1/2010
EM	000477500-0001	2/2011
EM	000482062-0001	2/2011
EM	000808225-0017	10/2012

* cited by examiner

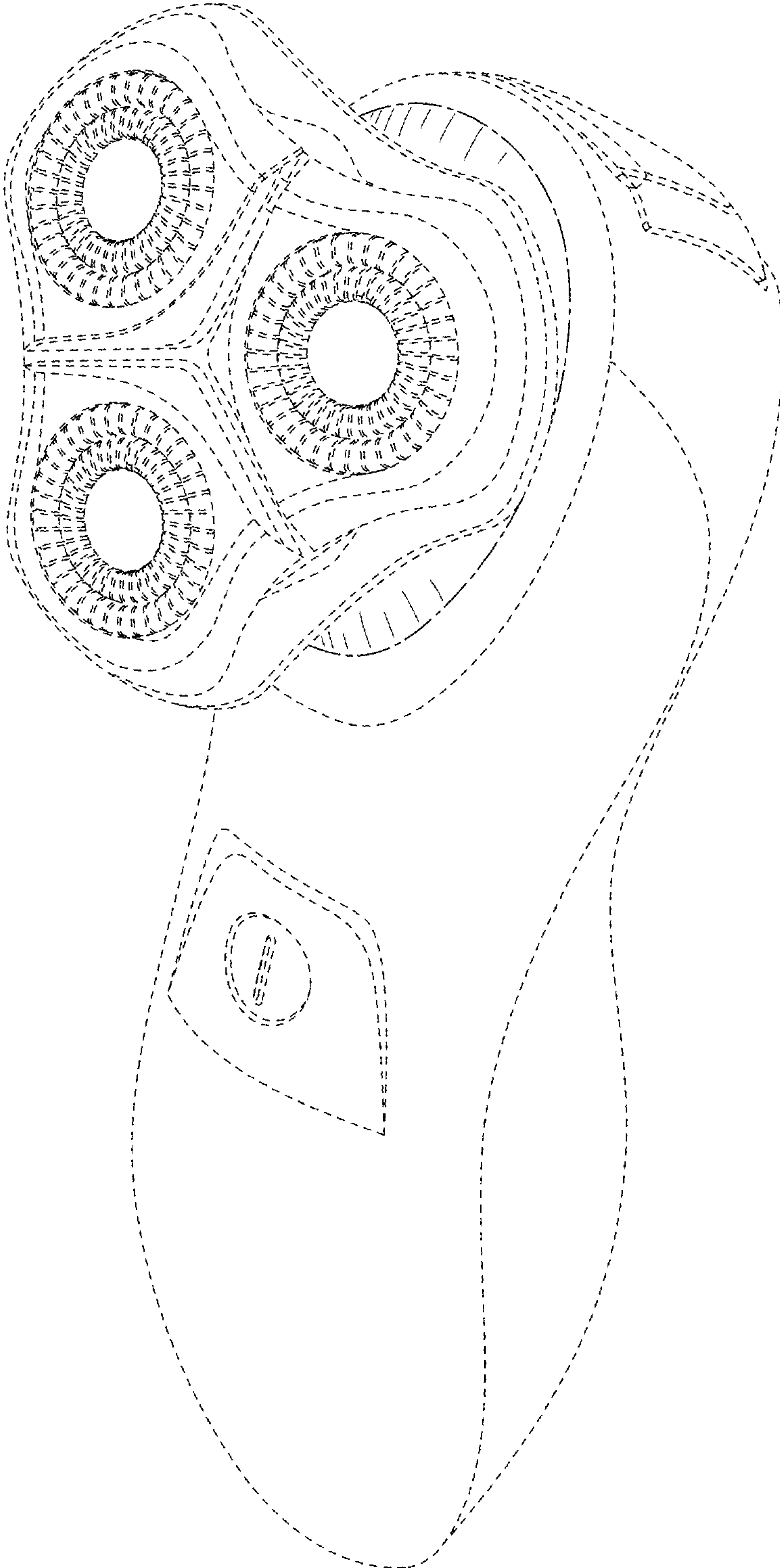


FIG. 1

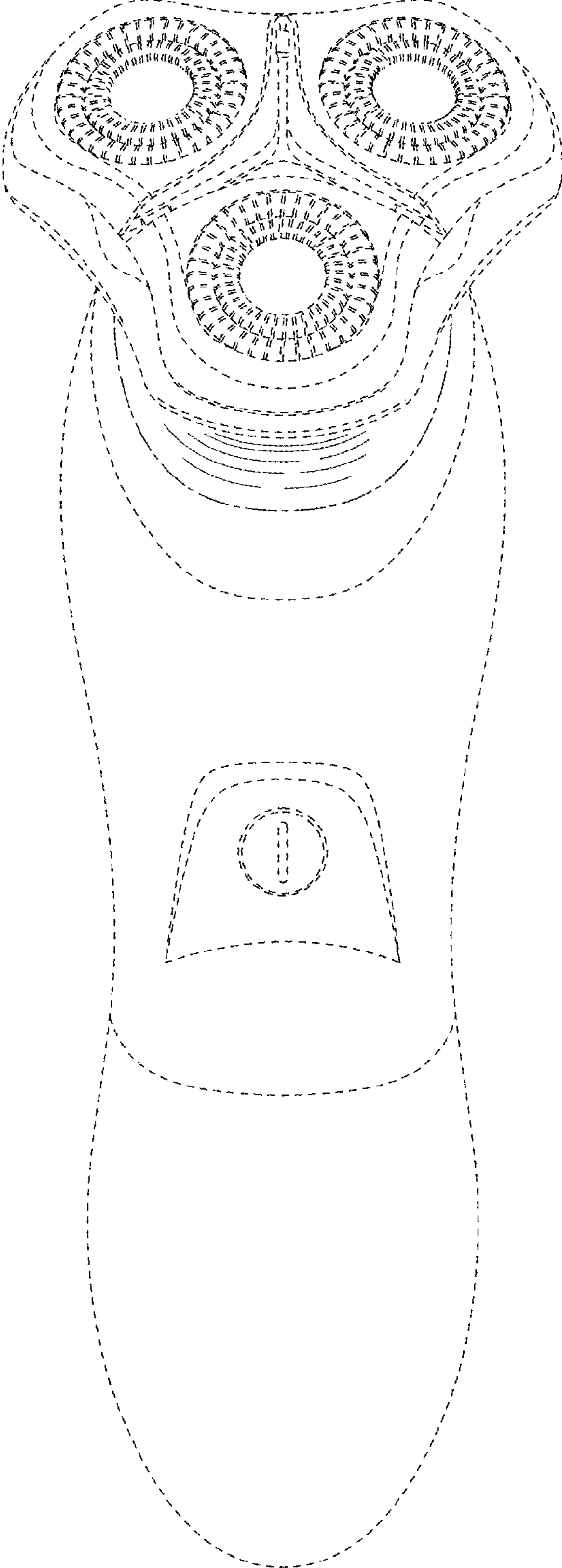


FIG. 2

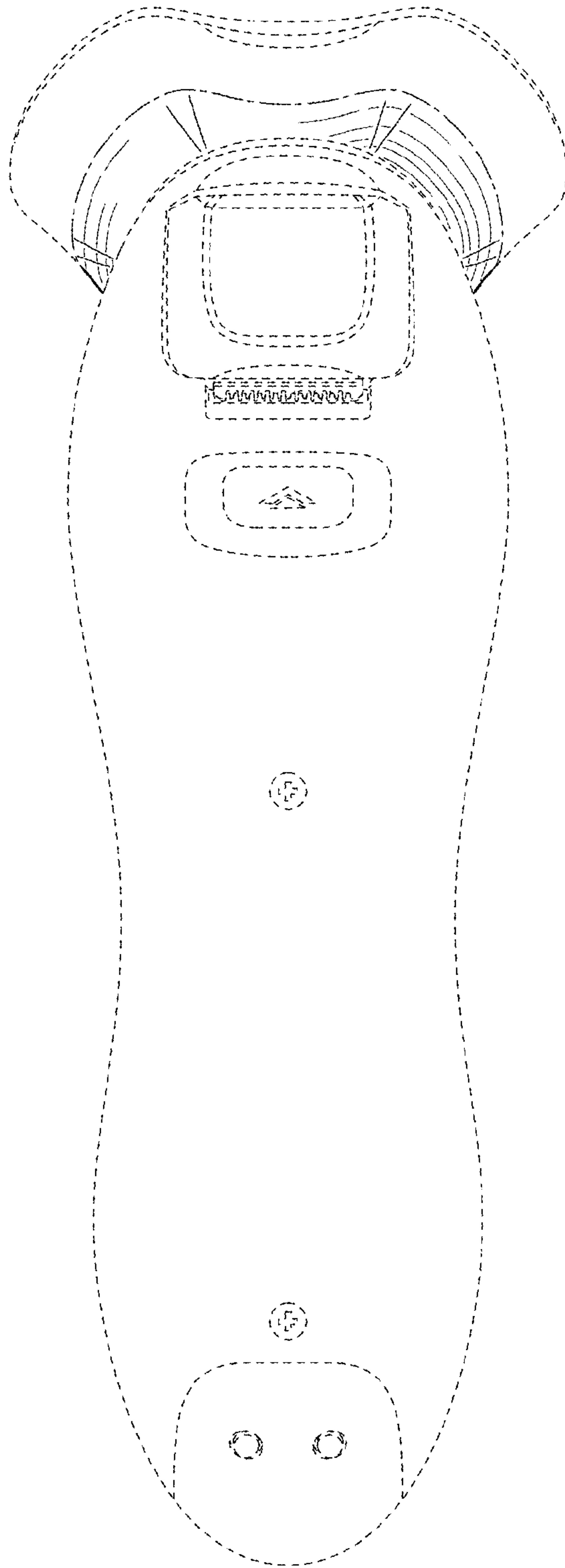


FIG. 3

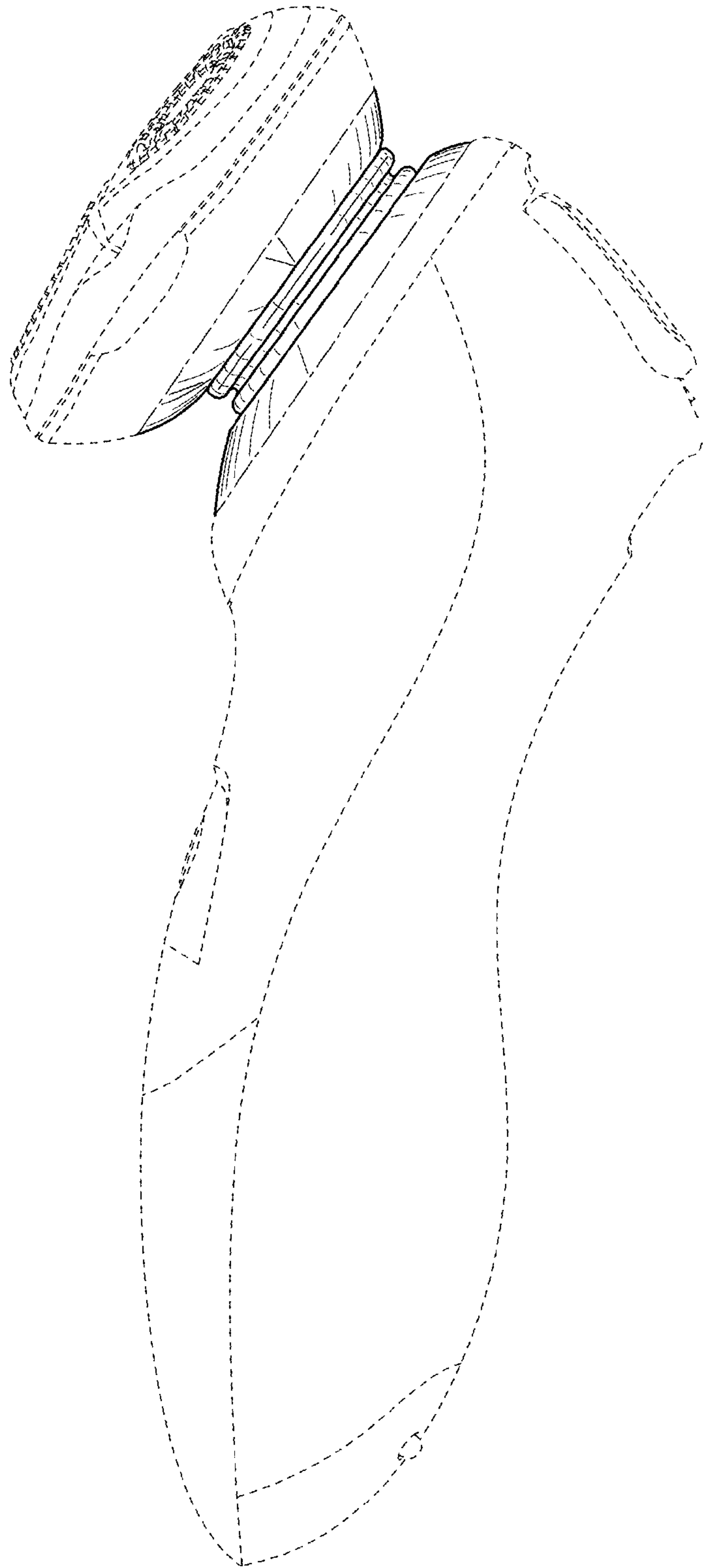


FIG. 4



FIG. 5

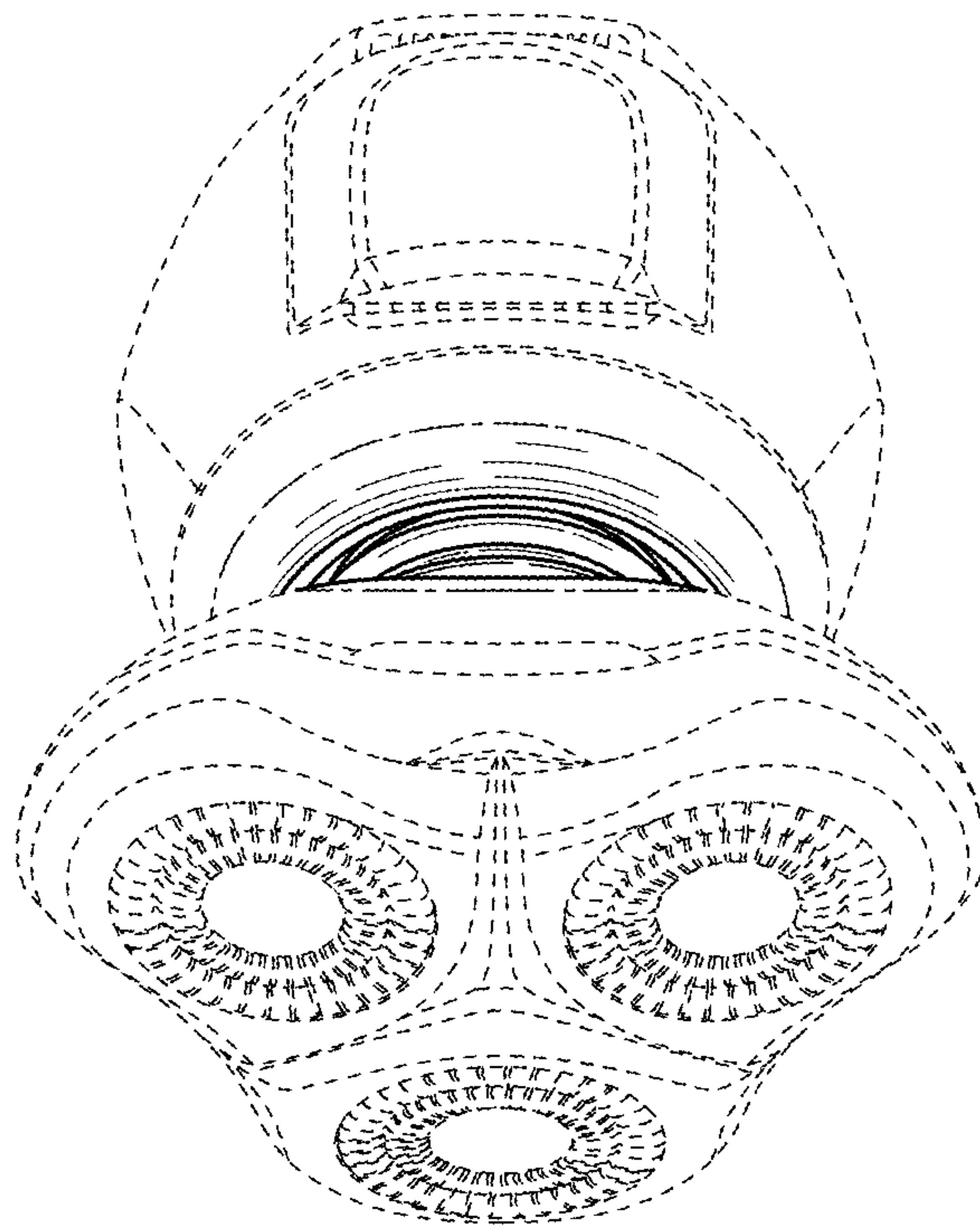


FIG. 6