



US00D737514S

(12) **United States Design Patent**
Roland et al.

(10) **Patent No.:** **US D737,514 S**
(45) **Date of Patent:** **** Aug. 25, 2015**

- (54) **ELECTRONIC SHAVER**
- (71) Applicant: **Spectrum Brands, Inc.**, Middleton, WI (US)
- (72) Inventors: **David H. Roland**, Middleton, WI (US); **Andrew Edward Morrison**, Boca Raton, FL (US); **Andres Felipe Moline**, Miami Beach, FL (US); **Anderson Rafael Martinez**, Miami, FL (US); **Daniel Teteak**, Madison, WI (US); **Patrick Maguire**, Mt. Horeb, WI (US)
- (73) Assignee: **Spectrum Brands, Inc.**, Middleton, WI (US)

D436,228 S	1/2001	Sulik et al.	
D469,219 S	1/2003	McLachlan	
6,502,309 B2	1/2003	De Vries et al.	
D502,784 S	3/2005	Micinilio et al.	
D512,182 S	11/2005	Voegel et al.	
D513,342 S	12/2005	Sulik et al.	
D520,681 S	5/2006	Beedham	
D520,682 S	5/2006	Butcher	
D524,985 S *	7/2006	Lukan et al.	D28/46
D542,473 S	5/2007	McLachlan	
D549,391 S	8/2007	Kawafune	
D550,901 S	9/2007	Massee	
D570,543 S *	6/2008	Hara et al.	D28/53
7,472,483 B2	1/2009	Beugels	
D593,252 S	5/2009	Masuda	
D601,301 S *	9/2009	Bao	D28/50

(Continued)

(**) Term: **14 Years**

(21) Appl. No.: **29/478,231**

(22) Filed: **Jan. 2, 2014**

(51) **LOC (10) Cl.** **28-03**

(52) **U.S. Cl.**
USPC **D28/50**

(58) **Field of Classification Search**
USPC D28/44-54
CPC B26B 19/00; B26B 19/14; B26B 19/143;
B26B 19/145; B26B 19/146; B26B 19/38;
B26B 19/3853; B26B 19/386; B26B 19/3866;
B26B 19/3886

See application file for complete search history.

(56) **References Cited**

U.S. PATENT DOCUMENTS

2,661,531 A *	12/1953	Streng	30/41.6
D383,566 S	9/1997	Bone	
D389,273 S	1/1998	Bone	
D389,275 S	1/1998	Bone	
D389,276 S	1/1998	Bone	
D412,599 S	8/1999	De Visser	
D424,746 S	5/2000	Lee	

FOREIGN PATENT DOCUMENTS

CN	302033066	*	5/2012
EM	000029095-0001		5/2003

(Continued)

Primary Examiner — Catherine Tuttle

(74) *Attorney, Agent, or Firm* — Banner & Witcoff, Ltd.

(57) **CLAIM**

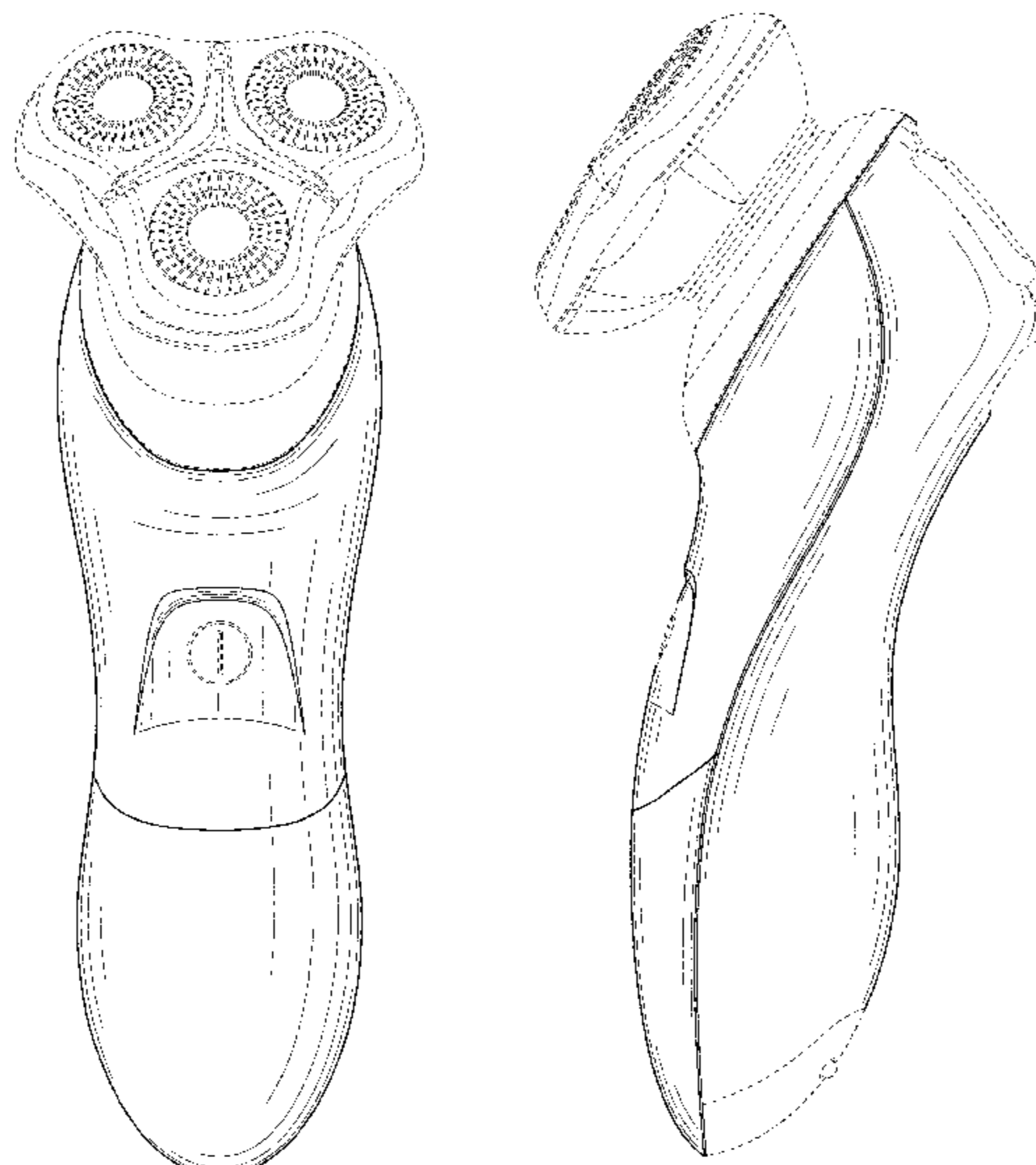
The ornamental design for a electronic shaver, as shown and described.

DESCRIPTION

FIG. 1 is a front perspective view of an electronic shaver showing our new design;
FIG. 2 is a front view thereof;
FIG. 3 is a rear view thereof;
FIG. 4 is a right side view thereof;
FIG. 5 is a left side view thereof;
FIG. 6 is a top view thereof; and,
FIG. 7 is a bottom view thereof.

The broken lines are included for the purpose of illustrating portions of the shaver that form no part of the claimed design.

1 Claim, 5 Drawing Sheets



(56)

References Cited

FOREIGN PATENT DOCUMENTS

U.S. PATENT DOCUMENTS				EM		
					000029095-0002	5/2003
				EM	000210604-0001	7/2004
D608,051	S *	1/2010	Tamsiran D28/44.1	EM	000252861-0001	11/2004
D619,766	S	7/2010	Nitz et al.	EM	000252903-0001	11/2004
D620,198	S	7/2010	Nitz et al.	EM	000255435-0001	11/2004
D620,641	S	7/2010	Nitz et al.	EM	000255633-0001	11/2004
D620,642	S	7/2010	Nitz et al.	EM	000034541-0001	5/2008
D638,166	S *	5/2011	Martinez de San	EM	000034541-0002	5/2008
			Vicente D28/10	EM	000935788-0001	5/2008
8,307,740	B2	11/2012	Minkes et al.	EM	000233572-0001	10/2009
D696,460	S *	12/2013	Prat-Pfister et al. D28/53	EM	000278122-0001	1/2010
8,601,695	B2 *	12/2013	Hamburg et al. 30/34.2	EM	000477500-0001	2/2011
D698,491	S *	1/2014	Ellison et al. D28/50	EM	000482062-0001	2/2011
8,857,063	B2 *	10/2014	Koike 30/43.4	EM	000808225-0017	10/2012
2004/0205969	A1	10/2004	Haites et al.			
2011/0173815	A1	7/2011	Koike			
2012/0110853	A1 *	5/2012	Mimura 30/43.5			
2013/0180112	A1 *	7/2013	Koike 30/43.5			
2014/0196292	A1 *	7/2014	Schmitt 30/41.6			

* cited by examiner

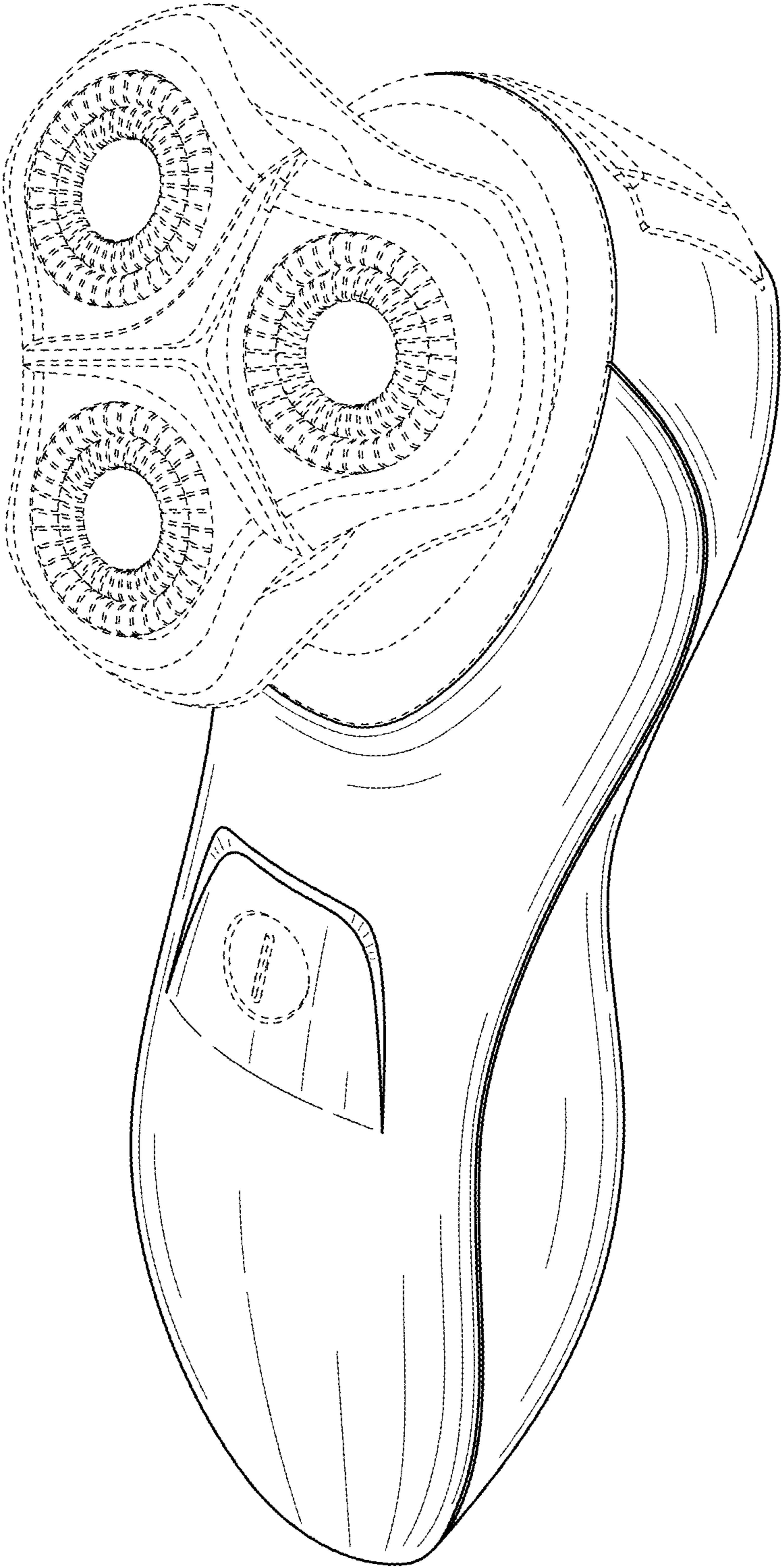


FIG. 1

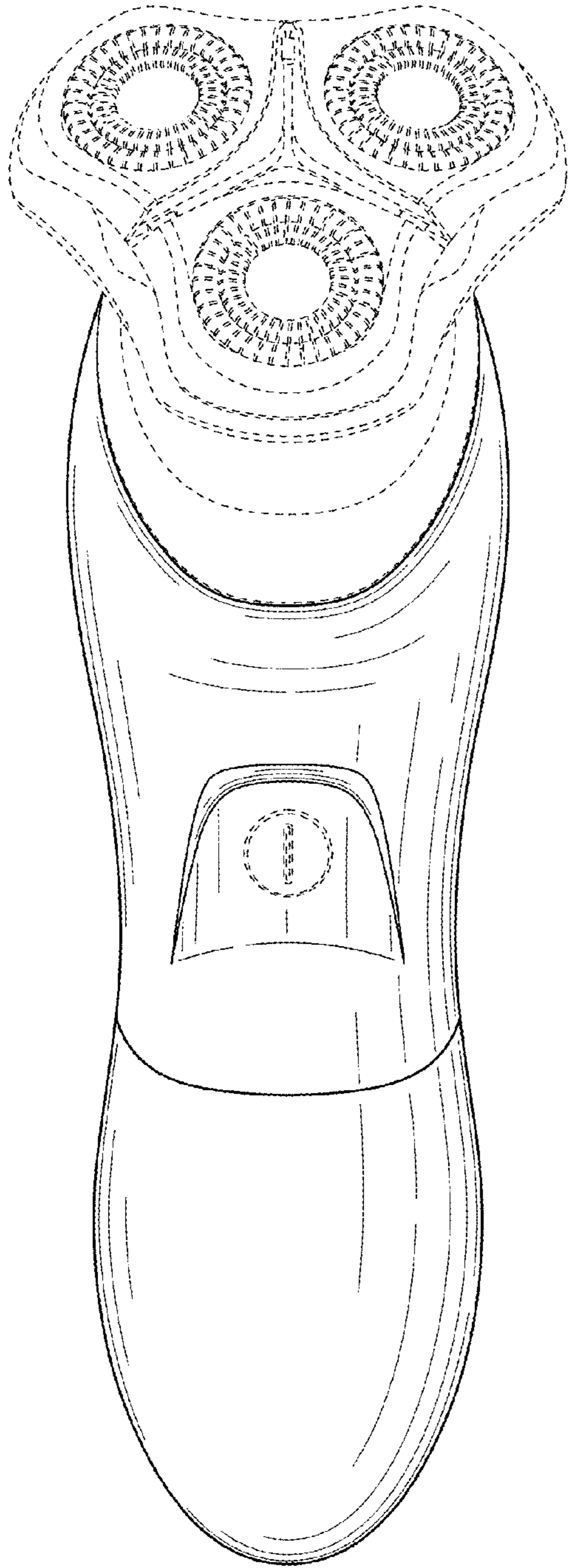


FIG. 2

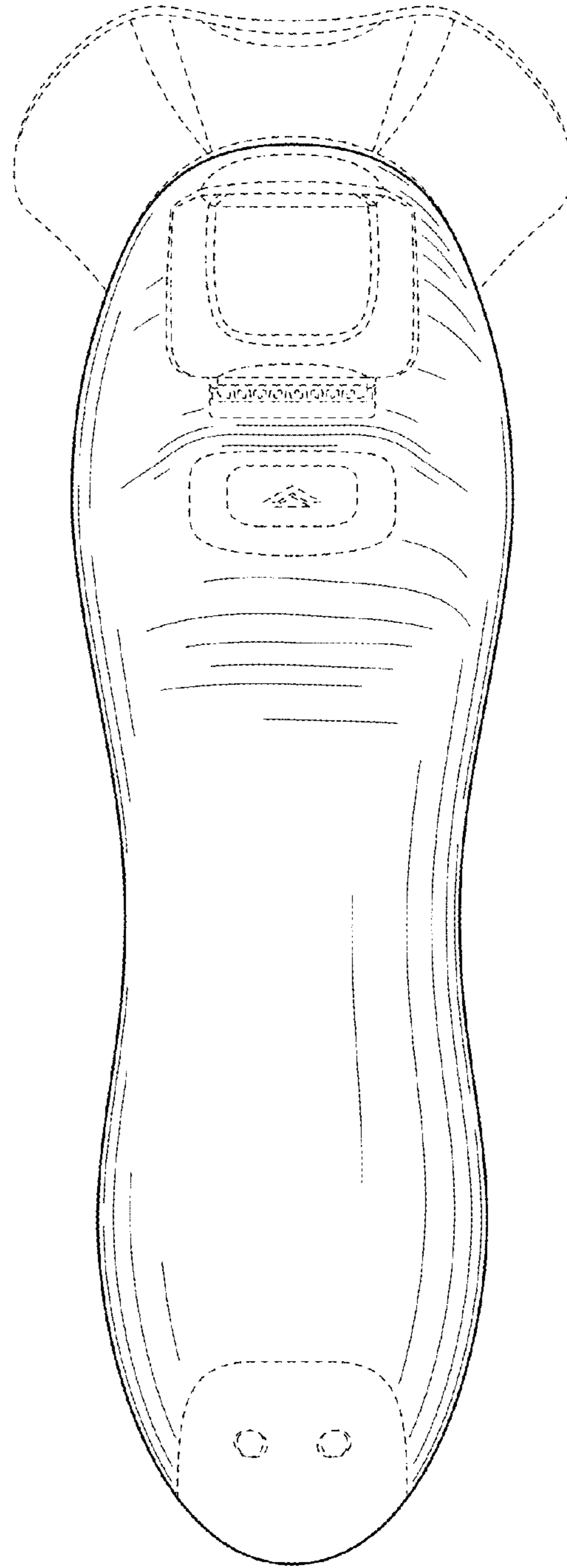


FIG. 3



FIG. 4



FIG. 5

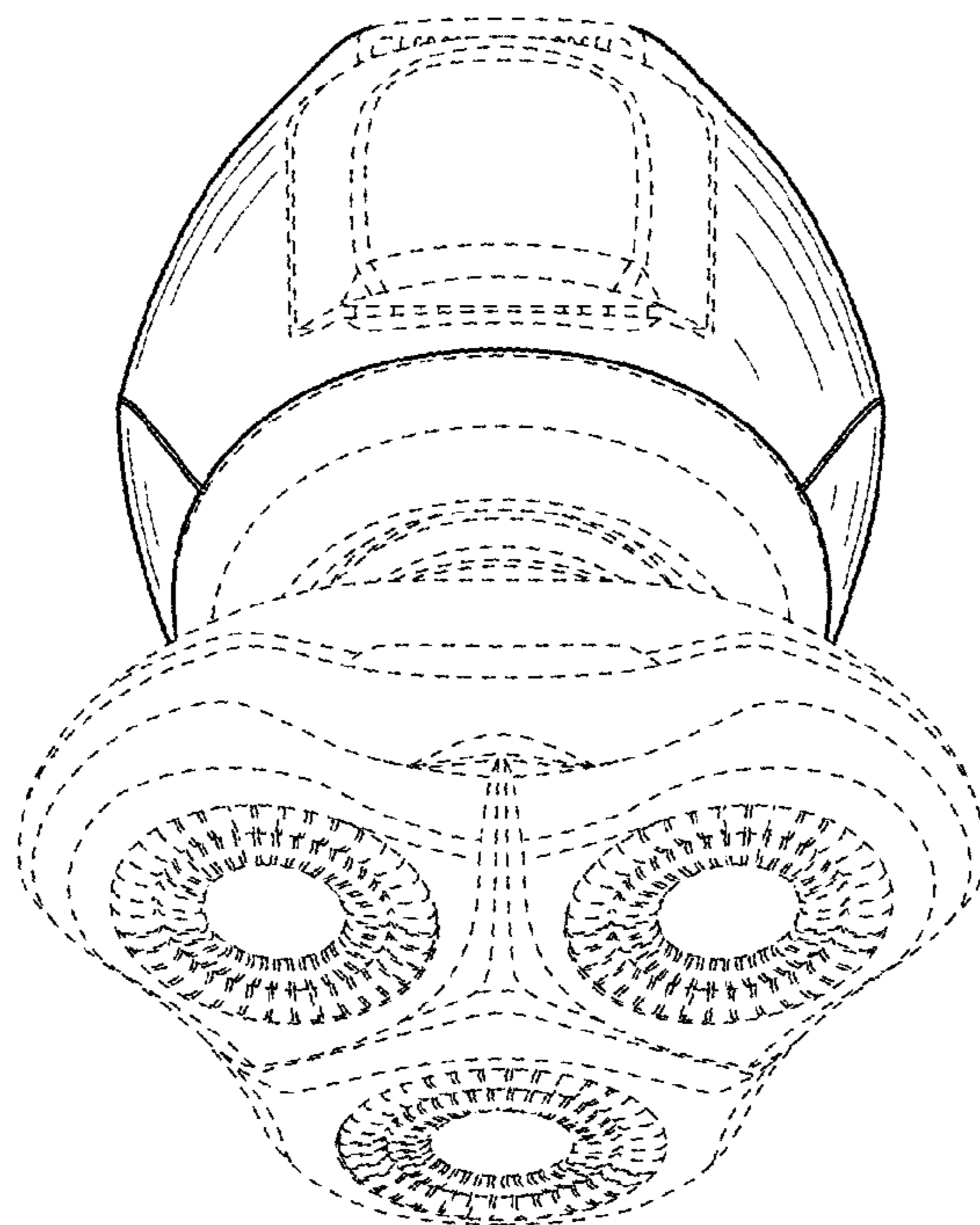


FIG. 6

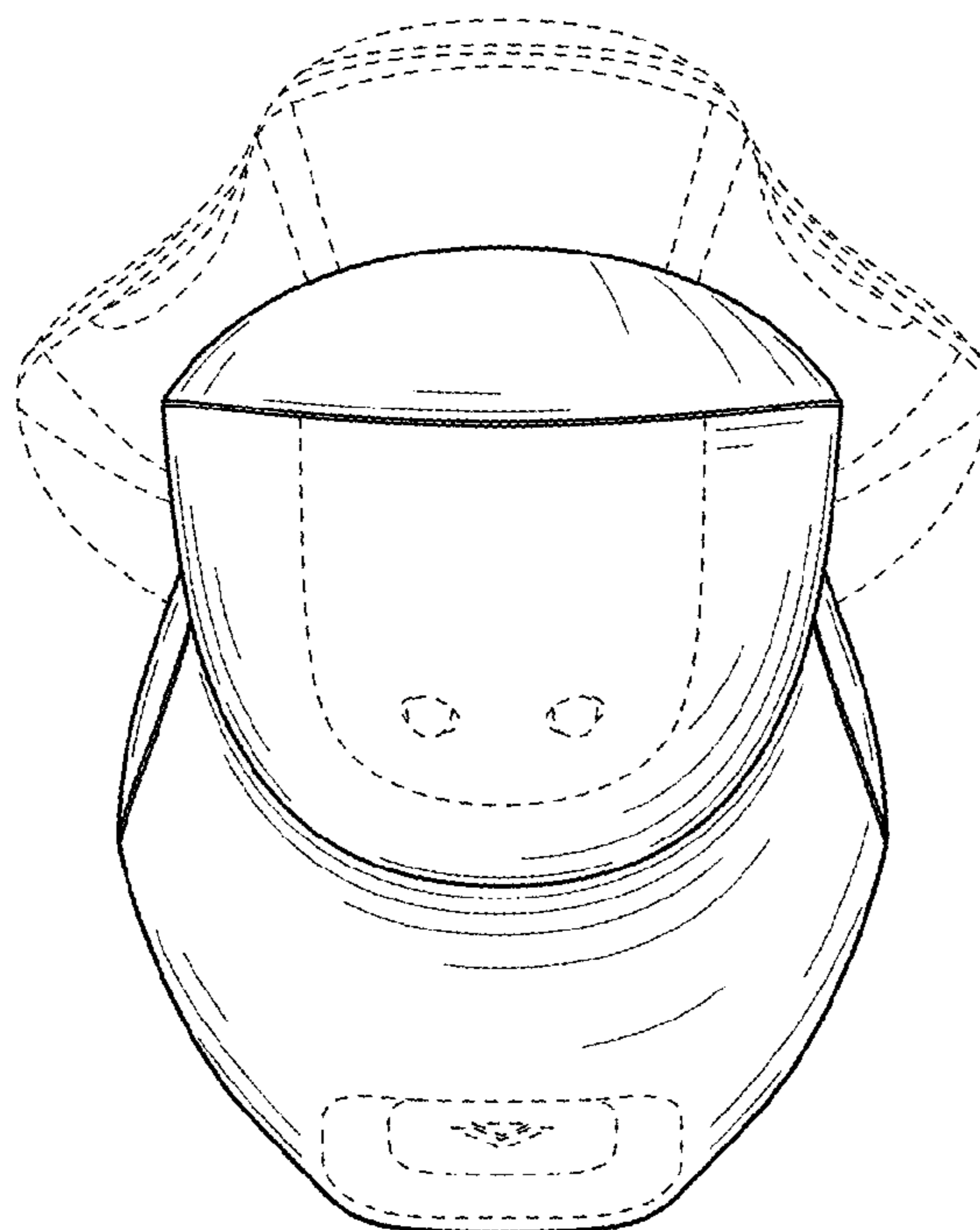


FIG. 7