



US00D737485S

(12) **United States Design Patent**
Lai

(10) **Patent No.:** **US D737,485 S**

(45) **Date of Patent:** **** Aug. 25, 2015**

(54) **EXTERIOR SURFACE CONFIGURATION OF
VEHICLE TAILLIGHT**

(71) Applicant: **EAGLE EYES TRAFFIC IND. CO.,
LTD.**, Tainan (TW)

(72) Inventor: **Ching-Tsung Lai**, Tainan (TW)

(73) Assignee: **EAGLE EYES TRAFFIC IND., CO.,
LTD.**, Tainan (TW)

(**) Term: **14 Years**

(21) Appl. No.: **29/493,491**

(22) Filed: **Jun. 10, 2014**

(51) **LOC (10) Cl.** **26-06**

(52) **U.S. Cl.**
USPC **D26/28**

(58) **Field of Classification Search**
USPC D26/28-36; 362/459-468, 475-478,
362/485-487

See application file for complete search history.

(56) **References Cited**

U.S. PATENT DOCUMENTS

D549,363 S *	8/2007	Pfeiffer	D26/28
D553,268 S *	10/2007	Pfeiffer	D26/28
D553,269 S *	10/2007	Pfeiffer et al.	D26/28
D560,292 S *	1/2008	Sato	D26/28
D561,357 S *	2/2008	Leclercq	D26/28
D565,211 S *	3/2008	Haller et al.	D26/28
D570,015 S *	5/2008	Hsu	D26/28
D620,157 S *	7/2010	Frenzel et al.	D26/28

* cited by examiner

Primary Examiner — Marcus Jackson

(74) *Attorney, Agent, or Firm* — Muncy, Geissler, Olds & Lowe, P.C.

(57) **CLAIM**

I claim, the ornamental design for an exterior surface configuration of a vehicle taillight, as shown and described.

DESCRIPTION

FIG. 1 is a perspective view of an exterior surface configuration of a vehicle taillight showing my present design; FIG. 2 is a front view thereof; FIG. 3 is a left view thereof; and, FIG. 4 is a top plan view thereof. The broken lines shown in FIGS. 1-4 are for illustrative purposes only and form no part of the claimed design.

1 Claim, 4 Drawing Sheets

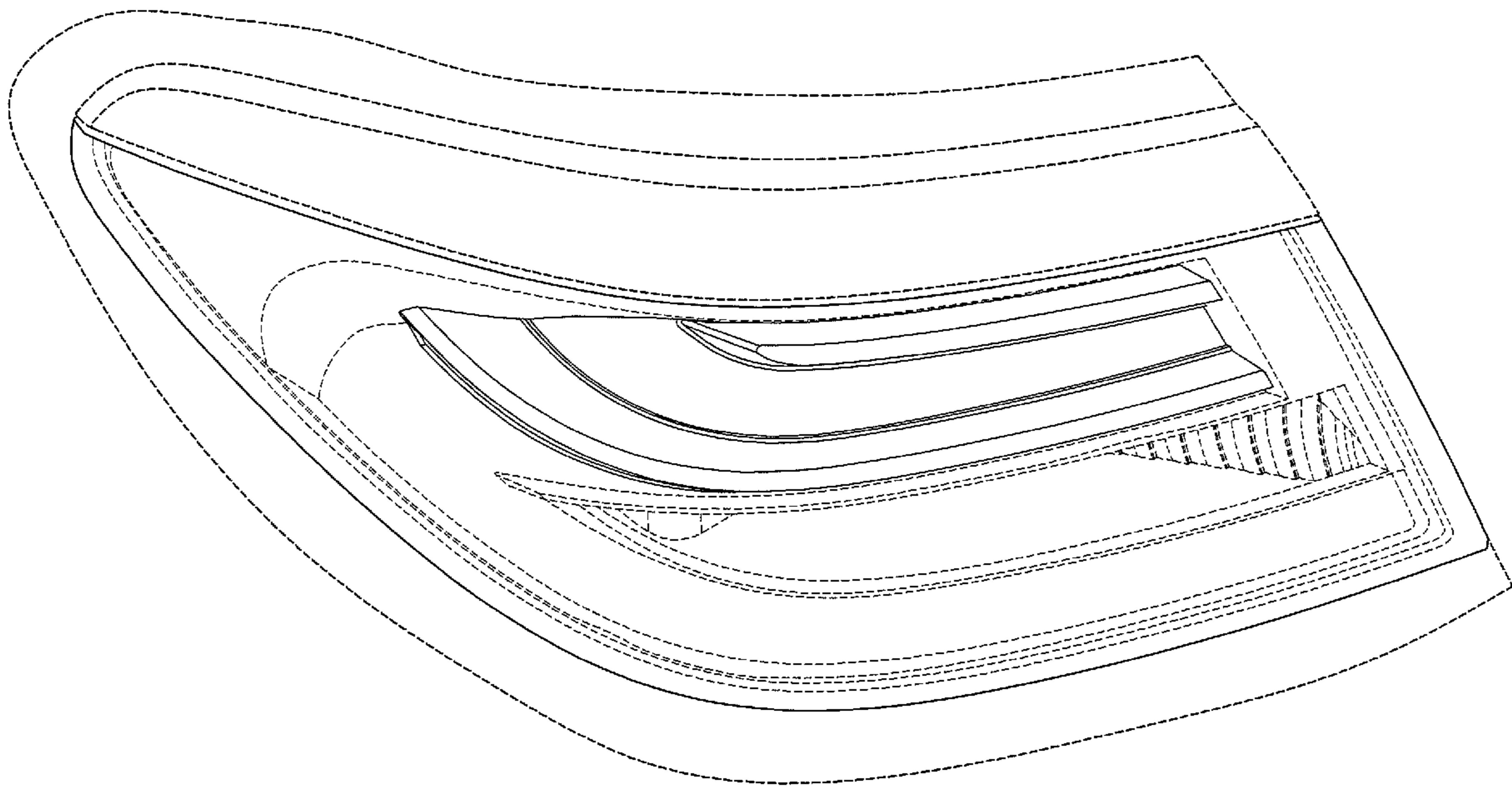




FIG. 1

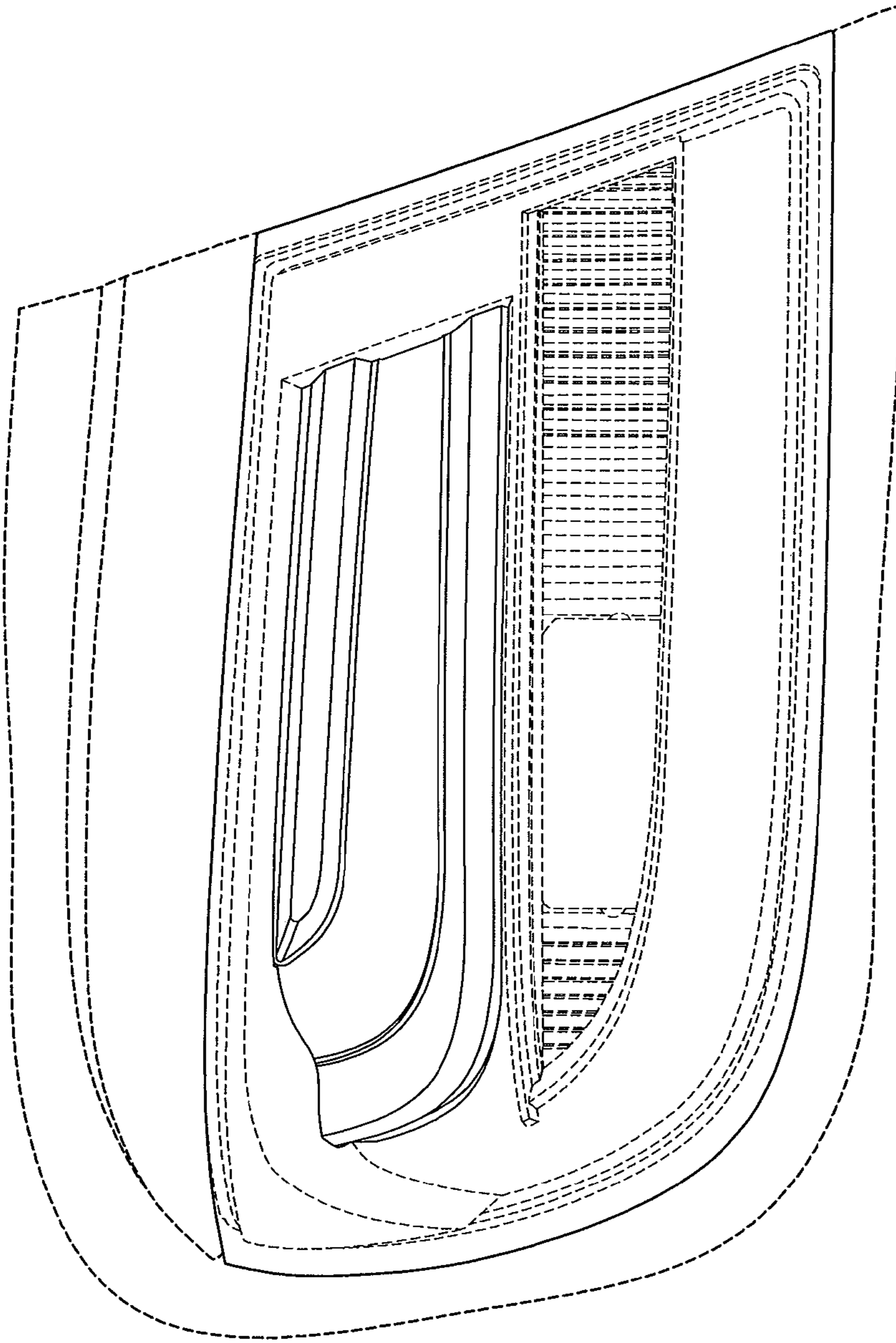


FIG. 2

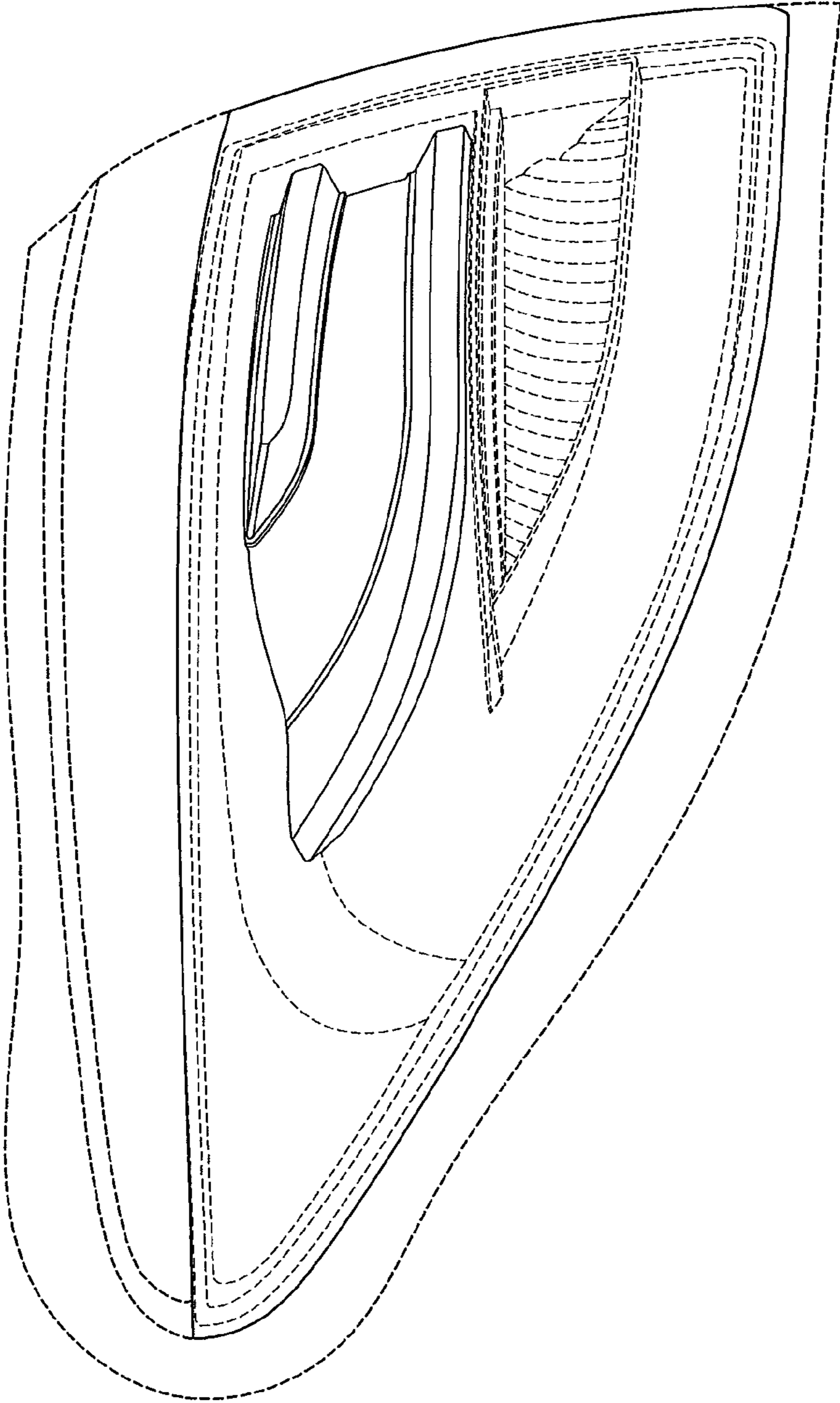


FIG. 3




FIG . 4