



US00D737469S

(12) **United States Design Patent**  
**Bucarizza**

(10) **Patent No.:** **US D737,469 S**

(45) **Date of Patent:** **\*\* Aug. 25, 2015**

(54) **FENCE PANEL**

(71) Applicant: **Cochrane USA Inc**, Washington, DC  
(US)

(72) Inventor: **Vlado Bucarizza**, Dubai (AE)

(73) Assignee: **COCHRANE USA INC**

(\*\*) Term: **14 Years**

(21) Appl. No.: **29/463,726**

(22) Filed: **Feb. 20, 2014**

(51) **LOC (10) Cl.** ..... **25-01**

(52) **U.S. Cl.**  
USPC ..... **D25/119; D25/38.1**

(58) **Field of Classification Search**  
USPC ..... D25/38.1, 39, 119, 121; 256/19, 20, 21,  
256/22, 32, 33, 34, 46, 48, 50, 52, 53, 24,  
256/59, 73, 65.15, 65.02

See application file for complete search history.

(56) **References Cited**

U.S. PATENT DOCUMENTS

D572,374 S *	7/2008	Gibbs .....	D25/119
2006/0237704 A1 *	10/2006	Rodenburg .....	256/24
2011/0278525 A1 *	11/2011	Dale .....	256/21
2012/0181496 A1 *	7/2012	Curatolo et al. ....	256/19
2013/0048933 A1 *	2/2013	Trush .....	256/19

\* cited by examiner

*Primary Examiner* — Doris Clark

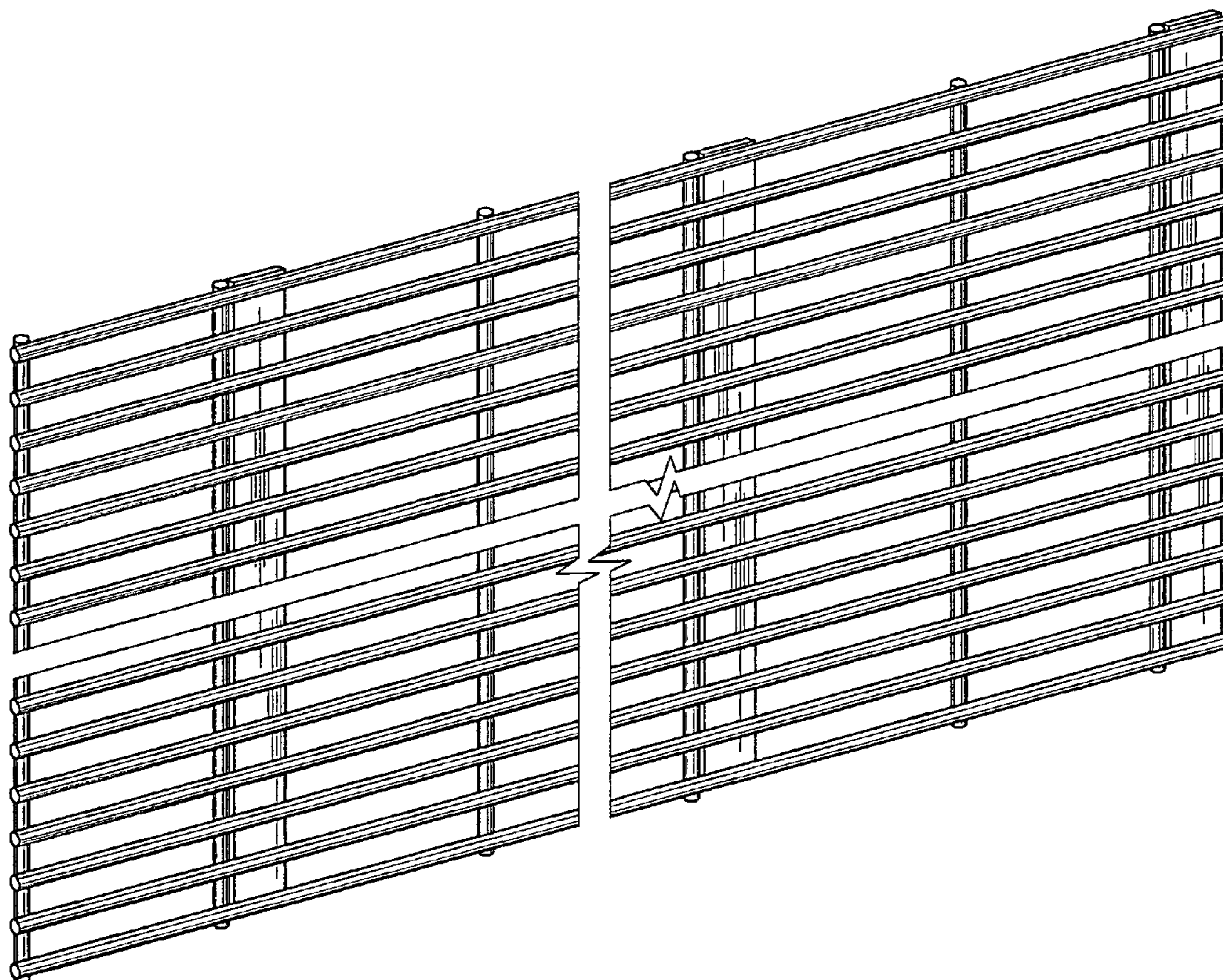
(57) **CLAIM**

The ornamental design for a fence panel, as shown and described.

**DESCRIPTION**

FIG. 1 is a perspective view of the fence panel showing my new design;  
FIG. 2 is a front view thereof;  
FIG. 3 is a top plan view thereof;  
FIG. 4 is a view from one end thereof;  
FIG. 5 is a rear view thereof;  
FIG. 6 is a bottom plan view thereof; and,  
FIG. 7 is a view from an opposing end thereof.  
The fence panel has been broken in the center to indicate indeterminate length and breadth.

**1 Claim, 7 Drawing Sheets**



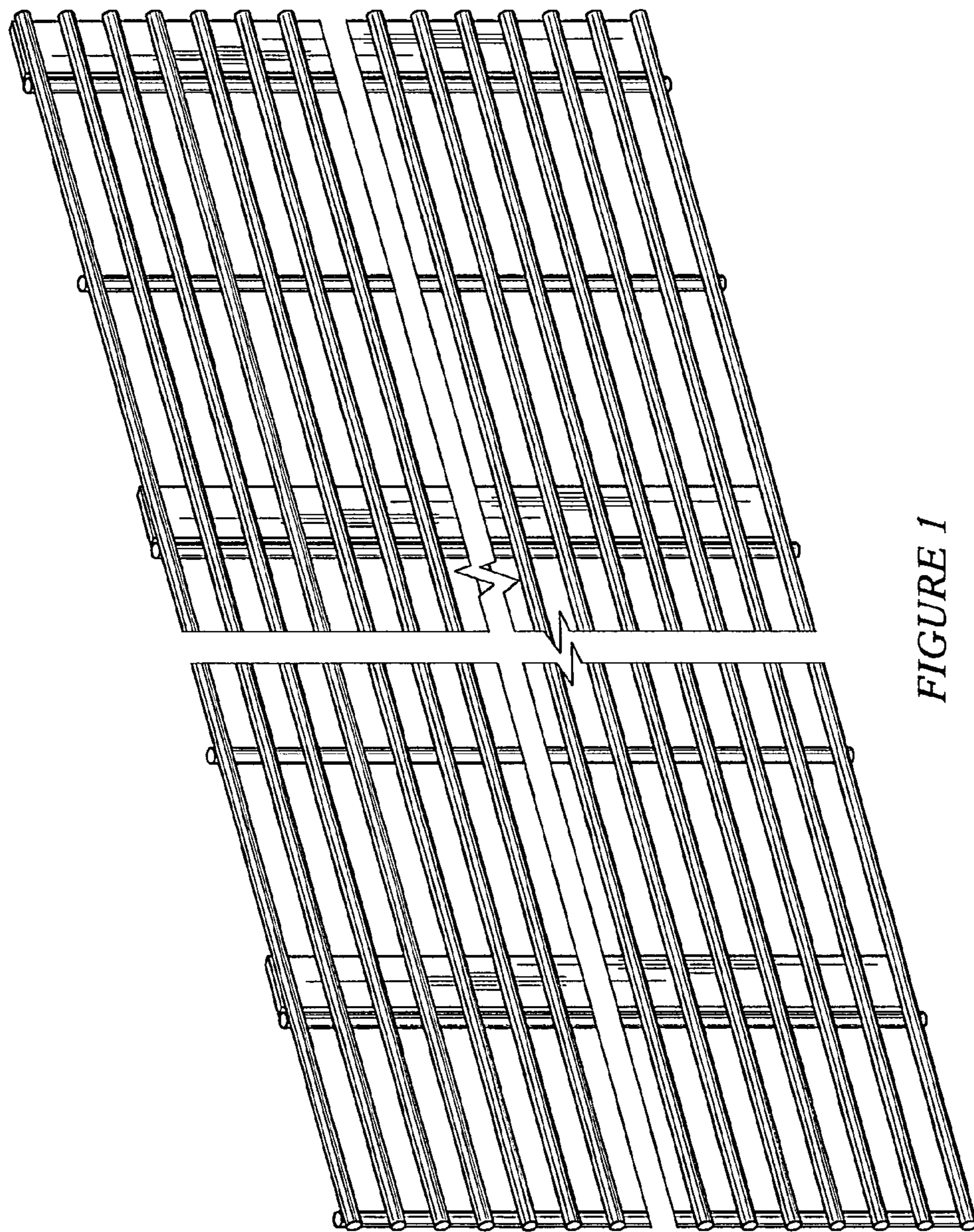


FIGURE 1

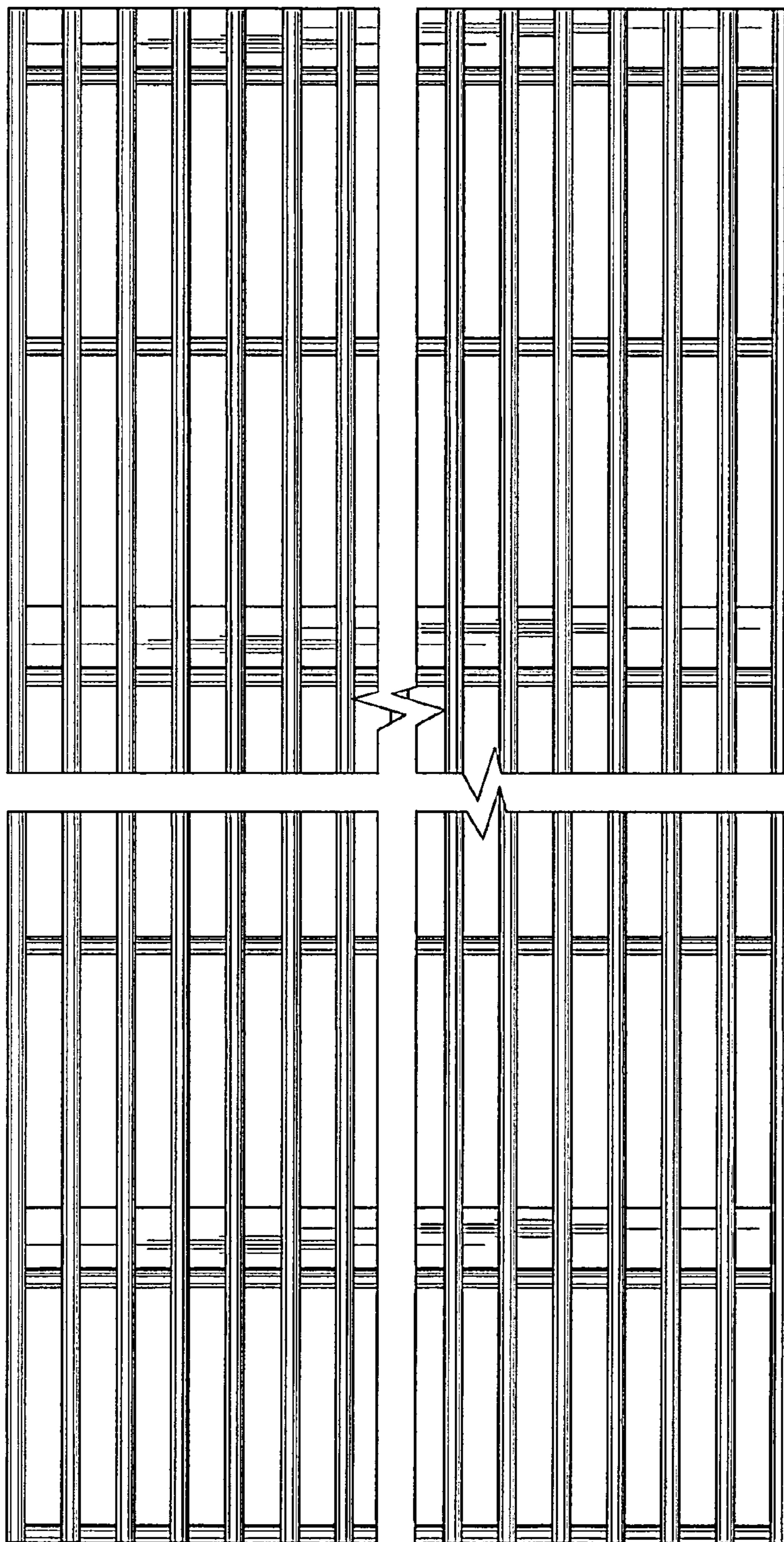


FIGURE 2



FIGURE 3



*FIGURE 4*

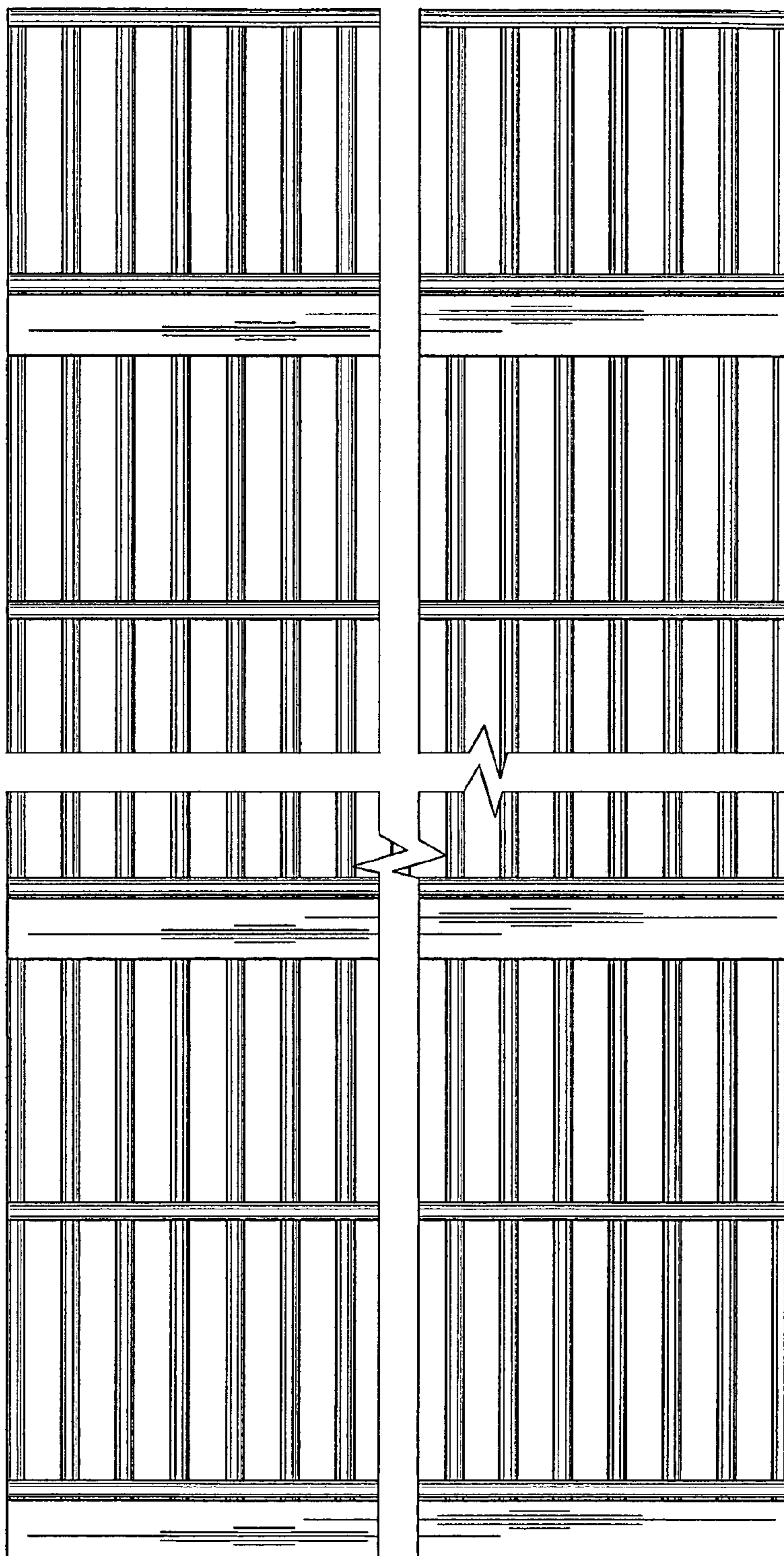


FIGURE 5



FIGURE 6



*FIGURE 7*