

US00D737434S

(12) **United States Design Patent**
Miller

(10) **Patent No.:** **US D737,434 S**
(45) **Date of Patent:** **** Aug. 25, 2015**

(54) **DIAPER SHIELD**

(71) Applicant: **Melanie C. Miller**, American Fork, UT
(US)

(72) Inventor: **Melanie C. Miller**, American Fork, UT
(US)

(**) Term: **14 Years**

(21) Appl. No.: **29/469,496**

(22) Filed: **Oct. 10, 2013**

Related U.S. Application Data

(63) Continuation of application No. 13/078,732, filed on
Apr. 1, 2011, now abandoned.

(51) **LOC (10) Cl.** **24-04**

(52) **U.S. Cl.**
USPC **D24/126**

(58) **Field of Classification Search**

USPC D24/126; 604/385.1, 385.2, 385.01,
604/385.02, 358, 386, 540, 385.03
CPC A61F 13/49; A61F 13/49001; A61F
13/49003; A61F 13/49007; A61F 13/49009
See application file for complete search history.

(56) **References Cited**

U.S. PATENT DOCUMENTS

4,568,342 A * 2/1986 Davis 604/391
5,098,423 A * 3/1992 Pieniak et al. 604/385.27
D343,681 S * 1/1994 Hull D24/126
D421,802 S * 3/2000 Van Gompel et al. D24/126
D422,077 S * 3/2000 Suprise et al. D24/126
D436,400 S * 1/2001 Kiecker D24/126
D438,614 S * 3/2001 Ratliff et al. D24/126
D438,615 S * 3/2001 Dimitrijevs et al. D24/126

D439,662 S * 3/2001 Ratliff et al. D24/126
D452,315 S * 12/2001 Coates D24/126
D456,508 S * 4/2002 Schroeder et al. D24/126
D457,950 S * 5/2002 Schroeder et al. D24/126
D457,951 S * 5/2002 Abney et al. D24/126
D561,334 S * 2/2008 Martynus et al. D24/126
D609,805 S * 2/2010 Moravek et al. D24/126
D643,919 S * 8/2011 Walker et al. D24/126

* cited by examiner

Primary Examiner — T. Chase Nelson

Assistant Examiner — Michelle E Wilson

(74) *Attorney, Agent, or Firm* — Jeffrey M. Lillywhite, PC

(57) **CLAIM**

The ornamental design for a diaper shield, as shown and
described.

DESCRIPTION

FIG. 1 is a first perspective view of a diaper shield of my new
design;

FIG. 2 is a front view thereof;

FIG. 3 is a back view thereof;

FIG. 4 is a first side view thereof;

FIG. 5 is a second side view thereof;

FIG. 6 is a top view thereof;

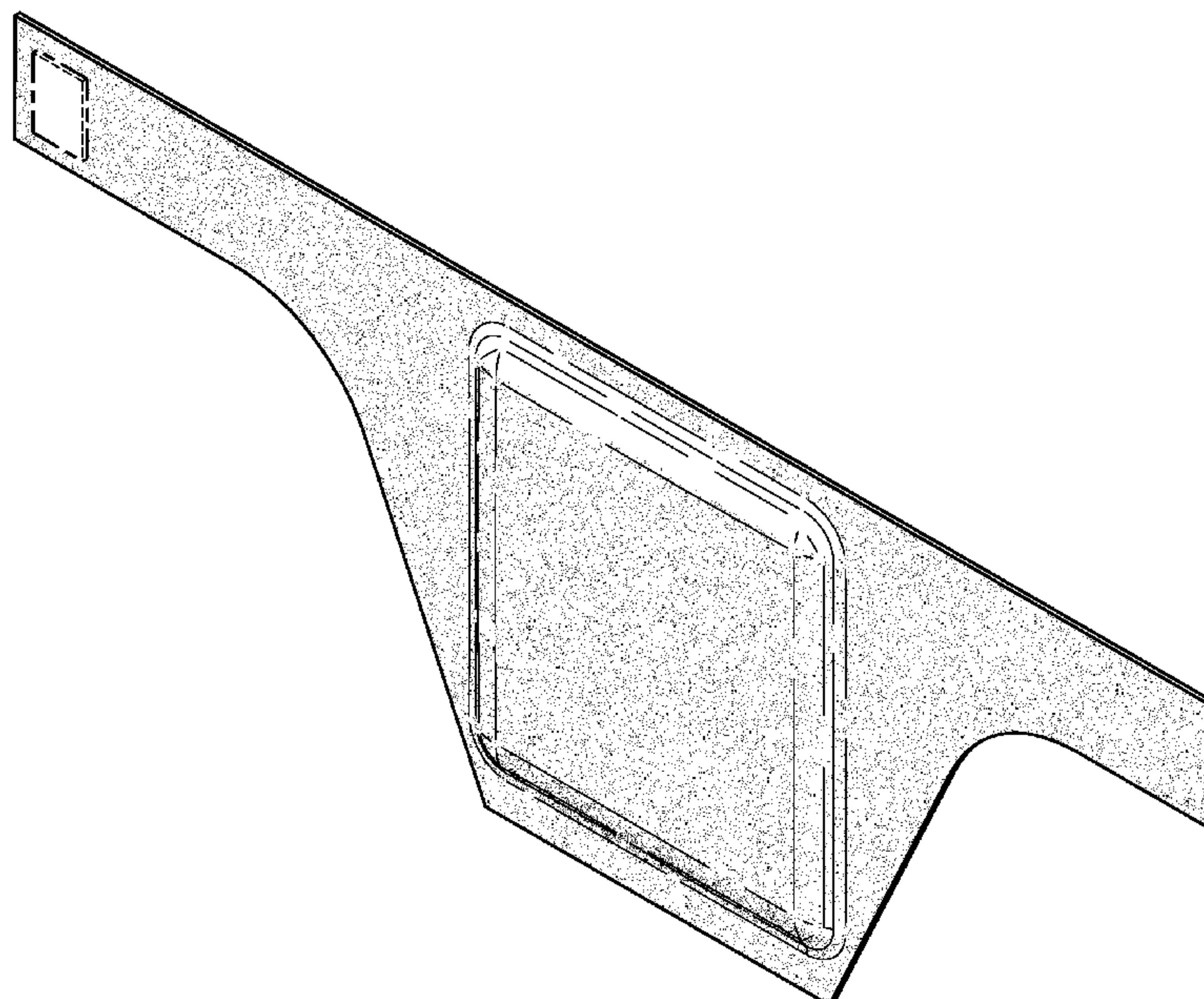
FIG. 7 is a bottom view thereof; and,

FIG. 8 is a perspective view illustrating the diaper shield in an
attached position.

The broken line showing of the diaper shield adhesives are
included for the purpose of illustrating portions of the diaper
shield that are no part of the claimed design. The broken lines
showing of the baby and diaper are included to show envi-
ronment and form no part of the claim design.

The broken lines shown in the center portion of FIGS. 3 and
8 are included for the purpose of illustrating stitching and are
a part of the claimed design.

1 Claim, 6 Drawing Sheets



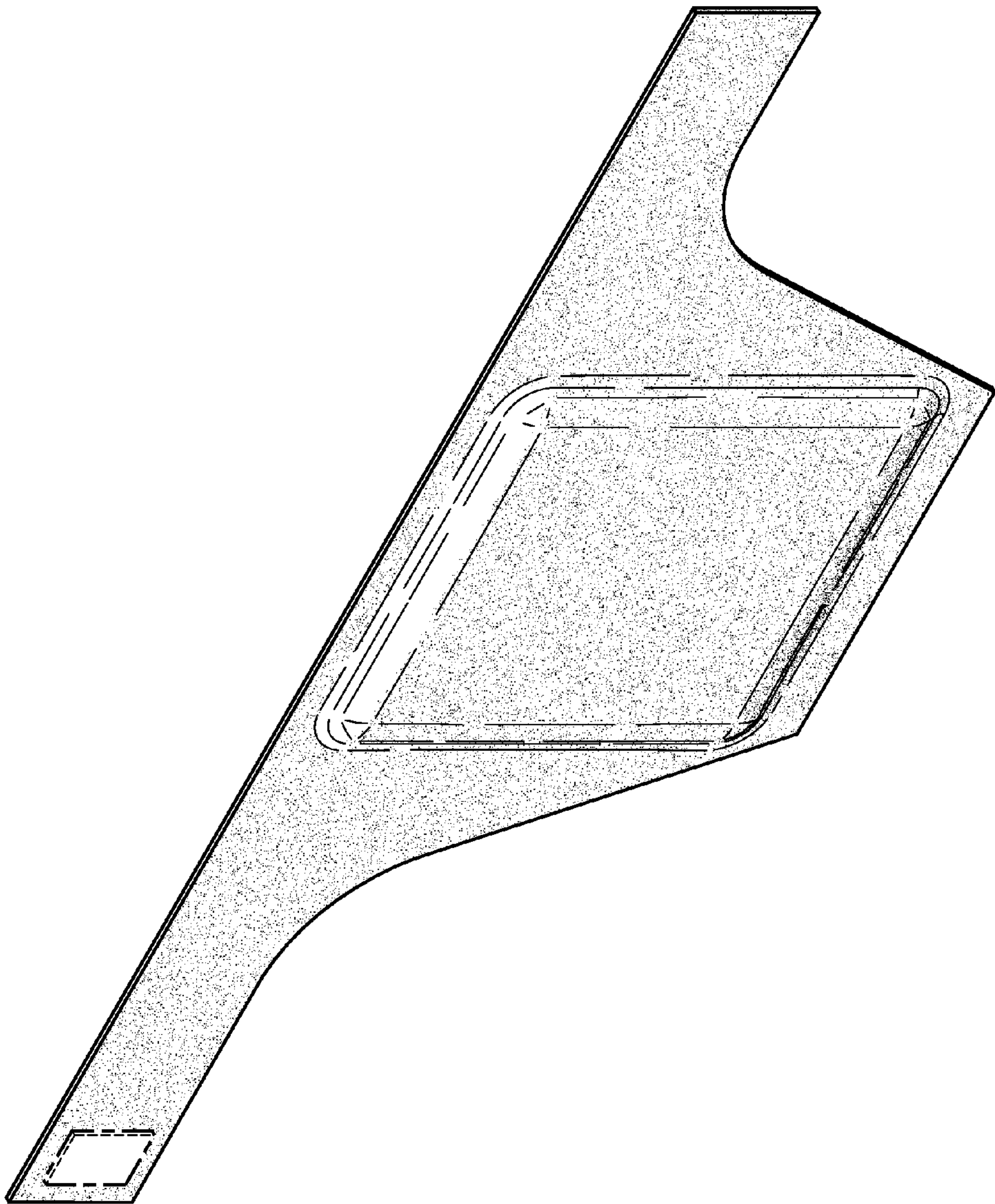


FIG. 1

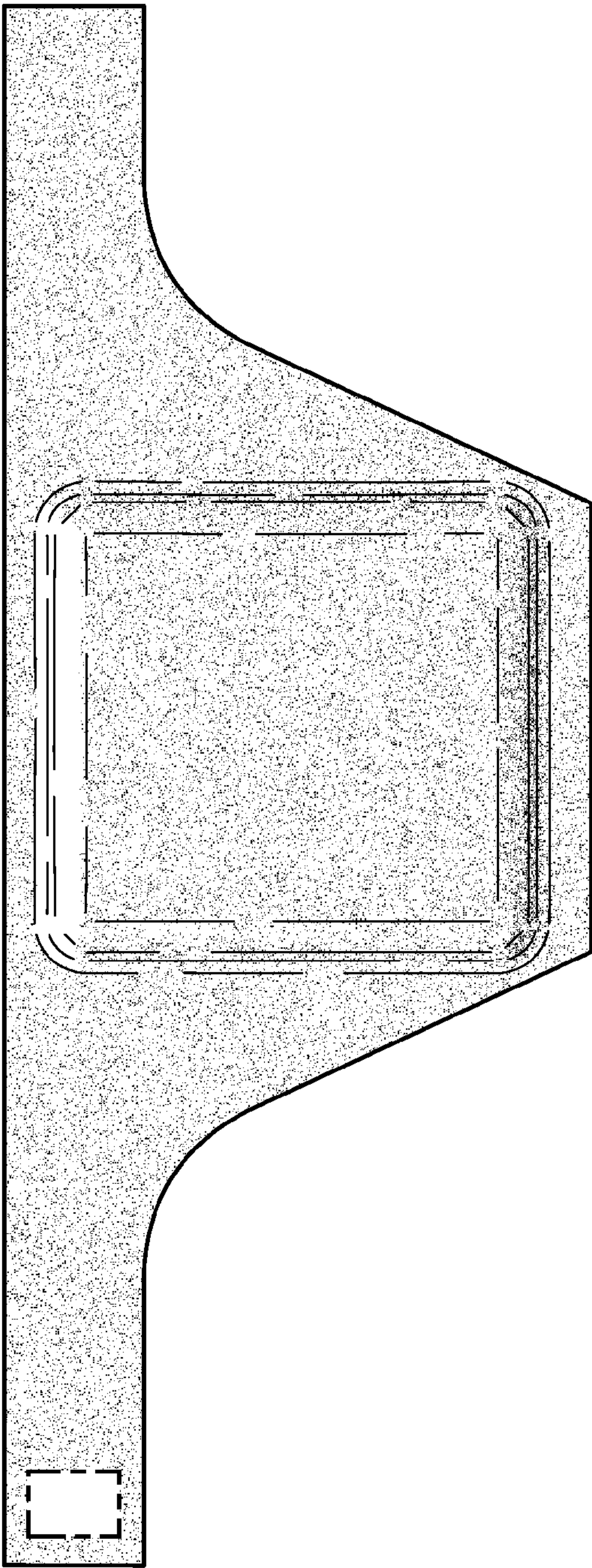


FIG. 2

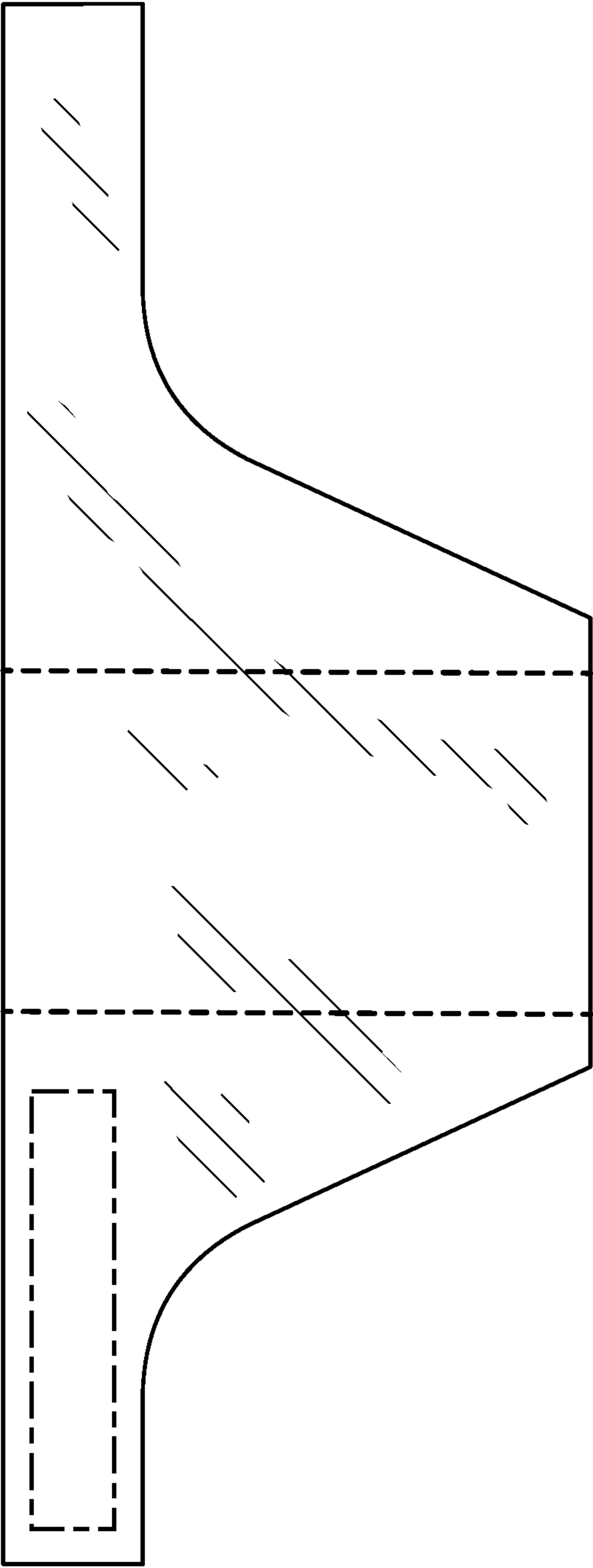


FIG. 3

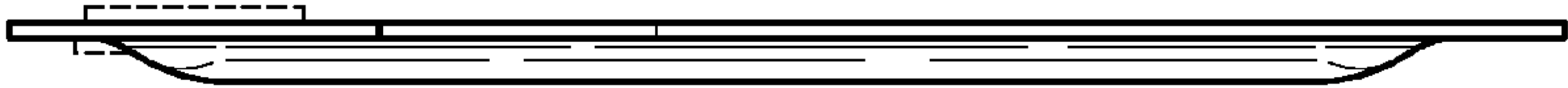


FIG. 5



FIG. 4



FIG. 6




FIG. 7




FIG. 8