



US00D737370S

(12) **United States Design Patent**
Rohner et al.

(10) **Patent No.:** **US D737,370 S**
(45) **Date of Patent:** **** Aug. 25, 2015**

(54) **PERCUSSION MUSICAL INSTRUMENT**

(71) Applicant: **PANArt Hangbau AG**, Bern (CH)

(72) Inventors: **Felix Rohner**, Bern (CH); **Sabina Scharer**, Bern (CH)

(73) Assignee: **PANART HANGBAU AG**, Bern (CH)

(**) Term: **14 Years**

(21) Appl. No.: **29/448,479**

(22) Filed: **Mar. 12, 2013**

(30) **Foreign Application Priority Data**

Dec. 3, 2012 (WO) 706555101

(51) **LOC (10) Cl.** **17-04**

(52) **U.S. Cl.**
USPC **D17/22**

(58) **Field of Classification Search**
USPC D17/22, 24, 99; 84/102, 103, 104, 402,
84/403, 404, 406, 409, 410, 411 R, 414,
84/411 M, 411 P, 422.1–422.3, 457,
84/DIG. 12, 645; D21/405
See application file for complete search history.

(56) **References Cited**

U.S. PATENT DOCUMENTS

D319,249 S *	8/1991	Aluisi	D17/22
5,973,247 A *	10/1999	Matthews	84/402
6,212,772 B1	4/2001	Whitmyre et al.		
D620,041 S *	7/2010	Doe	D17/22
D637,224 S *	5/2011	Smith	D17/24
8,492,632 B1 *	7/2013	Doe	84/406
2009/0193958 A1	8/2009	Webb		
2012/0304845 A1	12/2012	Rohner et al.		

FOREIGN PATENT DOCUMENTS

CH 693319 A5 5/2003
WO DM/071656 10/2009

OTHER PUBLICATIONS

Instrumundo Instrumentos Musicales. <http://instrumundo.blogspot.com/2012/08/hang-drum.html>. Aug. 2012. "Hang Drum".*

(Continued)

Primary Examiner — Rashida Johnson

(74) *Attorney, Agent, or Firm* — Pearne & Gordon LLP

(57) **CLAIM**

We claim the ornamental design for a percussion musical instrument, as shown and described.

DESCRIPTION

FIG. 1 is a front view of the percussion musical instrument. FIG. 2 is a right side view of the percussion musical instrument.

FIG. 3 is a left side view of the percussion musical instrument. FIG. 4 is a rear view of the percussion musical instrument.

FIG. 5 is a top view of the percussion musical instrument.

FIG. 6 is a bottom view of the percussion musical instrument.

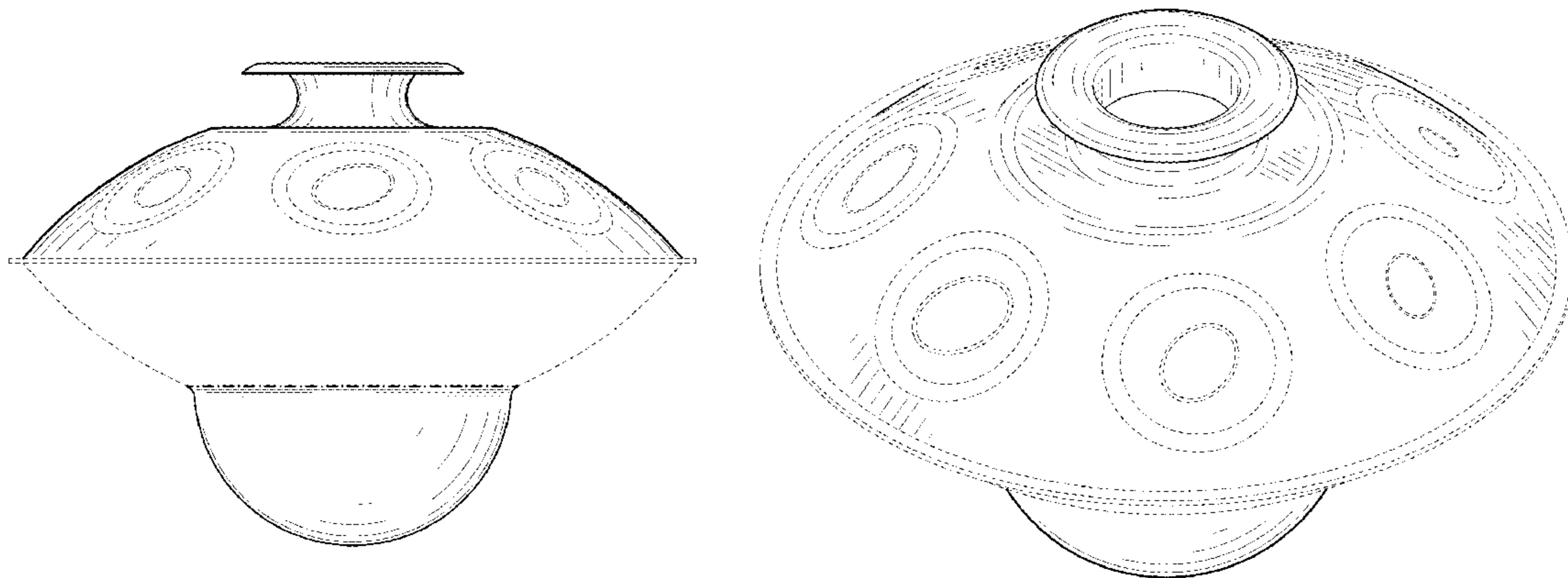
FIG. 7 is a right front perspective view of the percussion musical instrument; and,

FIG. 8 is a left front perspective view of the percussion musical instrument.

In FIGS. 1-8, the broken lines represent the portions of the percussion musical instrument that form no part of the claimed design.

The dot-dashed lines, in FIGS. 1-4 and 6, represent a boundary line, which forms no part of the claimed design.

1 Claim, 4 Drawing Sheets



(56)

References Cited

OTHER PUBLICATIONS

World Percussion: David Kuckhermann. <http://worldpercussion.net/instruments/panart-hang-and-handpans/>. Date Viewed: Feb. 2015. "The PanArt Hang (Drum) and HandPans".*

Bali Steel Pan. <http://www.balisteelpan.com/>. Aug. 2010. "Hand Pans".*

Hansen, U.J. and Rossing, T.D., "The Caribbean Steelpan, and some Offsprings," Forum Acusticum 2005, Budapest, Hungary, 6 pages.

PANArt Hangbau AG, "Hang," Jan. 2008, Bern, Switzerland, 24 pages.

Rohner, F. and Scharer, S., "Hang Guide," Spring 2010, Bern, Switzerland, 24 pages.

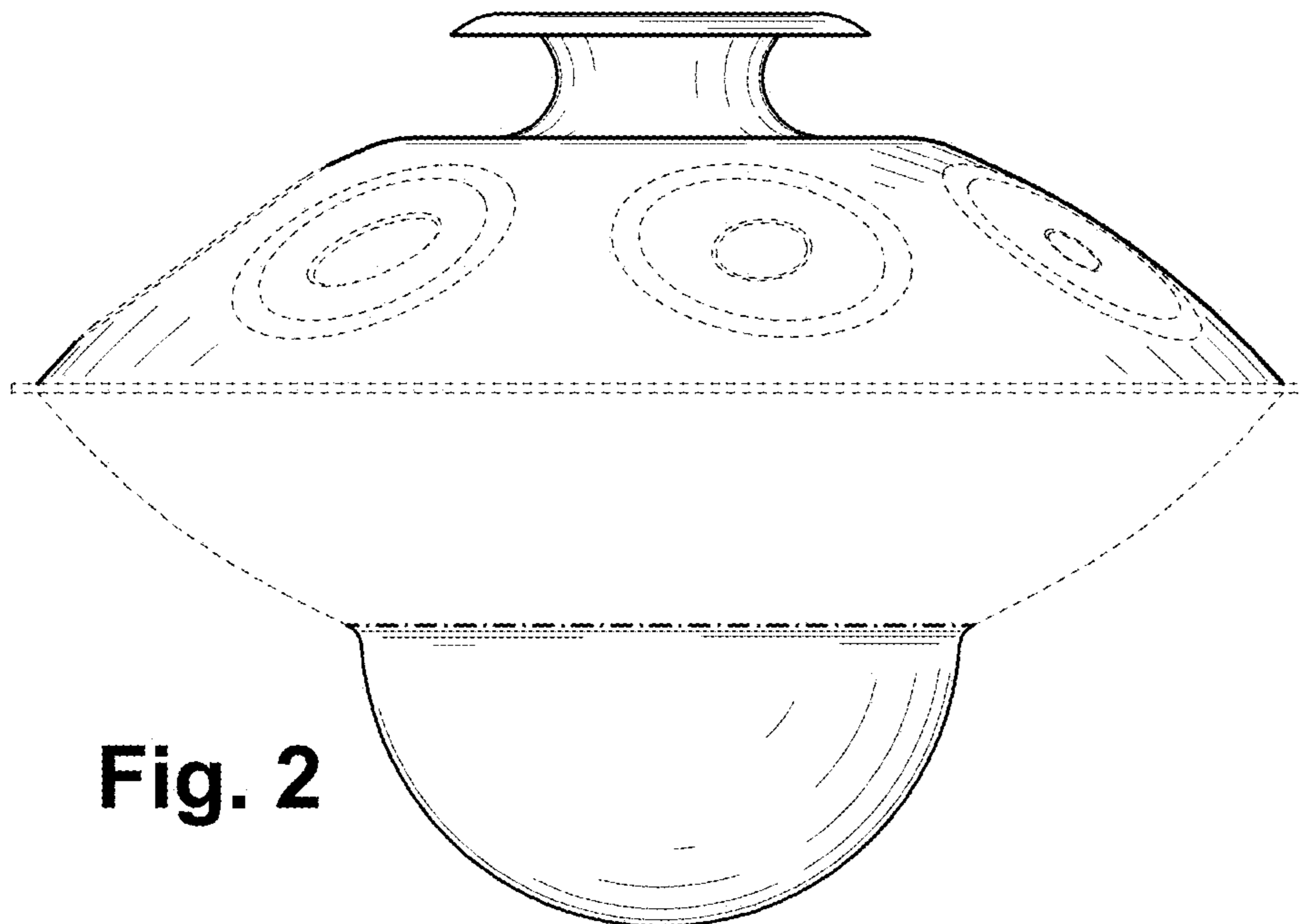
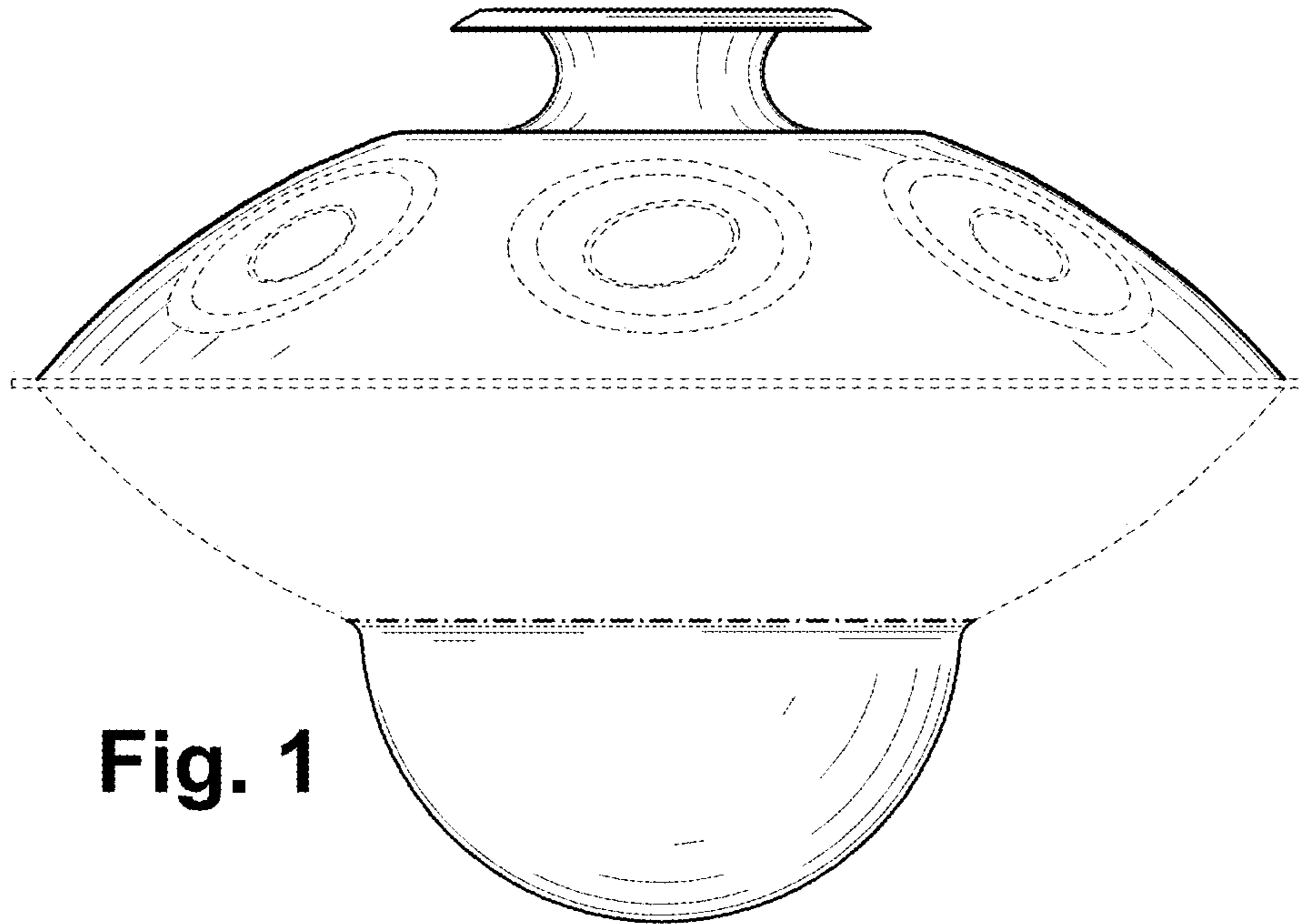
Rohner, F. and Scharer, S., "History, Development and Tuning of the Hang," International Symposium on Musical Acoustics (ISMA 2007), Sep. 9-12, 2007, Barcelona, Spain, 8 pages.

Rossing, T.D. et al., "Acoustics of the Hang: A hand-played steel instrument," International Symposium on Musical Acoustics (ISMA 2007), Sep. 9-12, 2007, Barcelona, Spain, 8 pages.

Wessel, D. et al., "Sound of the Hang," Proceedings of Meetings on Acoustics, vol. 4, 035002, 2008, 8 pages.

Photo of "Genesis" Instrument, published on www.smartypans.com at least as early as Mar. 15, 2012.

* cited by examiner



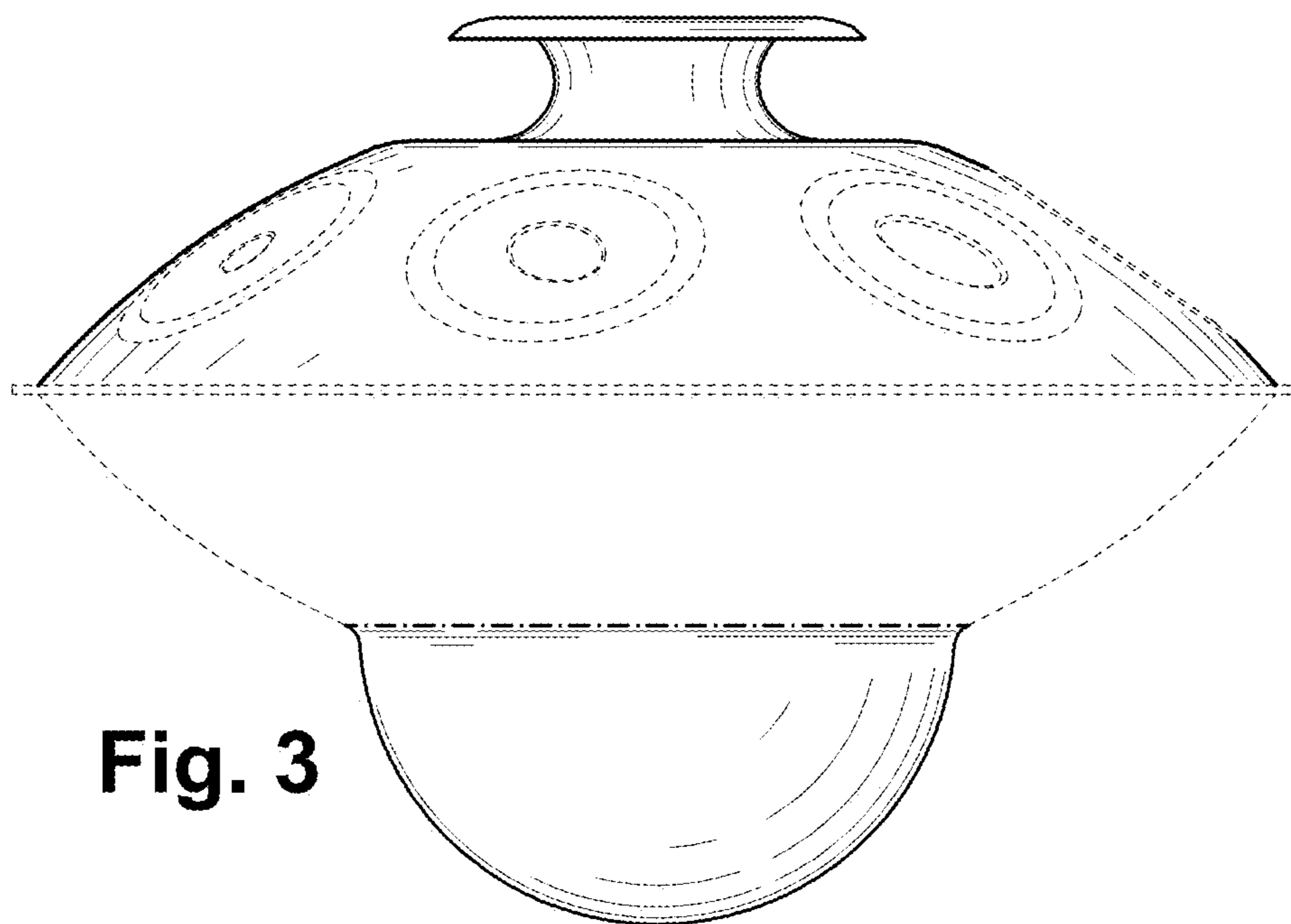


Fig. 3

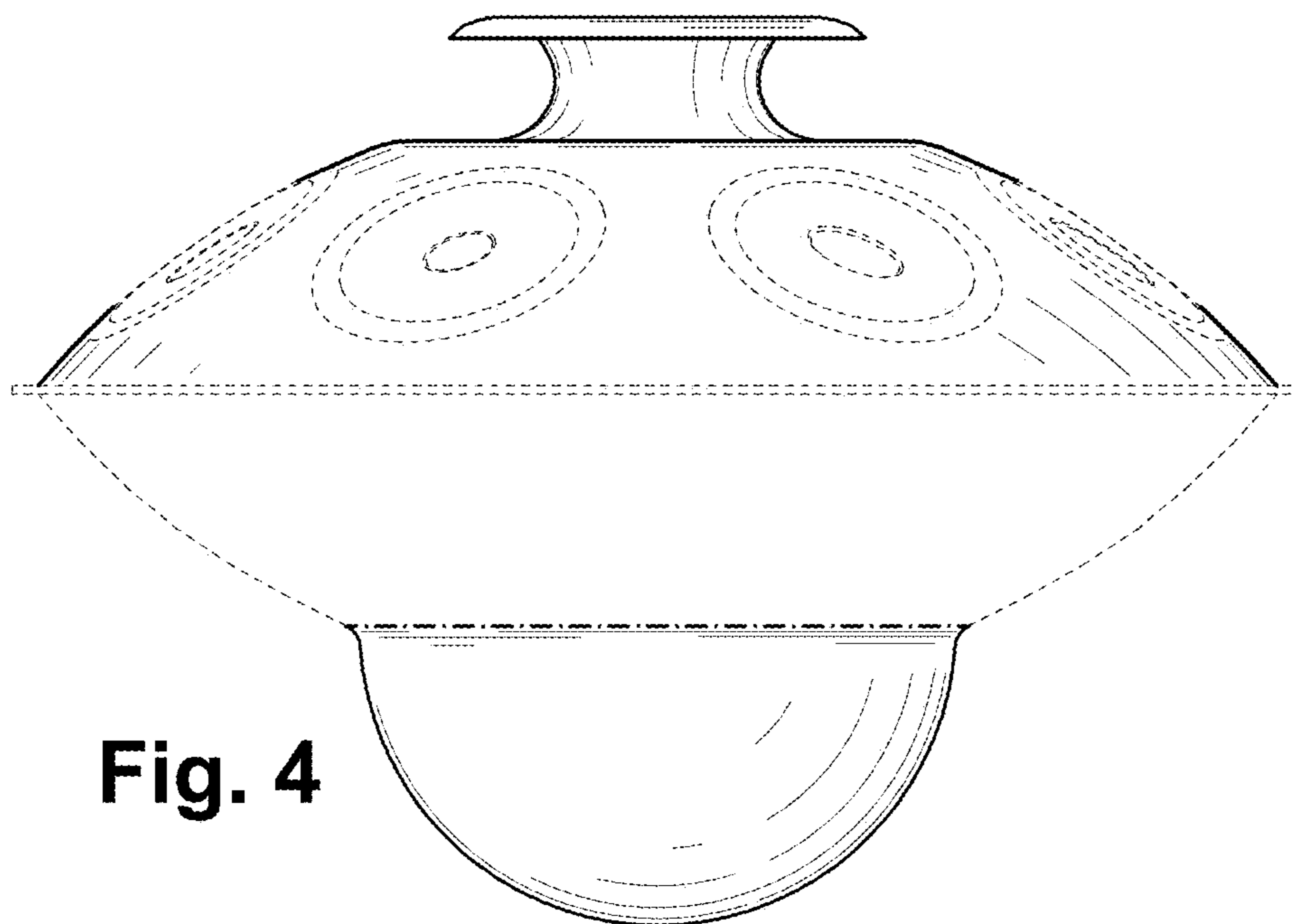


Fig. 4

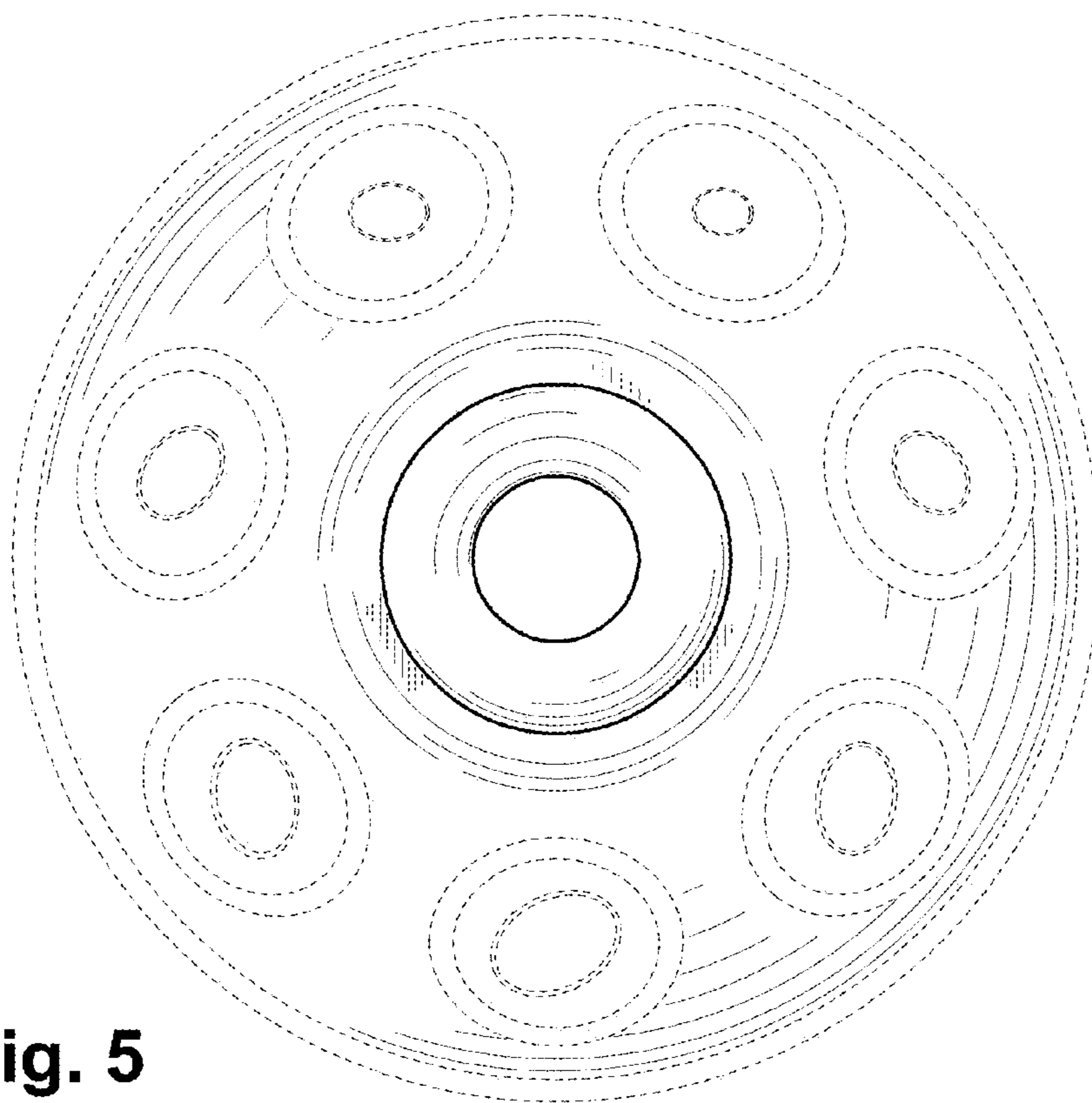


Fig. 5

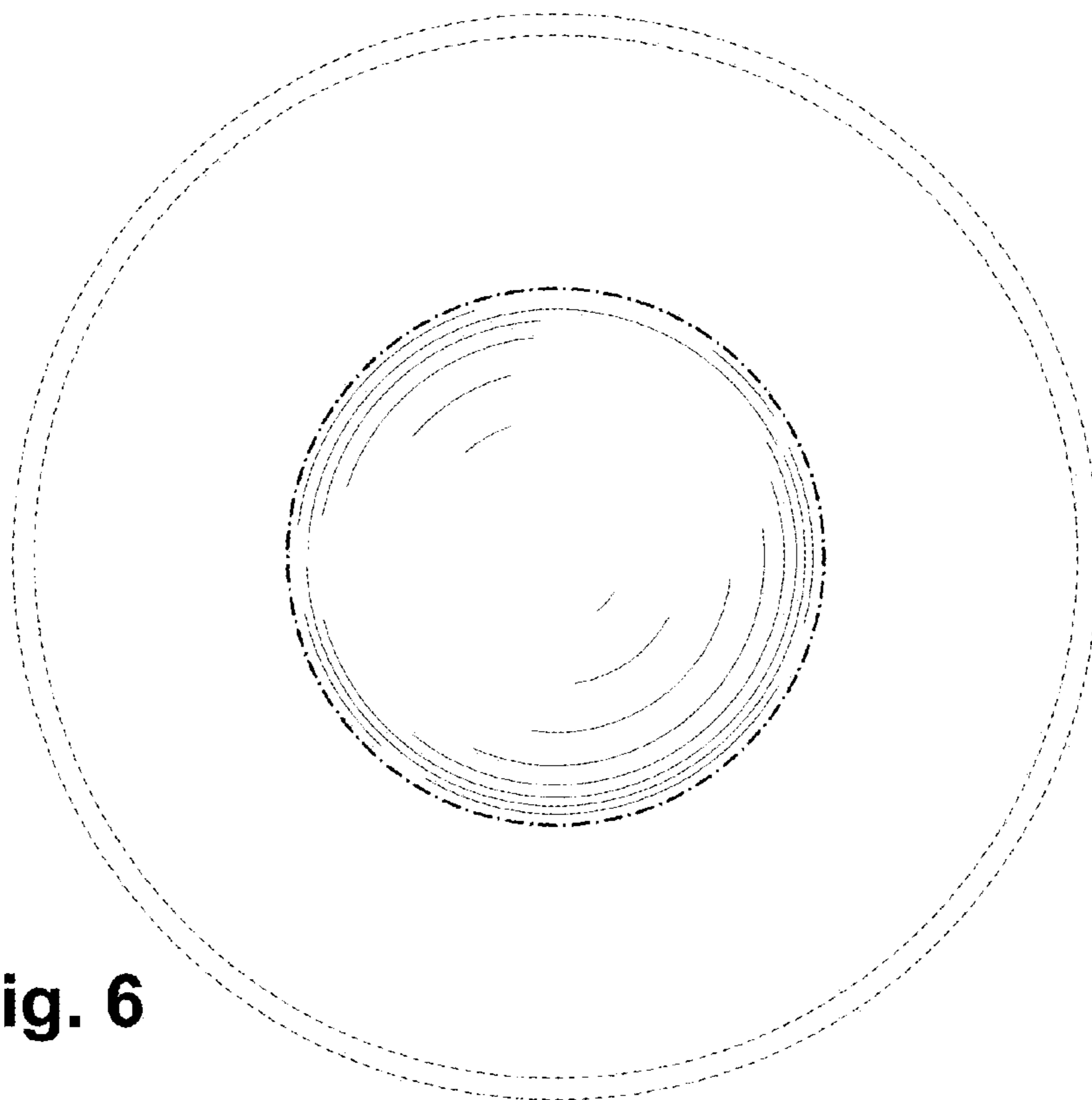


Fig. 6

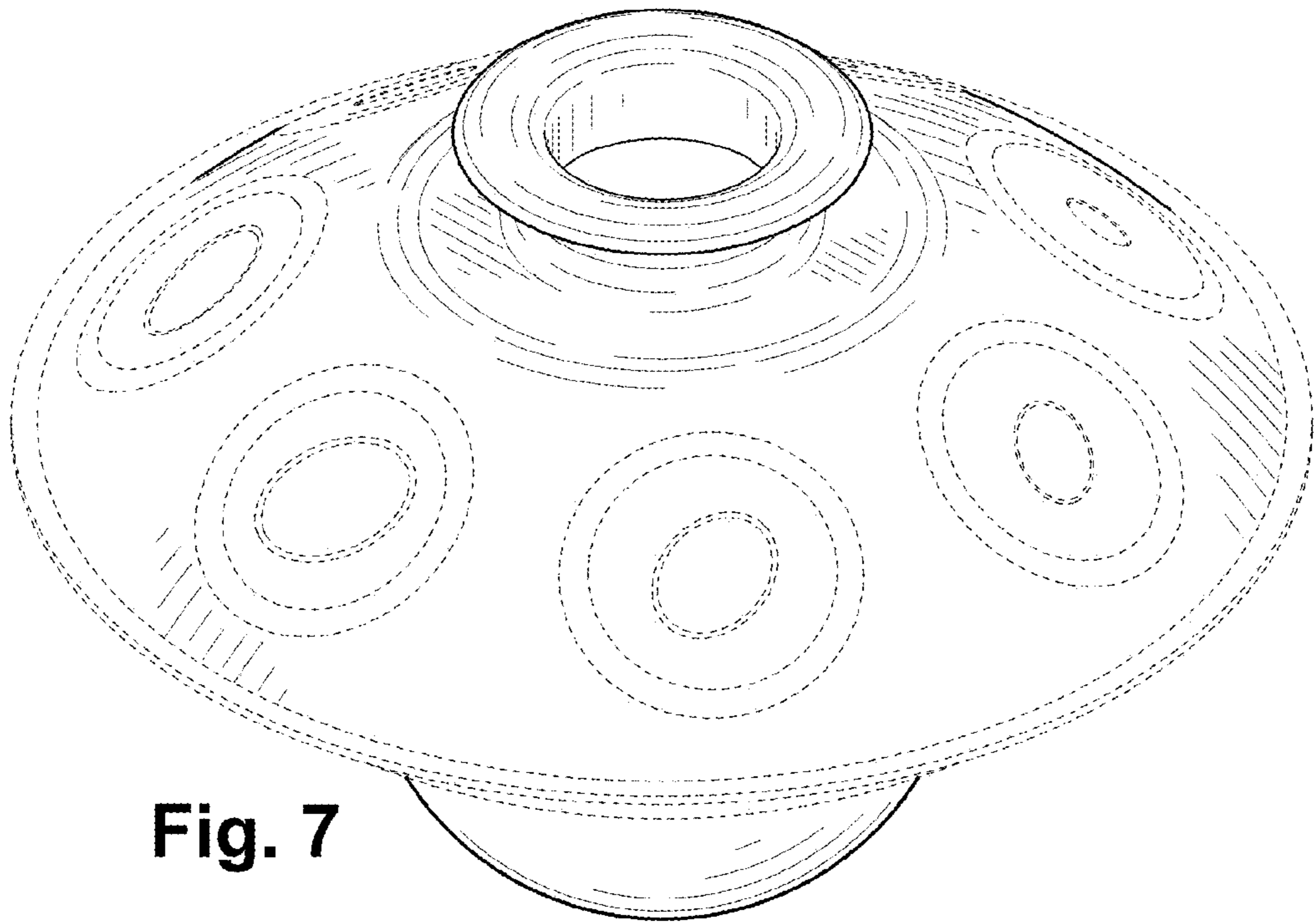


Fig. 7

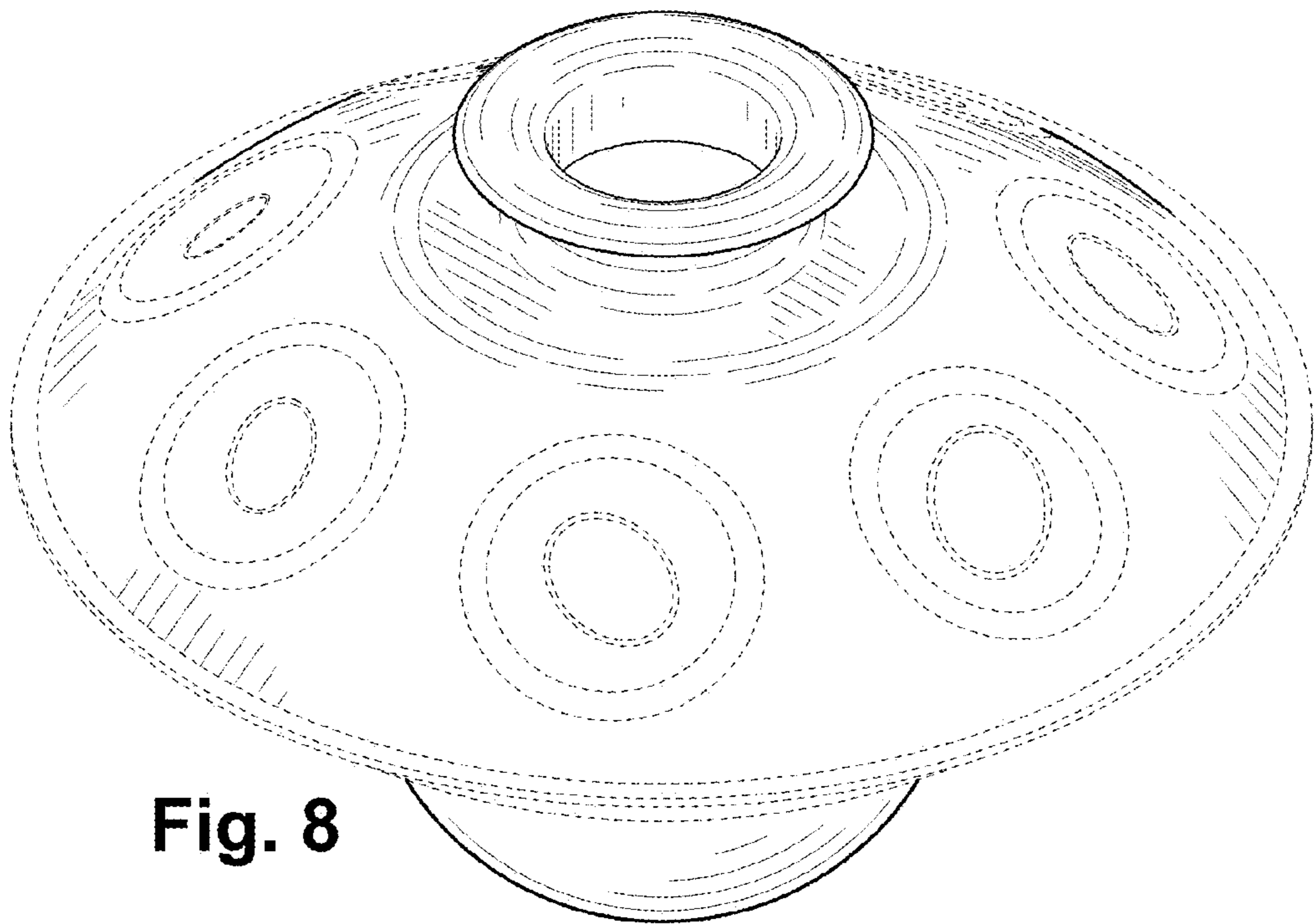


Fig. 8