

US00D737318S

(12) **United States Design Patent**  
**Folken et al.**

(10) **Patent No.:** **US D737,318 S**

(45) **Date of Patent:** **\*\* Aug. 25, 2015**

(54) **PORTION OF A DISPLAY SCREEN WITH AN ANIMATED COMPUTER GENERATED ICON**

(71) Applicant: **Caterpillar Inc.**, Peoria, IL (US)

(72) Inventors: **Keith R. Folken**, West Peoria, IL (US);  
**Matthew J. Meinhart**, Peoria, IL (US);  
**Edward M. Schroeder**, Germantown Hills, IL (US); **Erik L. Olsen**, Peoria, IL (US); **Andrew Black**, Ballycarry (GB)

(73) Assignee: **Caterpillar Inc.**, Peoria, IL (US)

(\*\*) Term: **14 Years**

(21) Appl. No.: **29/448,539**

(22) Filed: **Mar. 13, 2013**

(51) **LOC (10) Cl.** ..... **14-04**

(52) **U.S. Cl.**  
USPC ..... **D14/489**

(58) **Field of Classification Search**  
USPC ..... D14/485-495; 715/703, 715, 727, 763,  
715/773, 776, 779, 839, 810, 811, 812, 813,  
715/814, 815, 821, 825, 828, 833, 835, 836,  
715/837, 838, 840, 846, 847, 864, 963, 974,  
715/976, 977  
CPC ..... G06F 3/0482; G06F 8/34; G06F 3/04817;  
G06F 3/048  
See application file for complete search history.

(56) **References Cited**

**U.S. PATENT DOCUMENTS**

D392,632 S \* 3/1998 Spiegel ..... D14/490  
D521,019 S \* 5/2006 Ording ..... D14/489  
D637,197 S \* 5/2011 Ray et al. .... D14/486

D644,243 S \* 8/2011 Matas ..... D14/489  
D654,930 S \* 2/2012 Morrow et al. .... D14/492  
D656,951 S \* 4/2012 Weir et al. .... D14/488  
D656,952 S \* 4/2012 Weir et al. .... D14/488  
D696,266 S \* 12/2013 d'Amore et al. .... D14/485  
D696,285 S \* 12/2013 Hally ..... D14/487  
2012/0084690 A1\* 4/2012 Sirpal et al. .... 715/769  
2013/0086492 A1\* 4/2013 Sirpal et al. .... 715/761  
2013/0132887 A1\* 5/2013 Amin et al. .... 715/781  
2013/0332827 A1\* 12/2013 Smith ..... 715/702

\* cited by examiner

*Primary Examiner* — Angela J Lee

(74) *Attorney, Agent, or Firm* — Finnegan, Henderson, Farabow, Garrett & Dunner, LLP

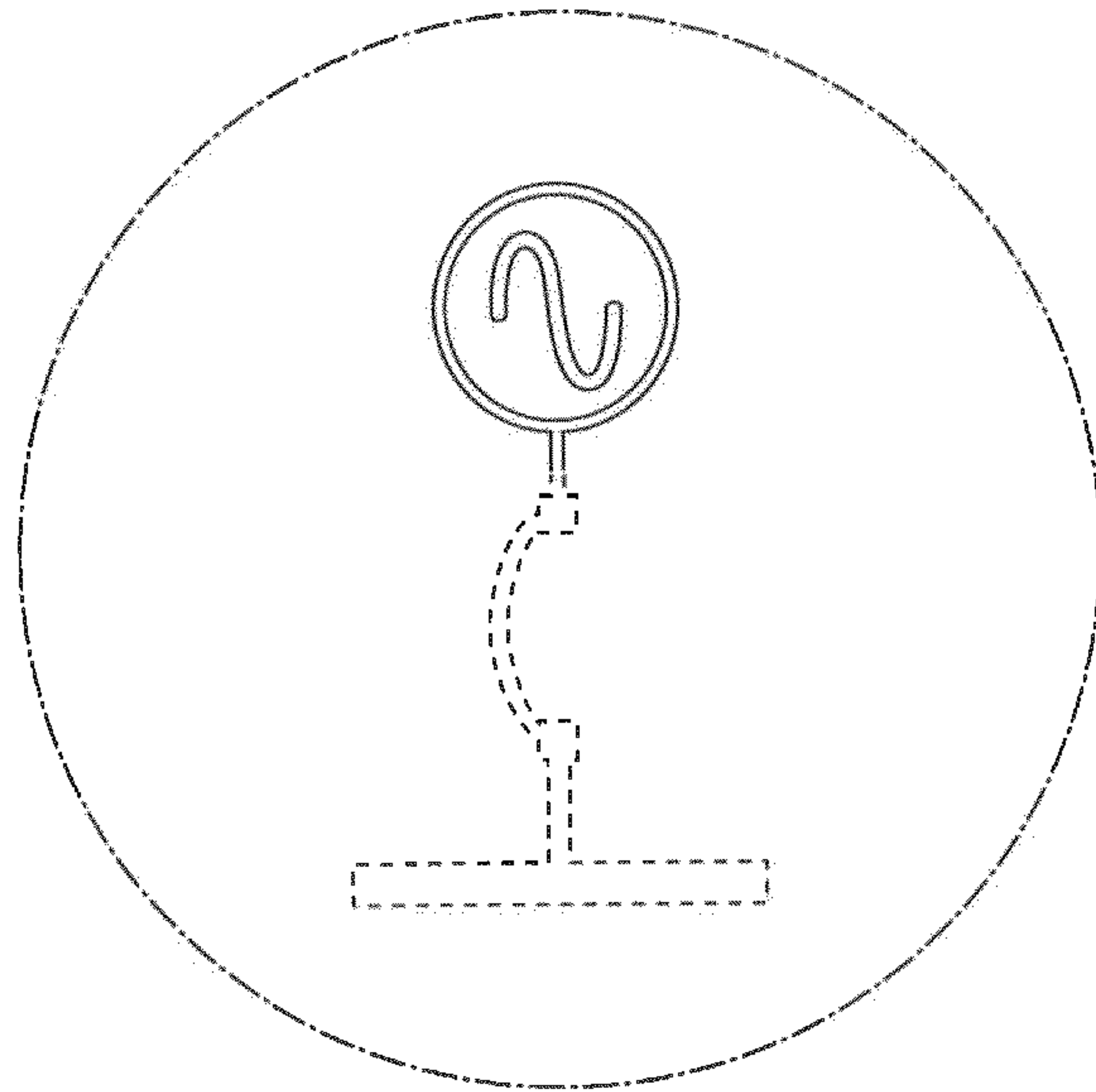
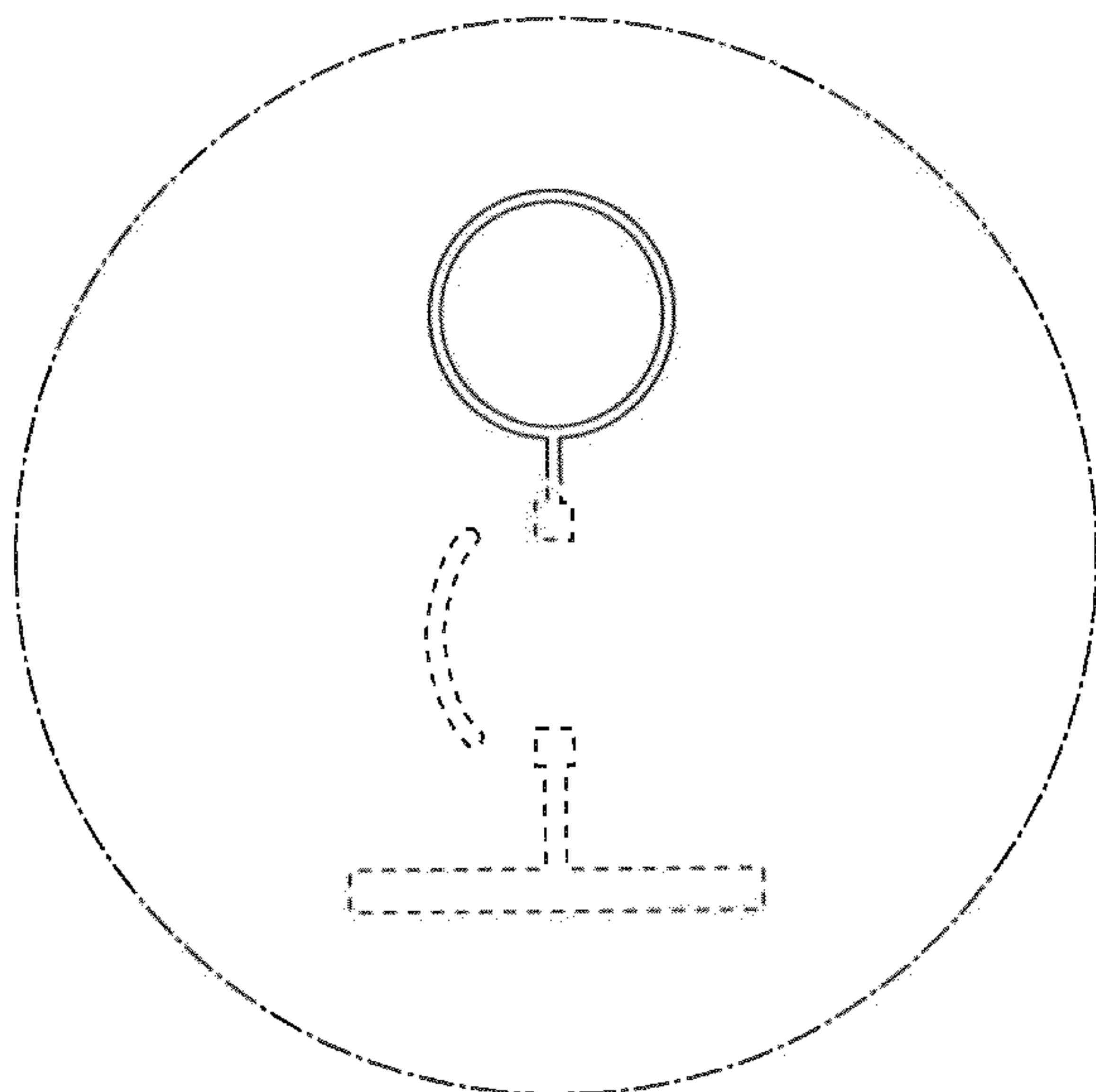
(57) **CLAIM**

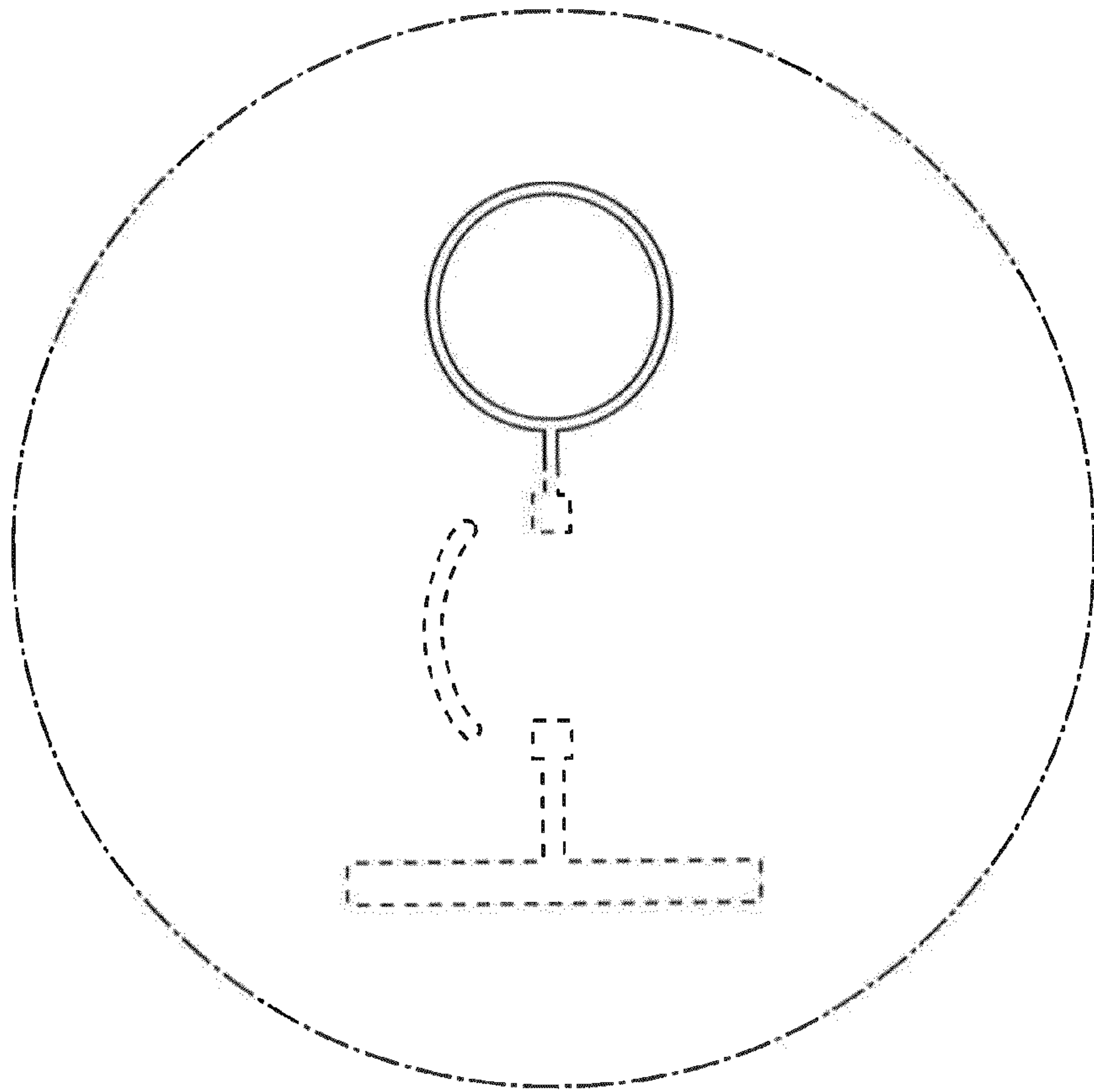
The ornamental design for a portion of a display screen with an animated computer generated icon, as shown and described.

**DESCRIPTION**

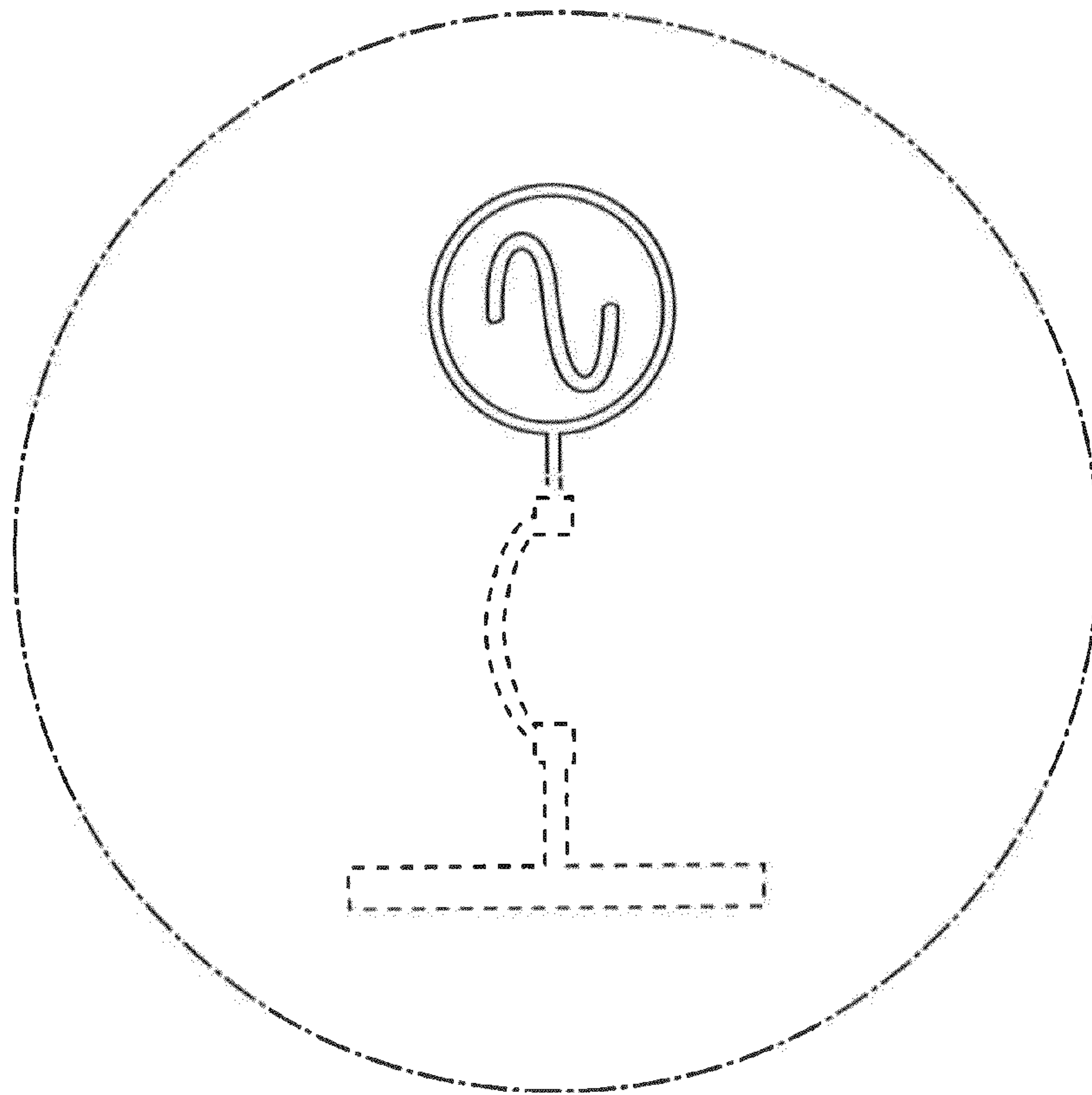
FIG. 1 is a front view of a first embodiment of a first image of a portion of a display screen with an animated computer generated icon showing our new design;  
FIG. 2 is a front view of a second image thereof;  
FIG. 3 is a front view of a second embodiment of a first image of a portion of a display screen with an animated computer generated icon showing our new design; and,  
FIG. 4 is a front view of a second image thereof.  
The appearance of the image transitions between the images shown in FIGS. 1-2 and 3-4, respectively. The process or period in which an image transitions to another forms no part of the claimed design. The broken lines shown in the drawings illustrate portions of the icon and symbols and a display screen that form no part of the claimed design.

**1 Claim, 4 Drawing Sheets**

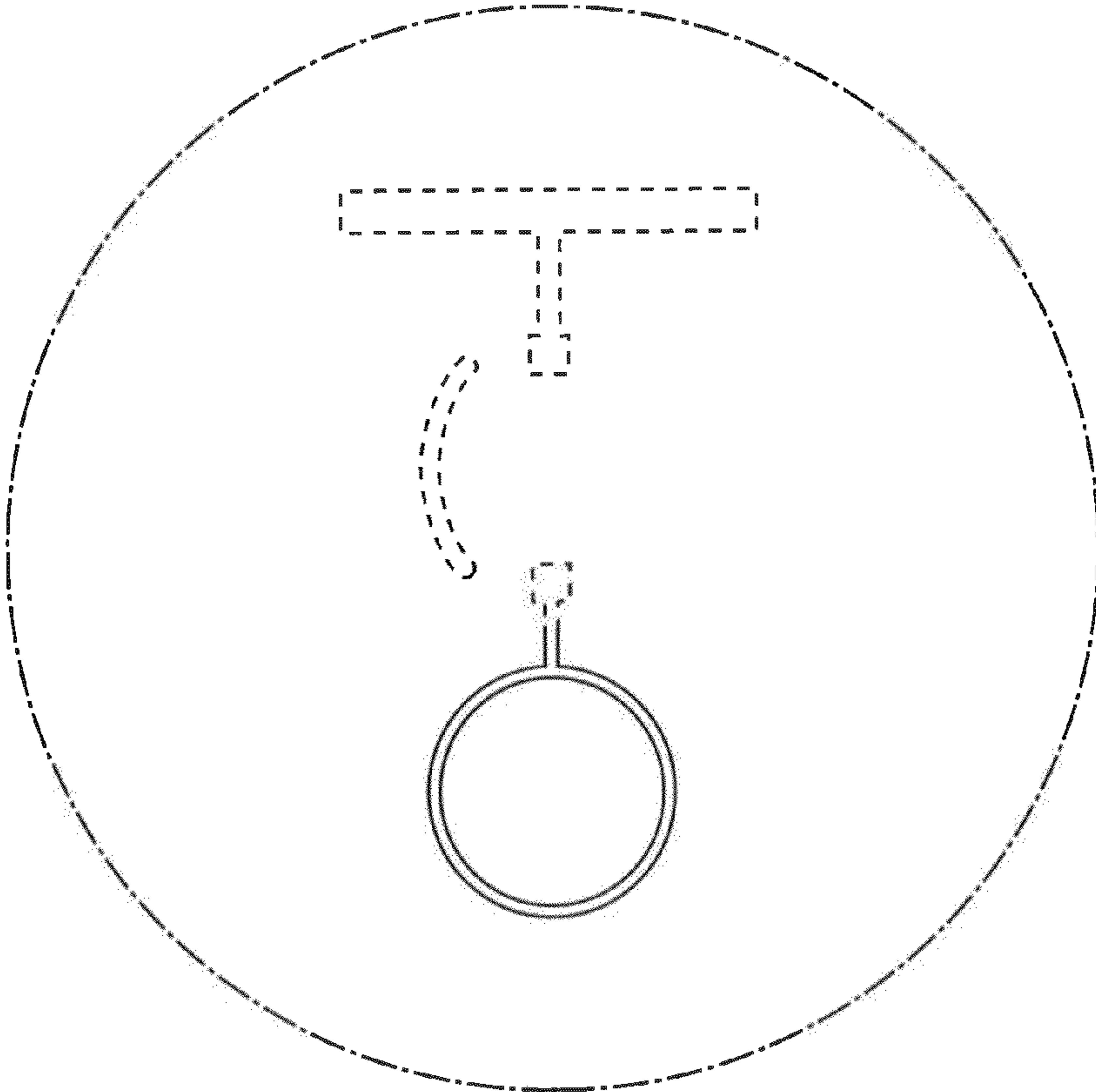




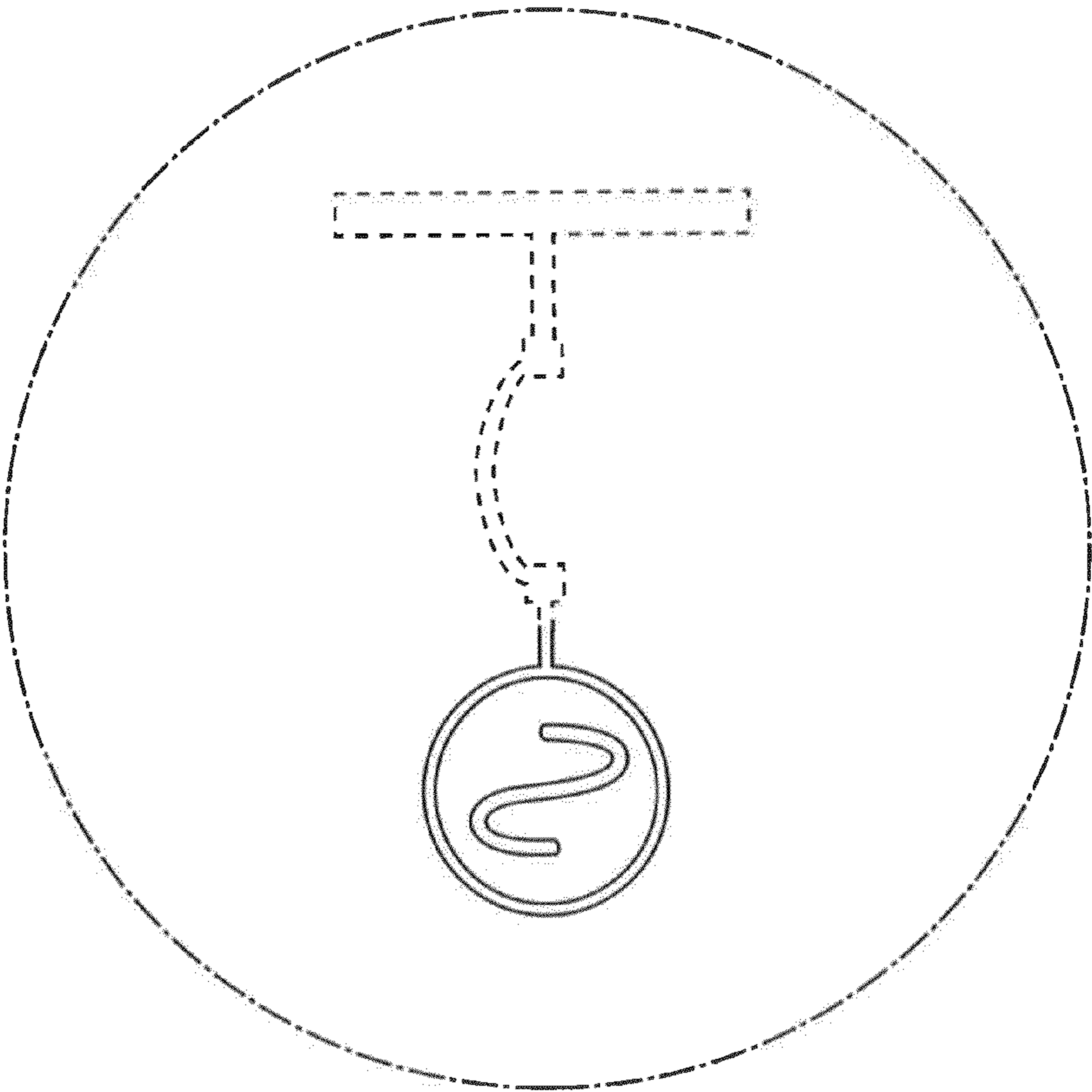
**FIG. 1**



**FIG. 2**



**FIG. 3**



**FIG. 4**