



US00D737281S

(12) **United States Design Patent**
Rosenberg et al.

(10) **Patent No.:** **US D737,281 S**

(45) **Date of Patent:** **** Aug. 25, 2015**

(54) **DISPLAY PANEL OR PORTION THEREOF WITH A CHANGEABLE GRAPHICAL USER INTERFACE COMPONENT**

(71) Applicant: **Google Inc.**, Mountain View, CA (US)

(72) Inventors: **Greg Rosenberg**, San Mateo, CA (US);
William Wayne Woodworth, San Francisco, CA (US)

(73) Assignee: **GOOGLE INC.**, Mountain View, CA (US)

(**) Term: **14 Years**

(21) Appl. No.: **29/455,740**

(22) Filed: **May 23, 2013**

(51) **LOC (10) Cl.** **14-04**

(52) **U.S. Cl.**
USPC **D14/485**

(58) **Field of Classification Search**
USPC D14/485-488, 489, 490, 492; 715/861
CPC G06F 3/04842; G06F 3/0482; G06F 3/04817
See application file for complete search history.

(56) **References Cited**

U.S. PATENT DOCUMENTS

5,923,327	A *	7/1999	Smith et al.	715/784
5,957,559	A *	9/1999	Rueb et al.	353/28
D689,884	S *	9/2013	Holz et al.	D14/485
2005/0122315	A1 *	6/2005	Chalk et al.	345/173
2005/0131856	A1 *	6/2005	O'Dea 707/1	
2011/0167058	A1 *	7/2011	van Os 707/722	
2011/0291985	A1 *	12/2011	Wakako et al.	345/174
2012/0226979	A1 *	9/2012	Harberts et al.	715/702
2013/0027736	A1 *	1/2013	Kittaka 358/1.14	
2013/0235271	A1 *	9/2013	Kasuga et al.	348/569
2014/0189597	A1 *	7/2014	Kang 715/835	
2014/0215340	A1 *	7/2014	Shetty et al.	715/727
2014/0304730	A1 *	10/2014	Lettau et al.	725/32
2014/0359505	A1 *	12/2014	Cisler et al.	715/769

* cited by examiner

Primary Examiner — Sheryl Lane

Assistant Examiner — Nicole Shiflet

(74) *Attorney, Agent, or Firm* — Leason Ellis LLP

(57) **CLAIM**

The ornamental design for a display panel or portion thereof with a changeable graphical user interface component, as shown and described.

DESCRIPTION

FIG. 1 is a front view of a display panel or portion thereof with a changeable graphical user interface (“UI”) component, comprising a first image in a sequence;

FIG. 2 is a front view of a second image included in the sequence;

FIG. 3 is a front view of a third image included in the sequence;

FIG. 4 is a front view of a fourth image included in the sequence;

FIG. 5 is a front view of a fifth image included in the sequence;

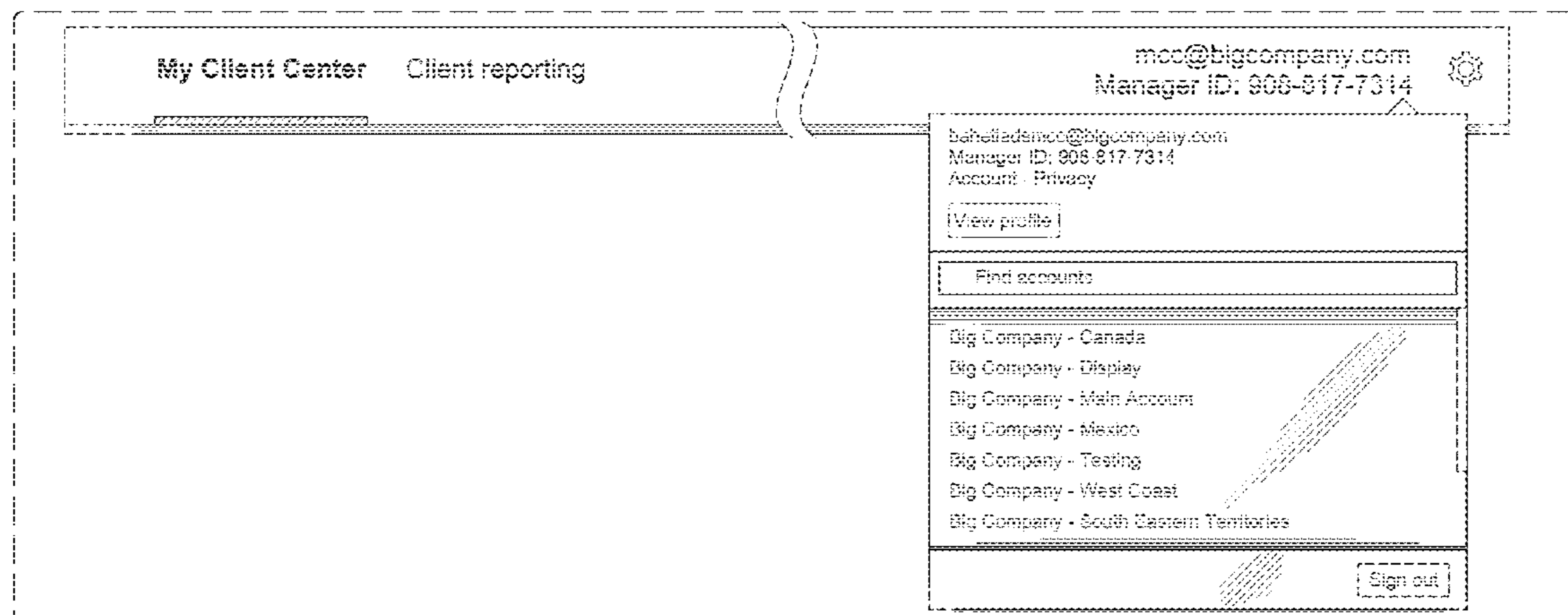
FIG. 6 is an enlarged front view of the left side of FIG. 1, up to the curved broken-away line to show details at a larger scale; and,

FIG. 7 is an enlarged front view of the left side of FIG. 3, up to the curved broken-away line to show details at a larger scale.

The subject matter in this patent includes a process or period during which a computer icon image changes into another image. This process or period in which one computer icon image transitions into another forms no part of the claimed design.

The curved broken-away lines indicate break lines and the appearance of any portion of the article between the break lines forms no part of the claimed design. The large broken lines surrounding the user interface in the figure drawings represent portions of a display panel and form no part of the claimed design. The small broken lines represent portions of the user interface and form no part of the claimed design.

1 Claim, 3 Drawing Sheets



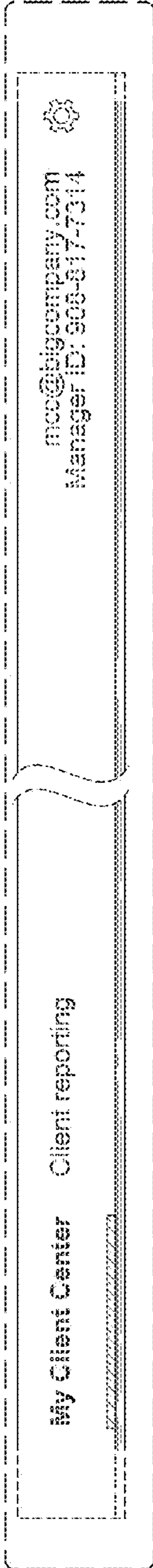


Fig. 1

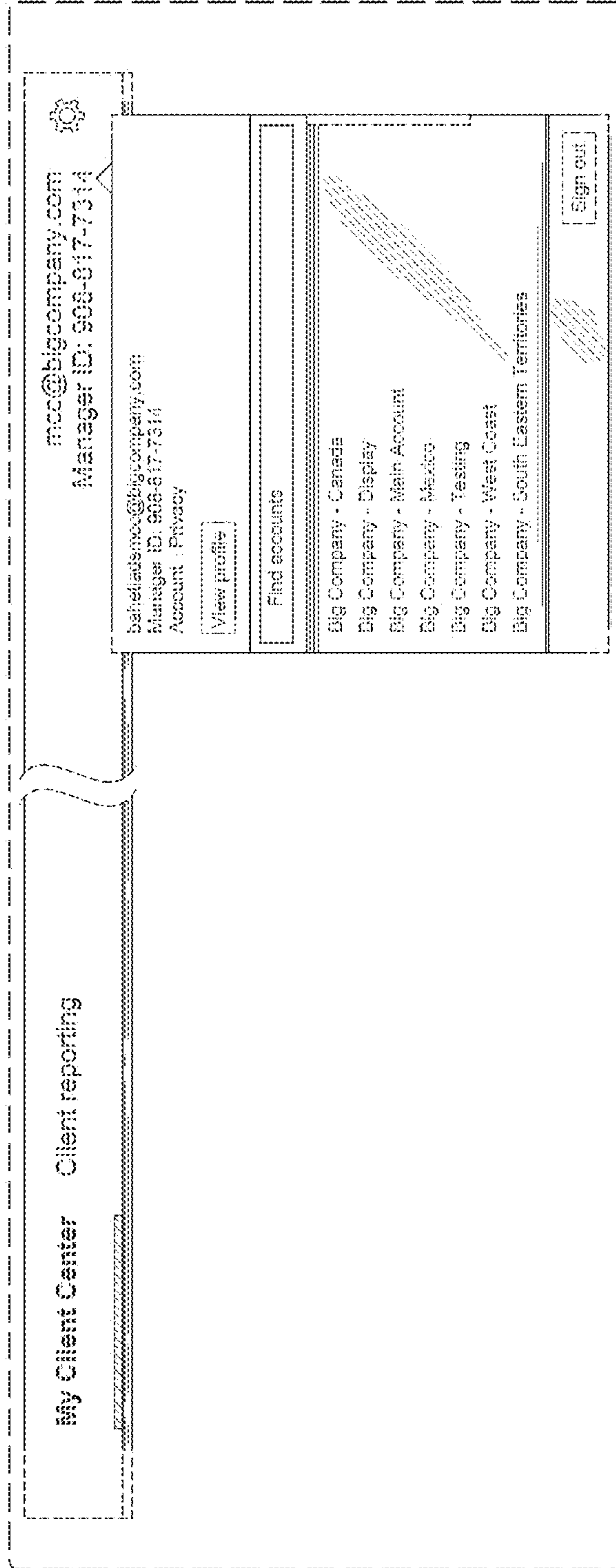


Fig. 2

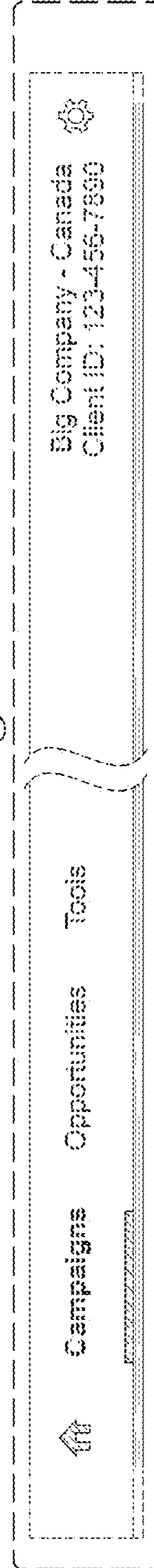


Fig. 3

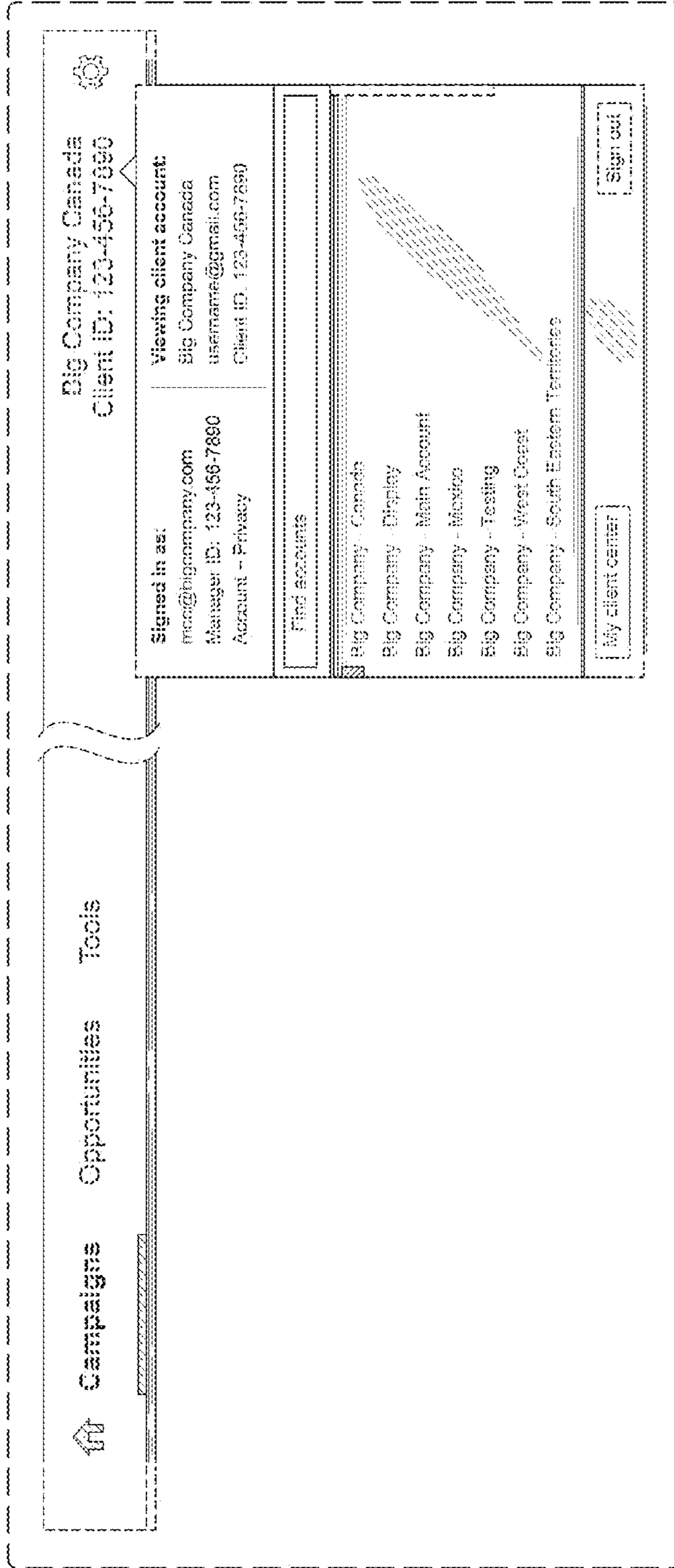


Fig. 4

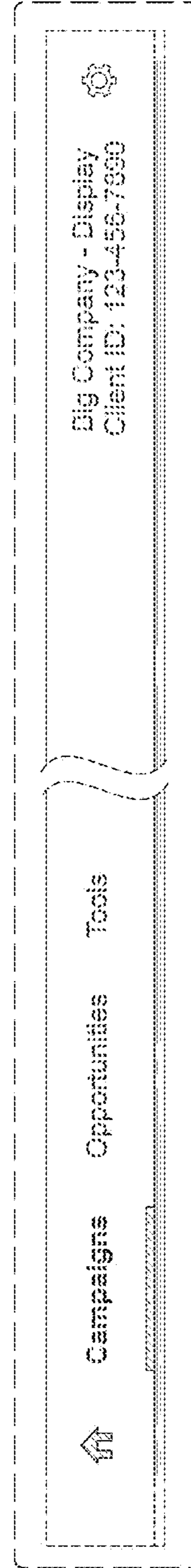


Fig. 5

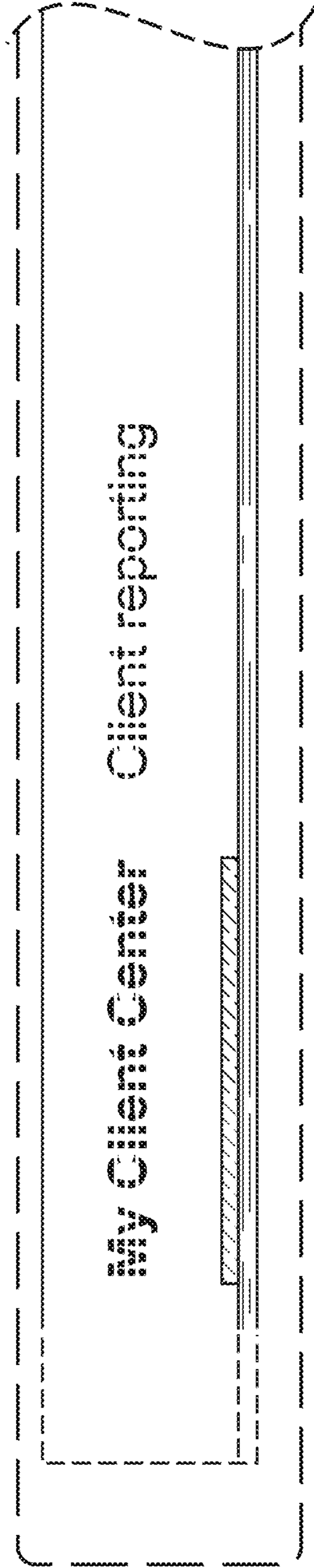


Fig. 6

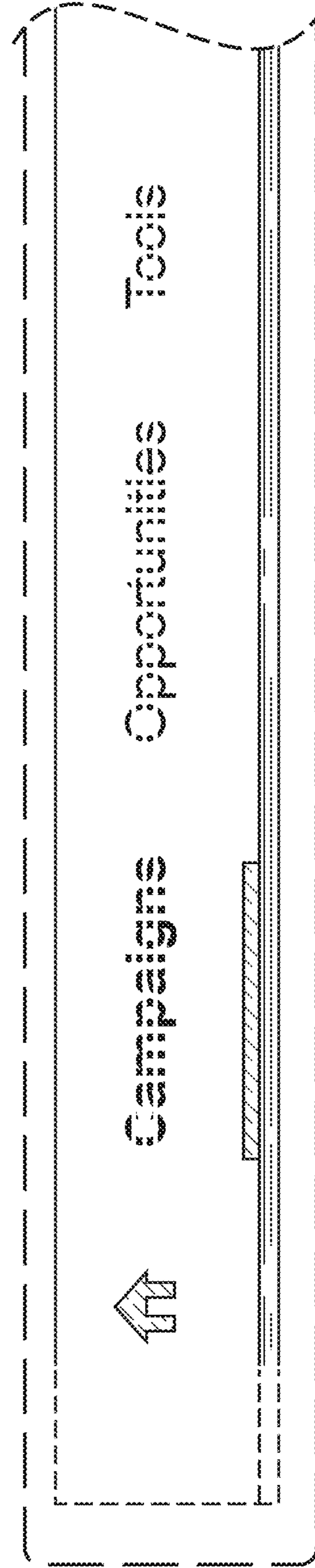


Fig. 7