



US00D737270S

(12) **United States Design Patent**
Young

(10) **Patent No.:** **US D737,270 S**
(45) **Date of Patent:** **** Aug. 25, 2015**

(54) **TABLET COMPUTER**

(71) Applicant: **Samsung Electronics Co., Ltd.**,
Suwon-Si, Gyeonggi-Do (KR)

(72) Inventor: **Seoc Ho Young**, Yongin-si (KR)

(73) Assignee: **Samsung Electronics Co., Ltd.**,
Gyeonggi-do (KR)

(**) Term: **14 Years**

(21) Appl. No.: **29/454,986**

(22) Filed: **May 16, 2013**

(30) **Foreign Application Priority Data**

Nov. 19, 2012 (KR) 30-2012-0055103

(51) **LOC (10) Cl.** **14-02**

(52) **U.S. Cl.**
USPC **D14/341**

(58) **Field of Classification Search**

USPC D14/341-347, 137, 138 R, 138 AA,
D14/138 C, 138 G, 496, 203.1, 203.3, 203.4,
D14/203.7, 129, 130, 147, 218, 247, 248,
D14/250, 374, 385, 388, 389, 315-318, 420,
D14/426, 439; D10/65, 104.1; D21/324,
D21/329, 330, 332; 455/556.1, 556.2, 566,
455/575.1, 90.3; 379/433.04, 433.01,
379/433.06, 916; 345/173, 901, 905;
361/679.26, 679.27, 679.3, 679.55,
361/679.56; D6/308, 310; 463/37;
248/917-924; 348/376; D19/26, 59-60
CPC . A63H 3/3016; G06F 1/1613; H04M 1/0202;
H04M 1/0279; H04M 1/0281; H04M 1/0283
See application file for complete search history.

(56) **References Cited**

U.S. PATENT DOCUMENTS

D600,695 S * 9/2009 Niitsu et al. D14/371
D605,647 S * 12/2009 Chern et al. D14/336

D617,793 S * 6/2010 Chiang et al. D14/341
D619,134 S * 7/2010 Tsai et al. D14/371
D620,463 S * 7/2010 Li et al. D14/126
D622,240 S * 8/2010 Liu et al. D14/126
D634,316 S * 3/2011 Van Den
Nieuwenhuizen D14/336
D641,749 S * 7/2011 Leung et al. D14/336
D669,470 S * 10/2012 Zha et al. D14/341
D671,939 S * 12/2012 Chung D14/374
D671,940 S * 12/2012 Kim D14/374
D673,561 S * 1/2013 Hyun et al. D14/341
D675,203 S * 1/2013 Yang D14/341
D676,443 S * 2/2013 Canizares et al. D14/341
D678,875 S * 3/2013 Chen D14/341
8,400,767 B2 * 3/2013 Yeom et al. 361/679.59
D684,970 S * 6/2013 Zhang D14/341
D685,778 S * 7/2013 Fahrendorff et al. D14/250
D697,064 S * 1/2014 Chen D14/336

(Continued)

Primary Examiner — Barbara Fox

Assistant Examiner — Dana K Weiland

(74) *Attorney, Agent, or Firm* — Harness, Dickey & Pierce

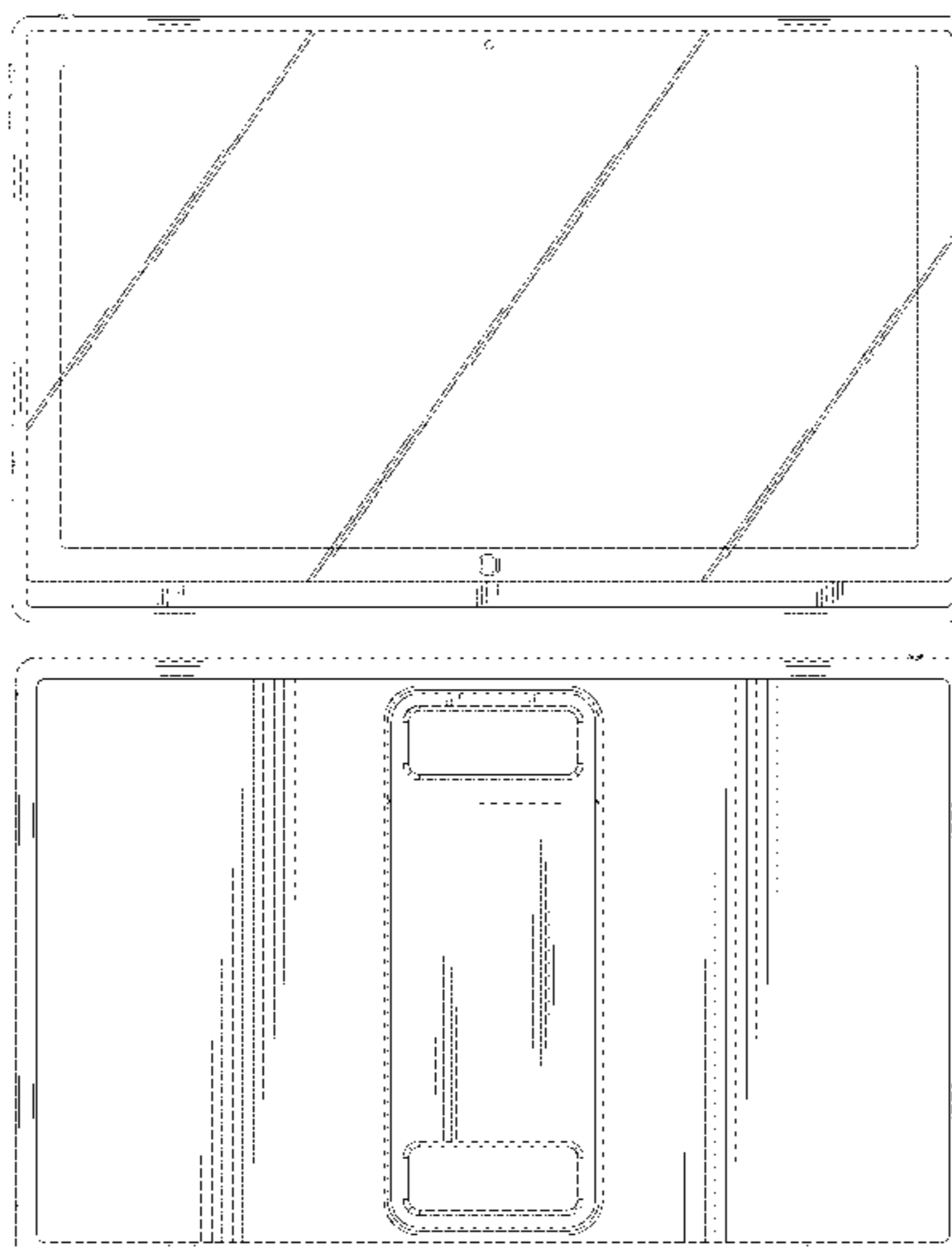
(57) **CLAIM**

The ornamental design for a tablet computer, as shown and described.

DESCRIPTION

FIG. 1 is a front/right-side/top perspective view of a tablet computer showing my new design;
FIG. 2 is a front elevational view thereof;
FIG. 3 is a rear elevational view thereof;
FIG. 4 is a left-side elevational view thereof;
FIG. 5 is a right-side elevational view thereof;
FIG. 6 is a top-side plan view thereof;
FIG. 7 is a bottom-side plan view thereof;
FIG. 8 is a rear/right-side/top perspective view thereof; and,
FIG. 9 is a right-side view thereof showing the tablet computer with two stands in an extended position.
The broken lines shown in the drawings represent portions of the tablet computer that form no part of the claimed design.

1 Claim, 9 Drawing Sheets



(56)

References Cited

U.S. PATENT DOCUMENTS

D701,862 S * 4/2014 Lee et al. D14/420
D711,371 S * 8/2014 Chen et al. D14/341

D714,784 S * 10/2014 Park D14/341
D719,152 S * 12/2014 Ahn et al. D14/345
2014/0153176 A1* 6/2014 Ashcraft et al. 361/679.21

* cited by examiner

FIG. 1

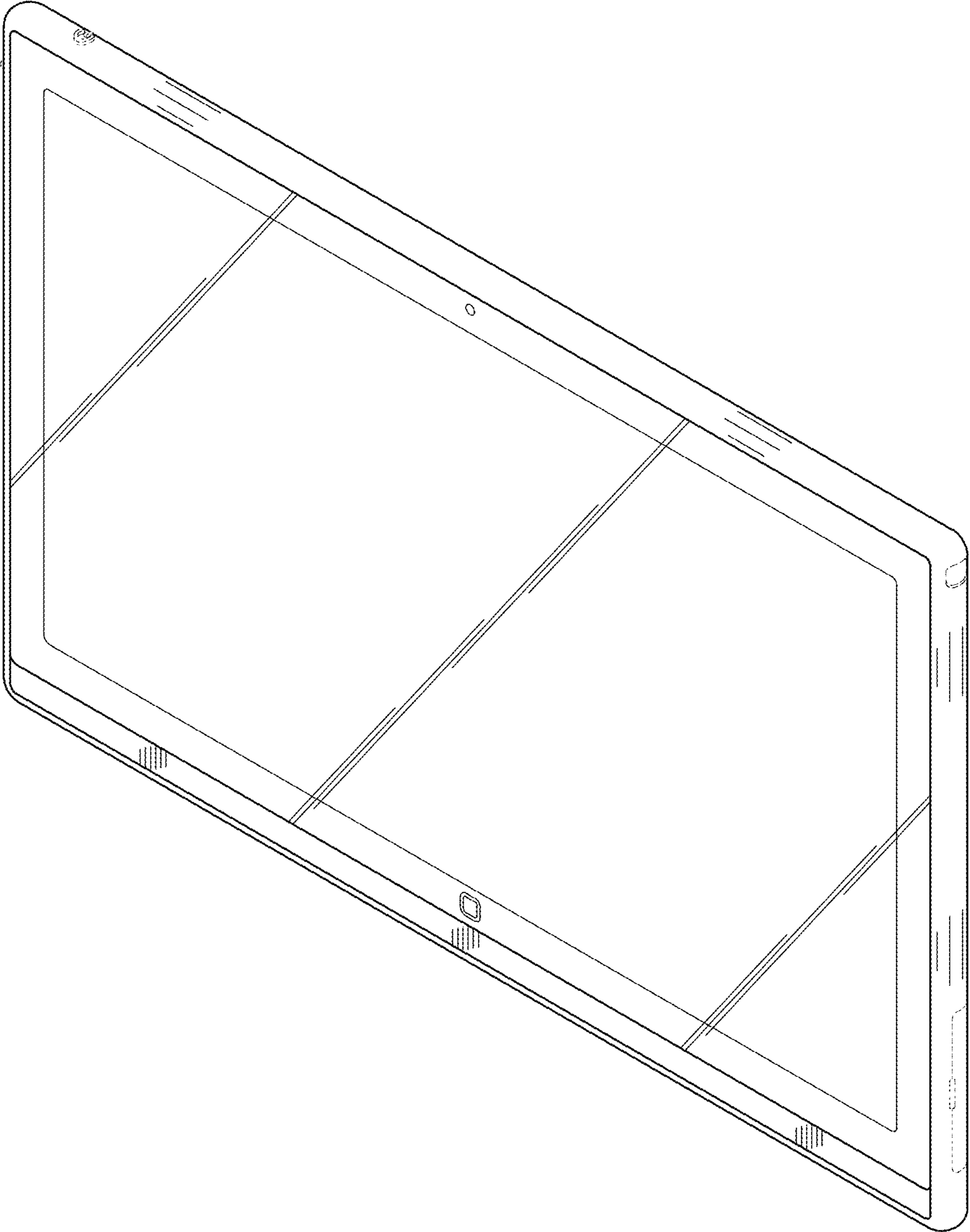


FIG.2

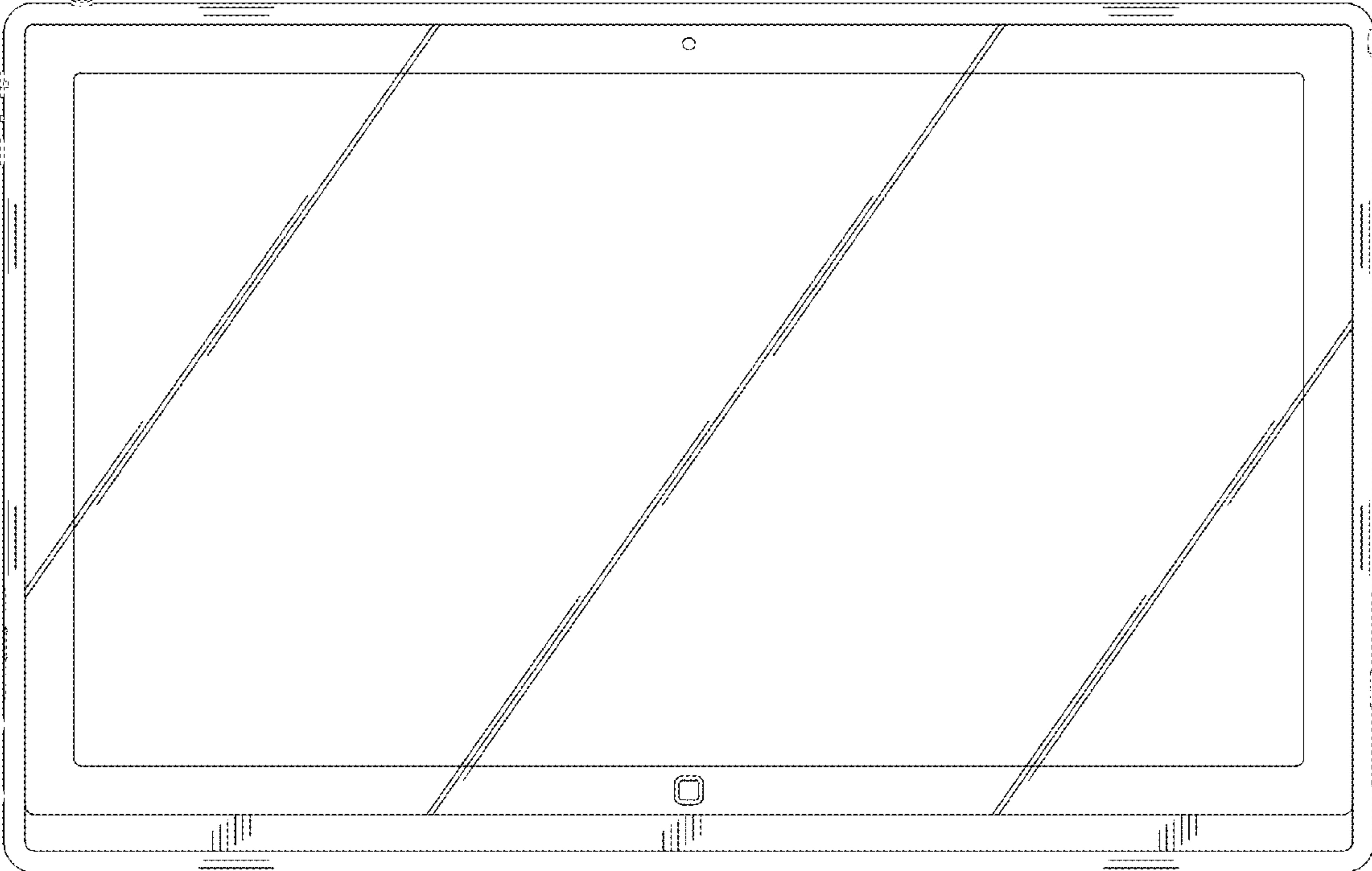


FIG.3

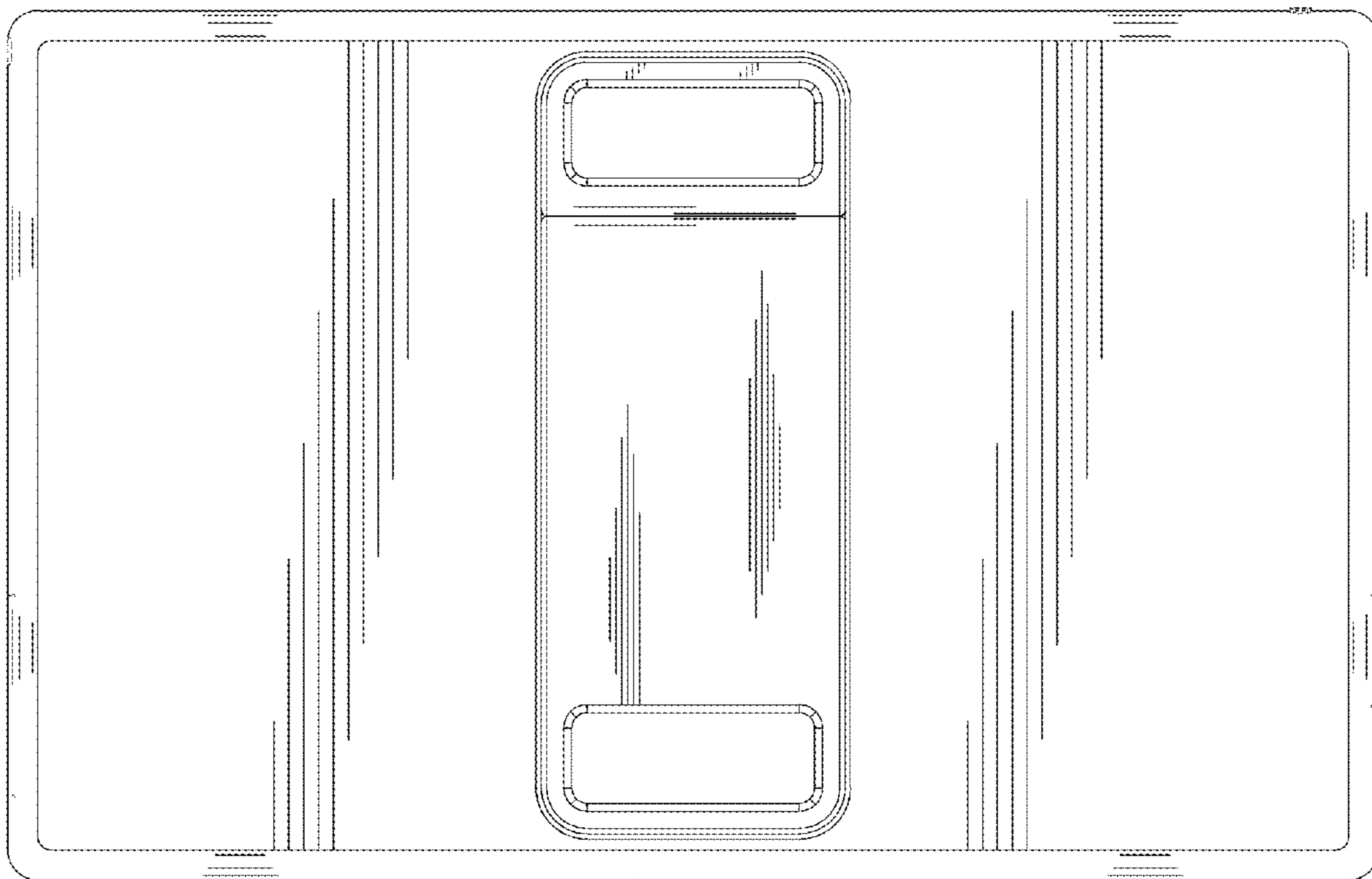


FIG.4




FIG.5



FIG. 6



FIG.7

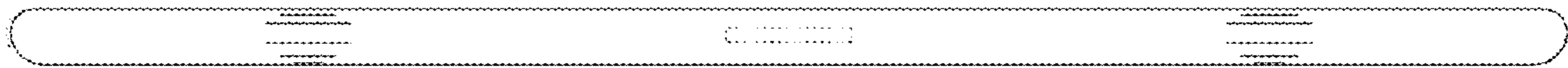


FIG.8

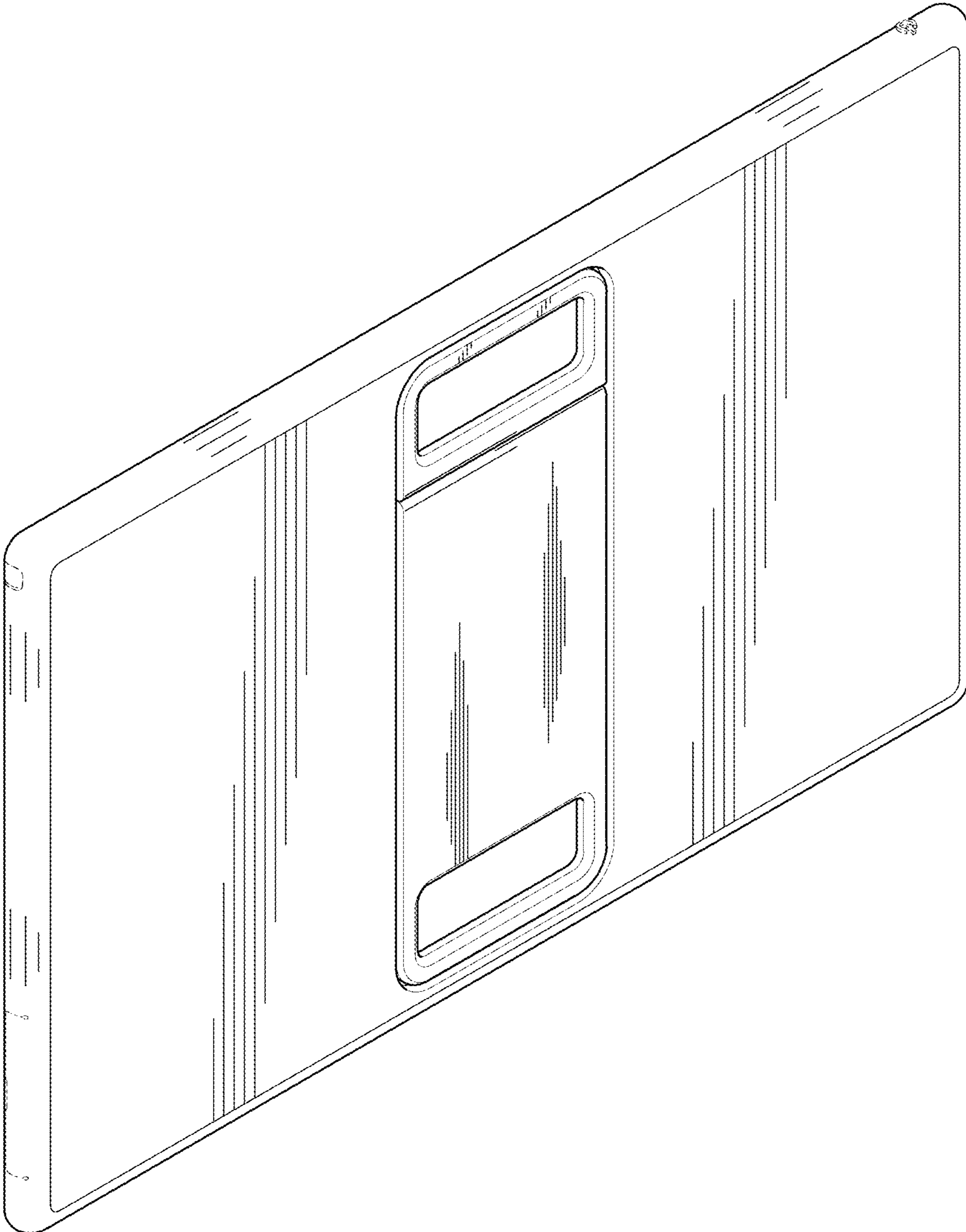


FIG. 9

