

US00D737240S

(12) **United States Design Patent**  
**Hinkel**

(10) **Patent No.:** **US D737,240 S**

(45) **Date of Patent:** **\*\* Aug. 25, 2015**

(54) **INTERCOM SYSTEM**

(71) Applicant: **MOBOTIX AG**, Winnweiler (DE)

(72) Inventor: **Ralf Hinkel**, Horingen (DE)

(73) Assignee: **MOBOTIX AG**, Winnweiler (DE)

(\*\*) Term: **14 Years**

(21) Appl. No.: **29/496,724**

(22) Filed: **Jul. 16, 2014**

**Related U.S. Application Data**

(62) Division of application No. 29/396,278, filed on Jun. 28, 2011, now Pat. No. Des. 728,509.

(30) **Foreign Application Priority Data**

Dec. 28, 2010 (DE) ..... 40 2010 006 902  
Mar. 30, 2011 (DE) ..... 40 2011 001 804

(51) **LOC (10) Cl.** ..... **14-03**

(52) **U.S. Cl.**  
USPC ..... **D14/159**

(58) **Field of Classification Search**

USPC ..... D14/167, 154, 168, 188, 496, 156, 160,  
D14/161, 162, 163, 164, 165, 158, 253, 192,  
D14/159, 155, 138 AB, 137, 104.1; 455/351,  
455/350, 353; D10/104, 106, 65, 78;  
340/573.4, 573.1

CPC ..... G08B 13/1672; G08B 13/19645;  
G08B 25/006; H04M 11/04

See application file for complete search history.

(56) **References Cited**

**U.S. PATENT DOCUMENTS**

D289,759 S 5/1987 Koob  
D313,594 S 1/1991 Morooka

D313,595 S 1/1991 Morooka  
D321,686 S 11/1991 Plozner  
D466,882 S \* 12/2002 Matsui et al. .... D14/159  
D480,702 S \* 10/2003 Yoshida et al. .... D14/159  
D491,551 S 6/2004 Matsui et al.  
D505,127 S 5/2005 Yoshida et al.  
D513,744 S 1/2006 Senda et al.  
D519,100 S 4/2006 Shioya et al.  
D525,963 S \* 8/2006 Yukikado et al. .... D14/159  
D569,819 S 5/2008 Rinaldi et al.  
D575,764 S \* 8/2008 Nakashima ..... D14/159  
D595,260 S \* 6/2009 Takahata ..... D14/159  
D618,659 S 6/2010 Su  
D624,522 S \* 9/2010 Takahata et al. .... D14/159  
D660,819 S \* 5/2012 Chen et al. .... D14/159  
D666,988 S \* 9/2012 Meurer ..... D14/159  
D709,854 S \* 7/2014 Pan ..... D14/167  
D722,301 S \* 2/2015 Crippa ..... D14/159

\* cited by examiner

*Primary Examiner* — Austin Murphy

(74) *Attorney, Agent, or Firm* — Oblon, McClelland, Maier & Neustadt, L.L.P.

(57) **CLAIM**

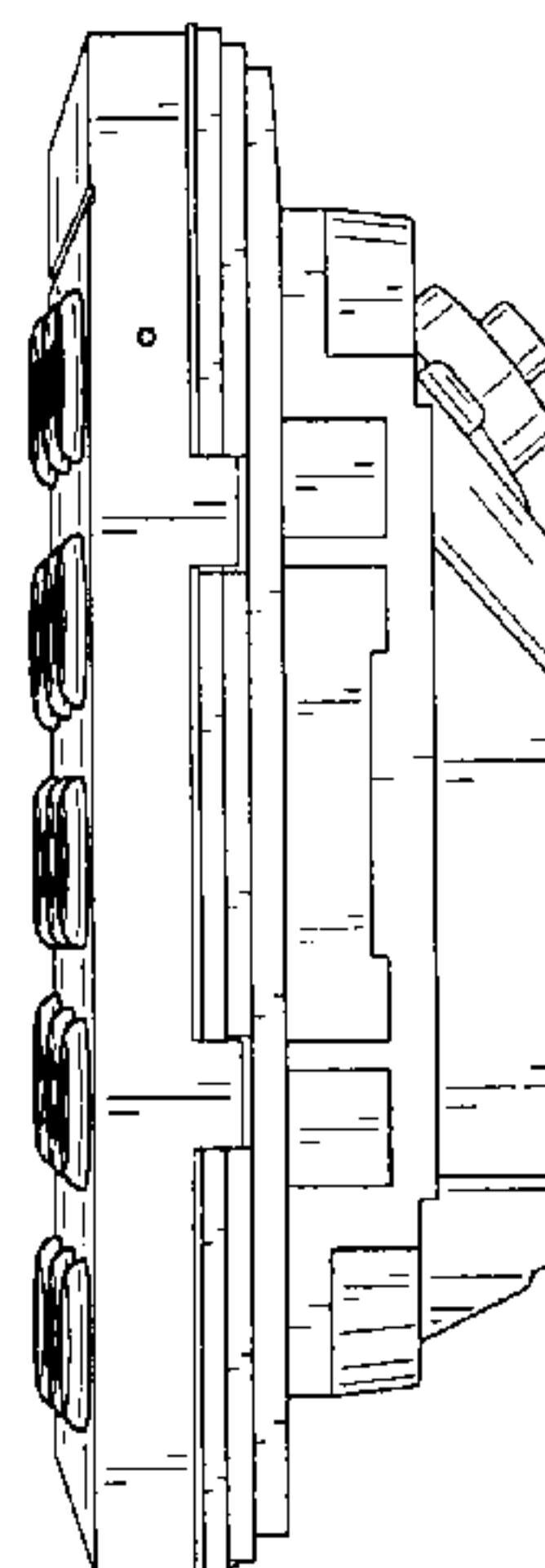
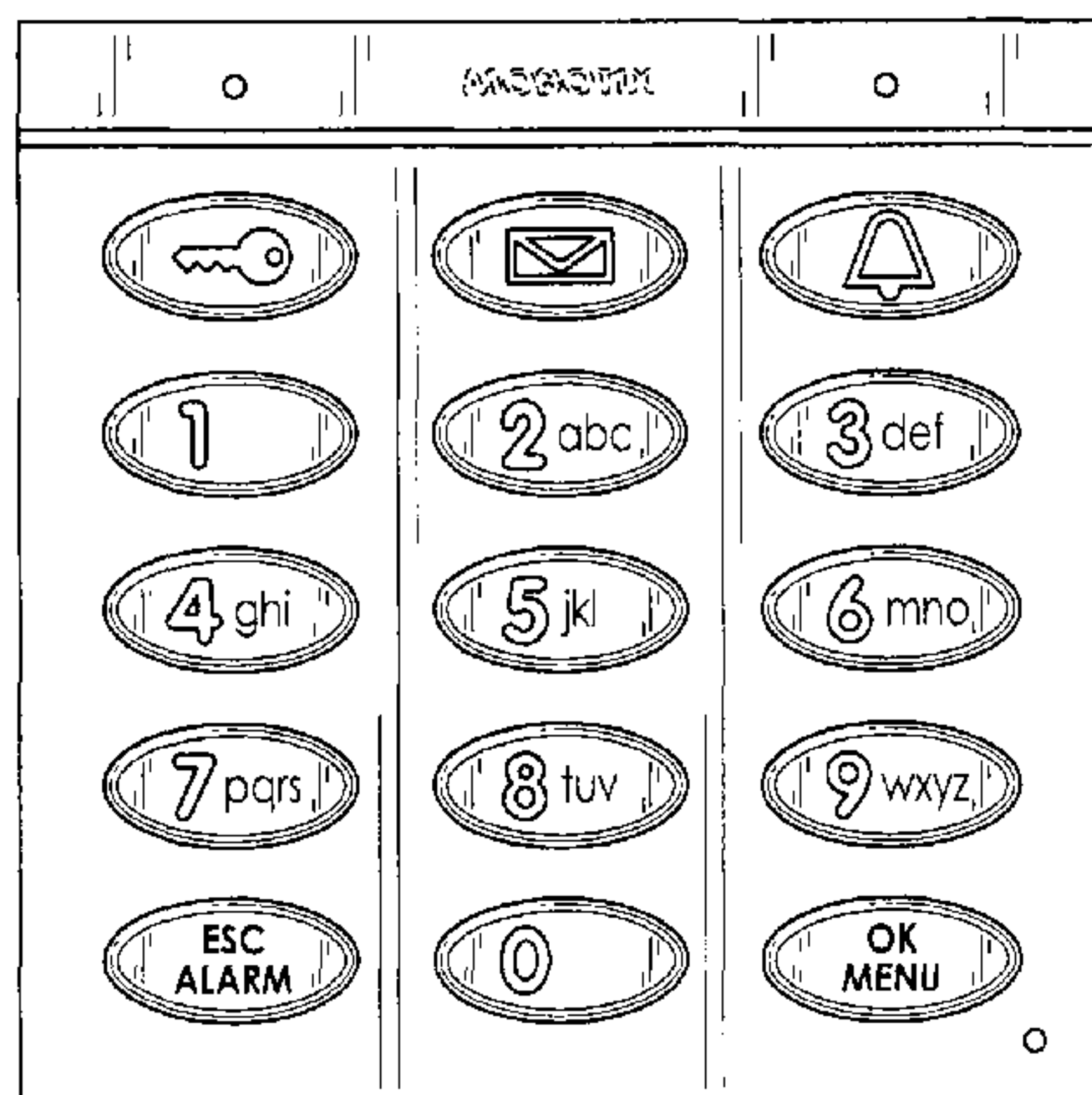
The ornamental design for an intercom system, as shown and described.

**DESCRIPTION**

FIG. 1 is a front elevational view of an intercom system according to an embodiment of the invention; FIG. 2 is a right side elevational view thereof; FIG. 3 is a left side elevational view thereof; FIG. 4 is a top view thereof; FIG. 5 is a bottom view thereof; and, FIG. 6 is a rear elevational view thereof.

Any dashed lines in the drawings depict environment and/or disclaimed subject matter and form no part of the claimed design.

**1 Claim, 6 Drawing Sheets**



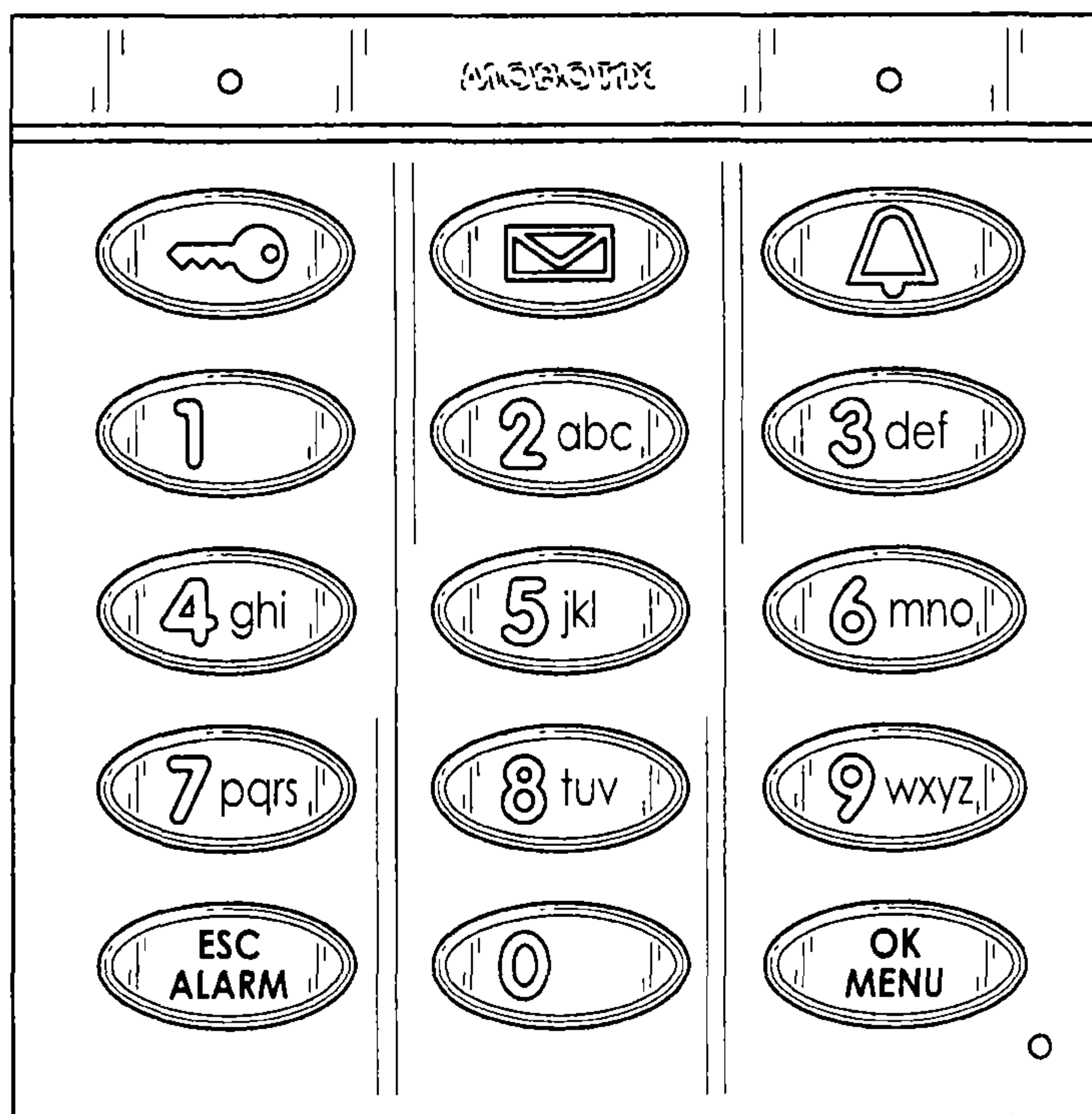


FIG. 1

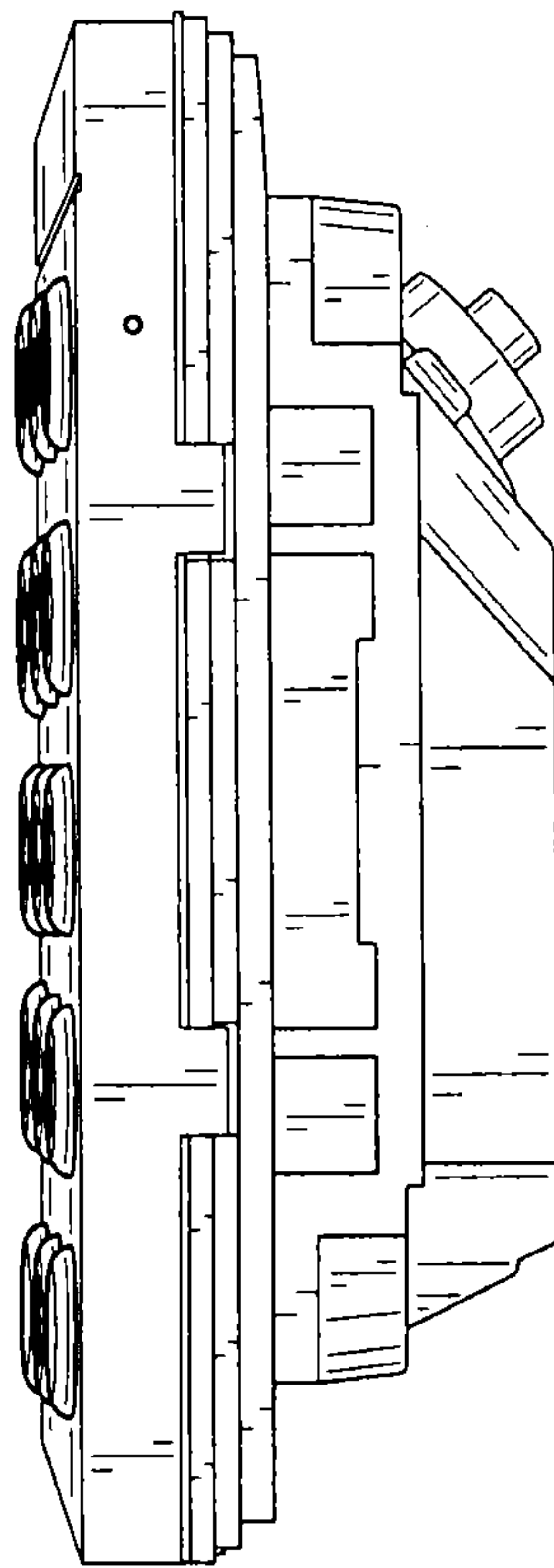


FIG. 2




FIG. 3

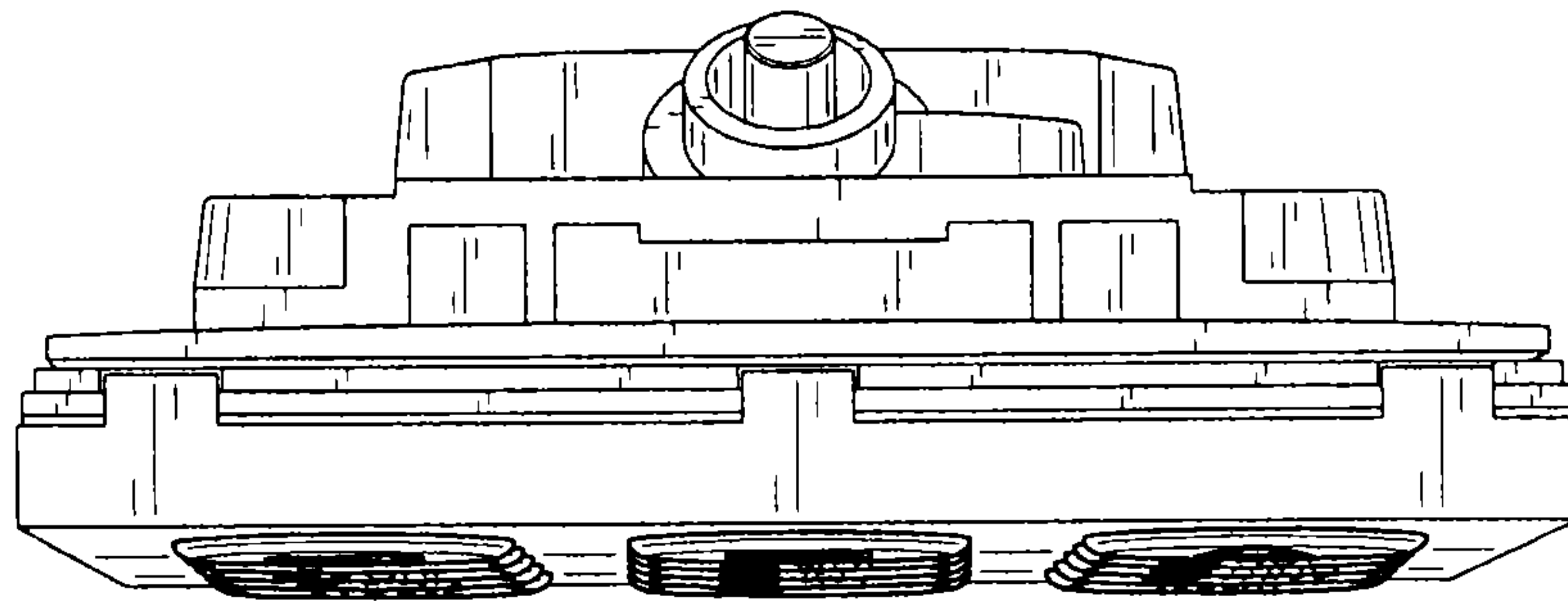


FIG. 4

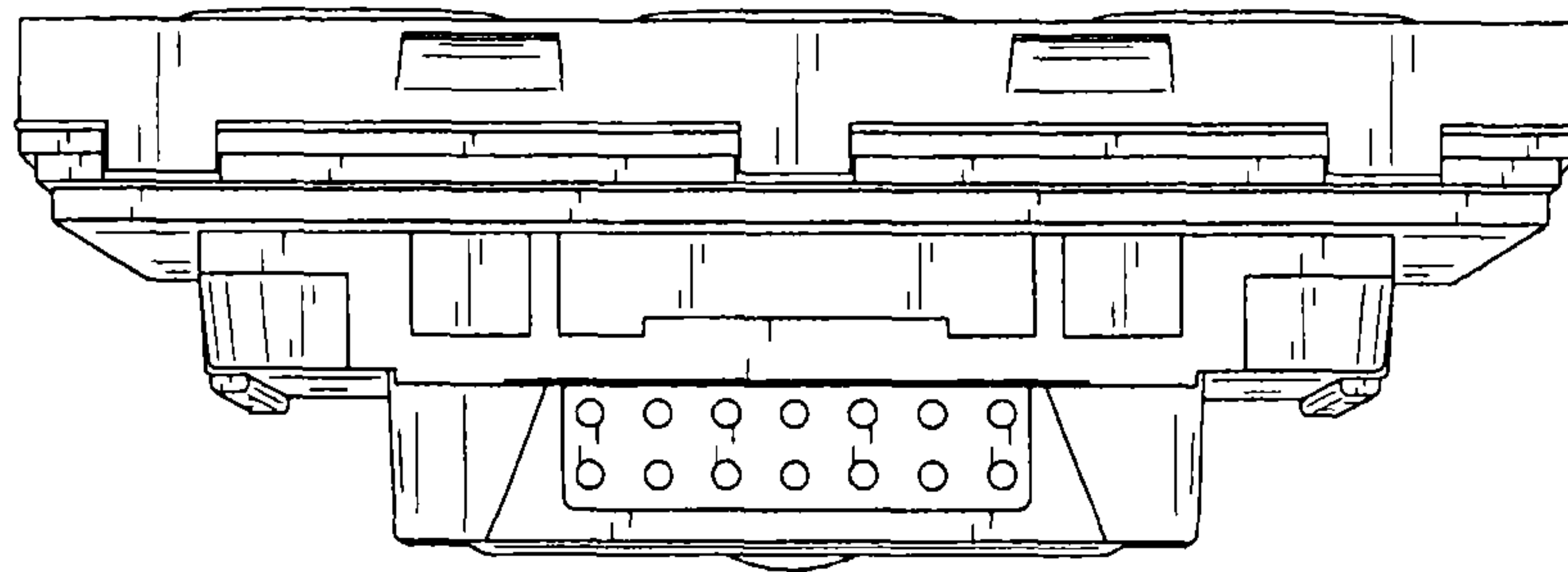


FIG. 5

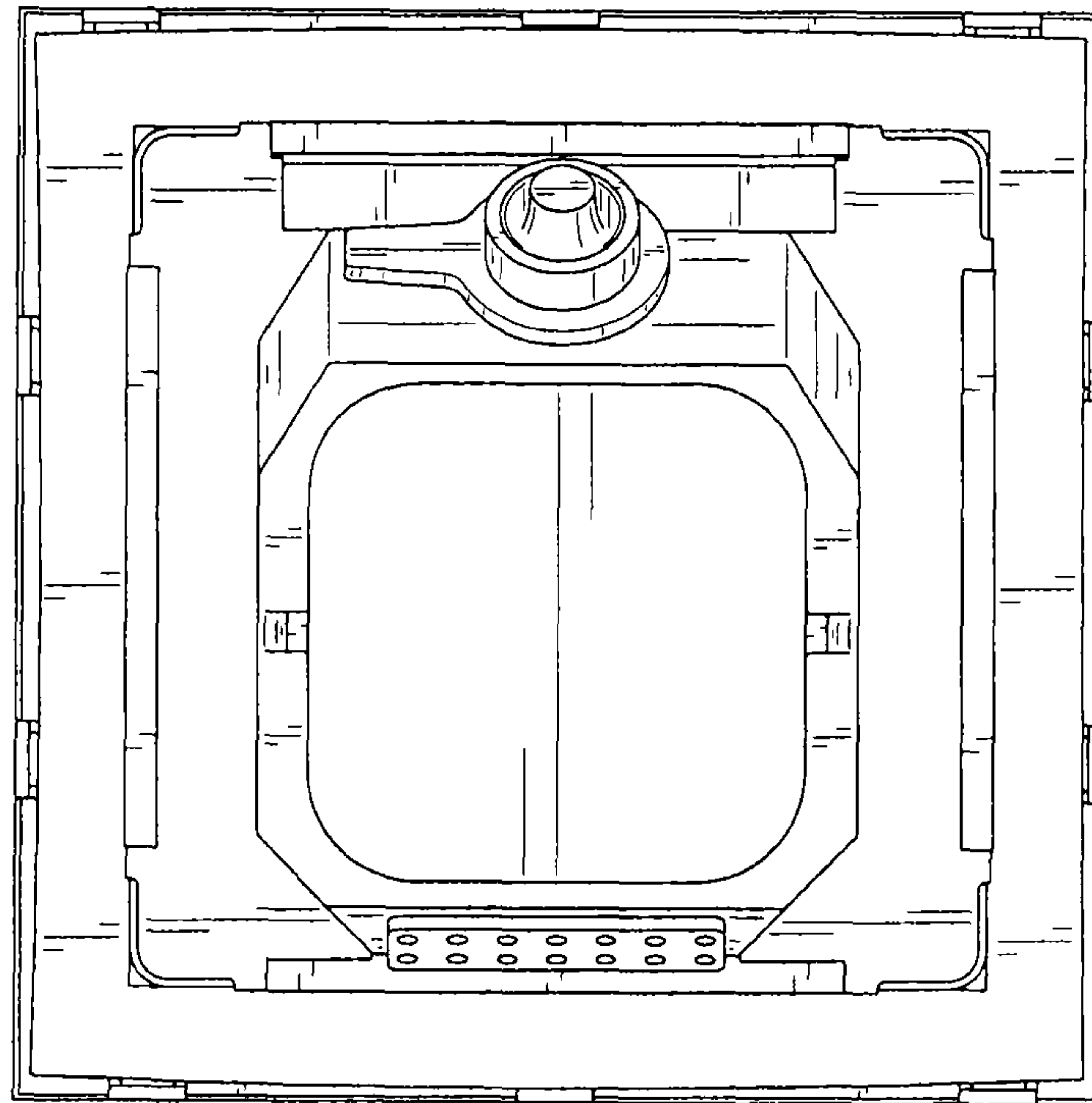


FIG. 6