



US00D737200S

(12) **United States Design Patent**  
**Kato**

(10) **Patent No.:** **US D737,200 S**  
(45) **Date of Patent:** **\*\* Aug. 25, 2015**

(54) **TREAD PORTION OF AN AUTOMOBILE TIRE**

(71) Applicant: **BRIDGESTONE CORPORATION**,  
Chuo-ku, Tokyo (JP)

(72) Inventor: **Keiichi Kato**, Chuo-ku (JP)

(73) Assignee: **BRIDGESTONE CORPORATION**,  
Tokyo (JP)

(\*\*) Term: **14 Years**

(21) Appl. No.: **29/477,968**

(22) Filed: **Dec. 30, 2013**

(30) **Foreign Application Priority Data**

Jul. 2, 2013 (JP) ..... 2013-015064

(51) **LOC (10) Cl.** ..... **12-15**

(52) **U.S. Cl.**  
USPC ..... **D12/603; D12/584**

(58) **Field of Classification Search**  
USPC ..... D12/568-603; 152/209.1-209.28  
CPC .. B60C 11/033; B60C 11/13; B60C 11/1315;  
B60C 13/02

See application file for complete search history.

(56) **References Cited**

**U.S. PATENT DOCUMENTS**

D647,033 S *	10/2011	Murata et al. ....	D12/584
D688,196 S *	8/2013	Fujita .....	D12/585
D700,884 S *	3/2014	Herbeuval et al. ....	D12/584
D706,708 S *	6/2014	Fontaine et al. ....	D12/583
D721,030 S *	1/2015	Kato .....	D12/517
D726,104 S *	4/2015	Scheifele .....	D12/603

**FOREIGN PATENT DOCUMENTS**

JP	1241677 S	6/2005
JP	1318102 S	12/2007
JP	1331133 S	5/2008
JP	2009101740 A	5/2009
JP	1371160 S	10/2009
JP	1389362 S	6/2010
JP	1380022 S	4/2012
JP	1380025 S	4/2012
JP	1429102 S	12/2012

**OTHER PUBLICATIONS**

Office for Harmonization in the Internal Market No. 000584917-0001, Jan. 9, 2006.

(Continued)

*Primary Examiner* — George D Kirschbaum

*Assistant Examiner* — Jennifer Watkins

(74) *Attorney, Agent, or Firm* — Sughrue Mion, PLLC

(57) **CLAIM**

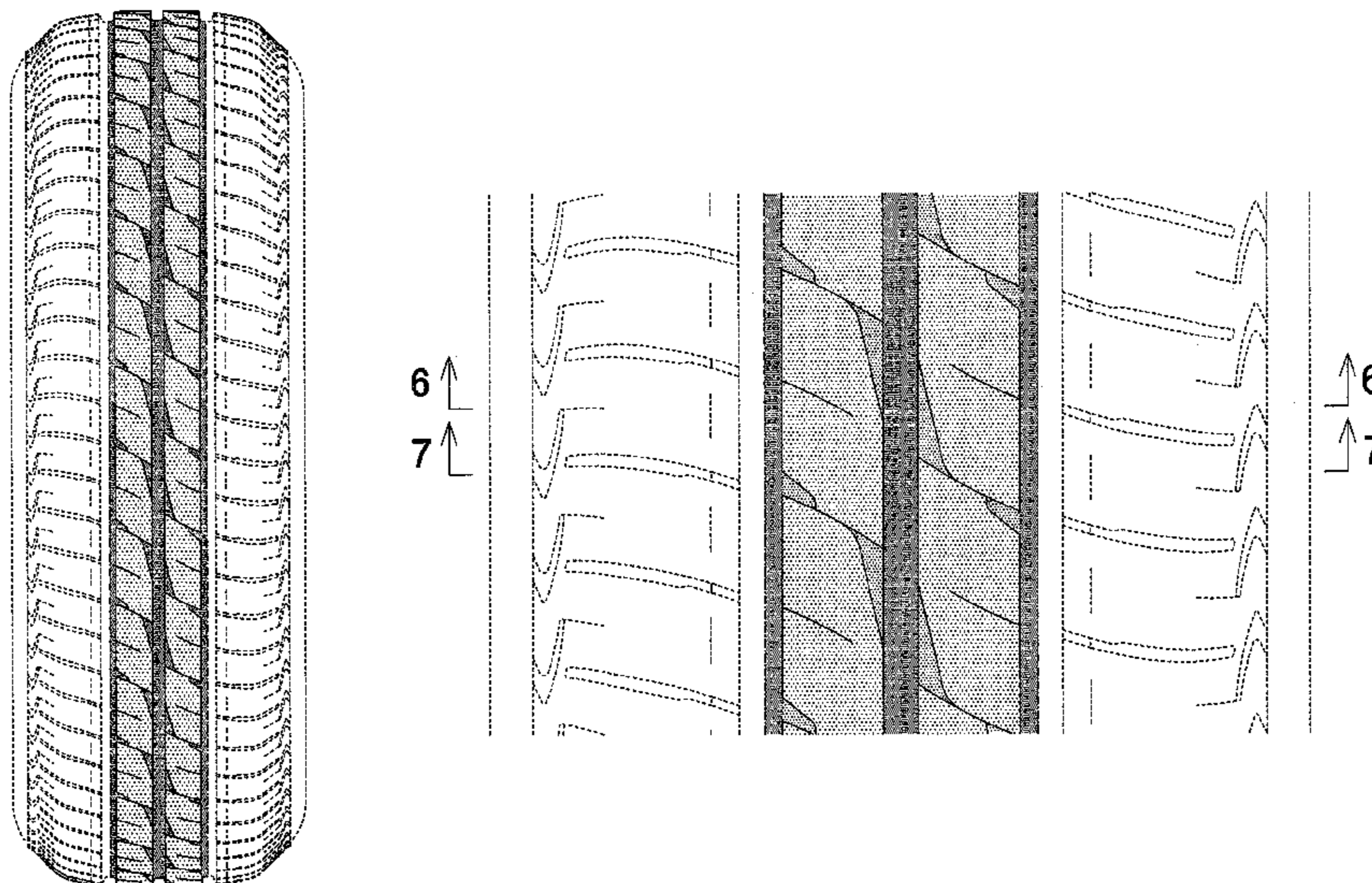
The ornamental design for a tread portion of an automobile tire, as shown and described.

**DESCRIPTION**

FIG. 1 is a perspective view of a tread portion of an automobile tire according to my new design;  
FIG. 2 is a front view thereof;  
FIG. 3 is a top view thereof;  
FIG. 4 is a right side view thereof;  
FIG. 5 is a fragmentary enlarged view showing the details of tread portion thereof;  
FIG. 6 is a section view taken along line 6-6 in FIG. 5; and,  
FIG. 7 is a section view taken along line 7-7 in FIG. 5.

The broken lines showing portions of the tire tread, the inner bead, sidewall, and peripheral boundary between the claimed tread and the sidewall are for the purpose of illustrating environment and form no part of the claim.

**1 Claim, 7 Drawing Sheets**



(56)

**References Cited**

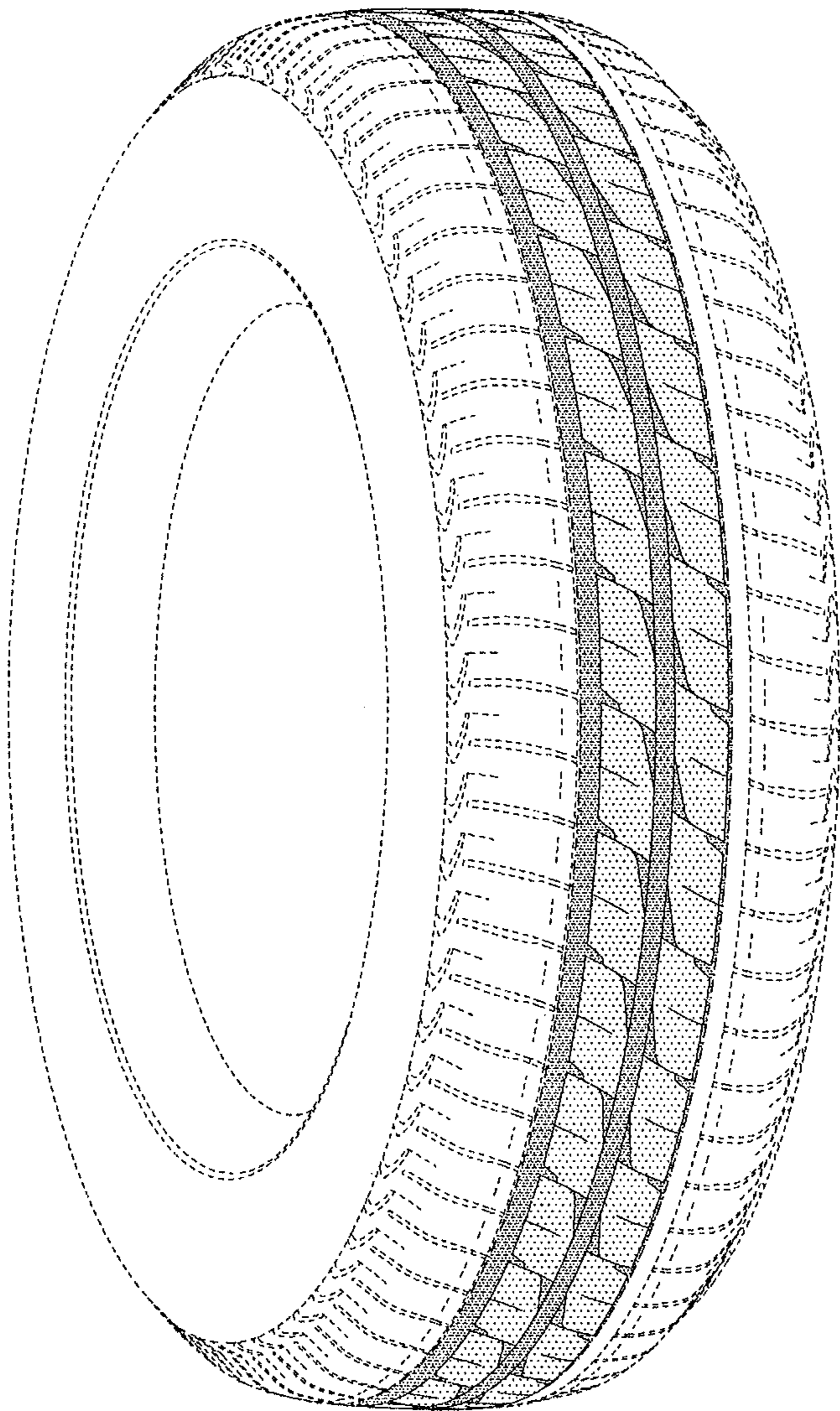
OTHER PUBLICATIONS

Good Year 2001/2002 JPO Design Division Prior Art Ref.No.  
HN13024224.

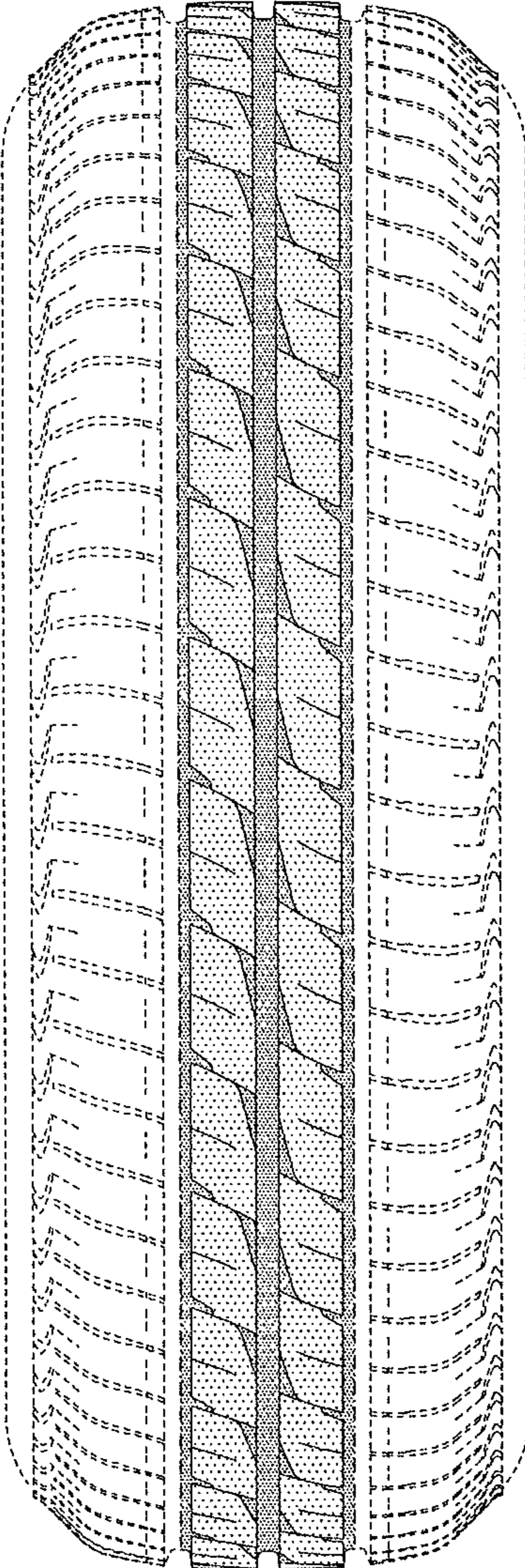
Design Gazette dated Jan. 5, 2015 from the Japanese Patent Office  
published for design application JP201315064.

\* cited by examiner

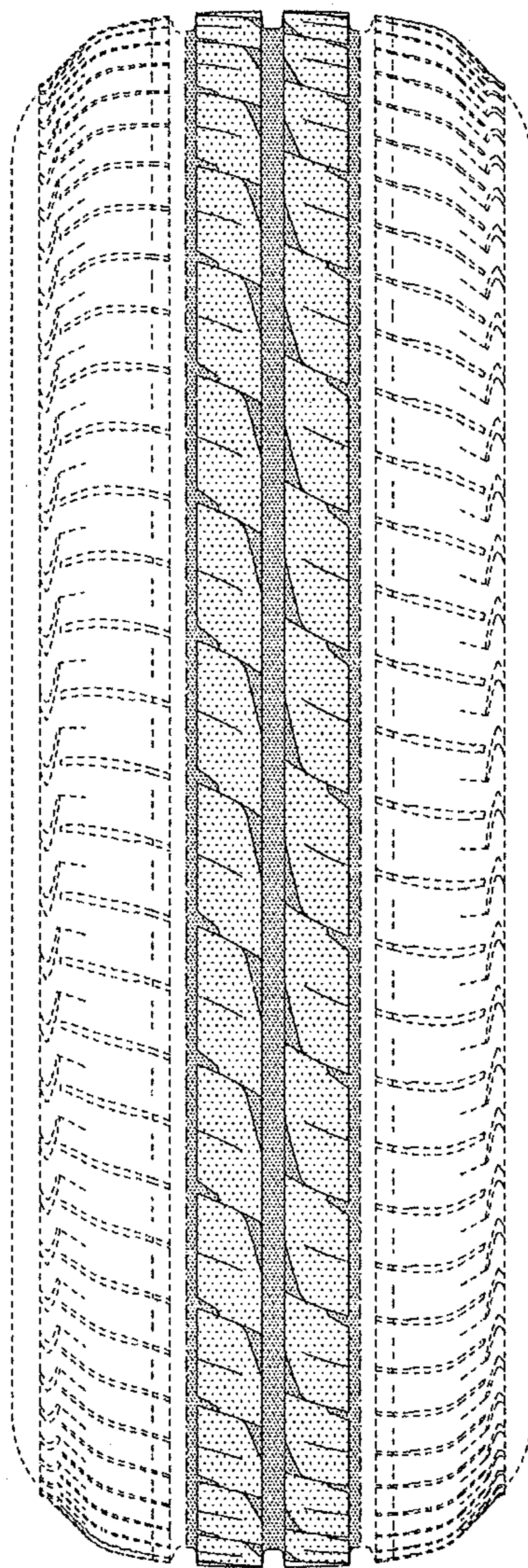
*FIG. 1*



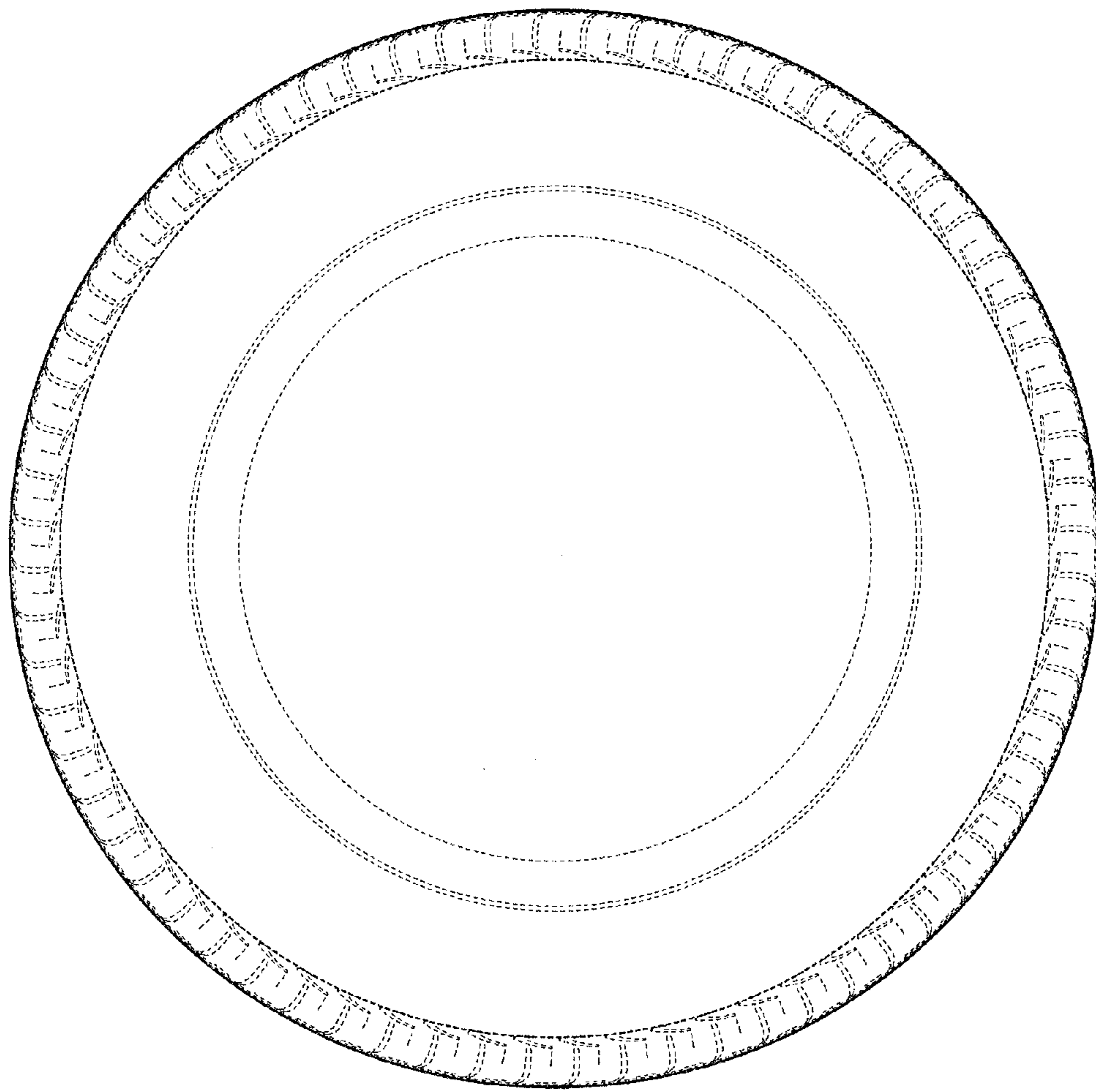
*FIG. 2*



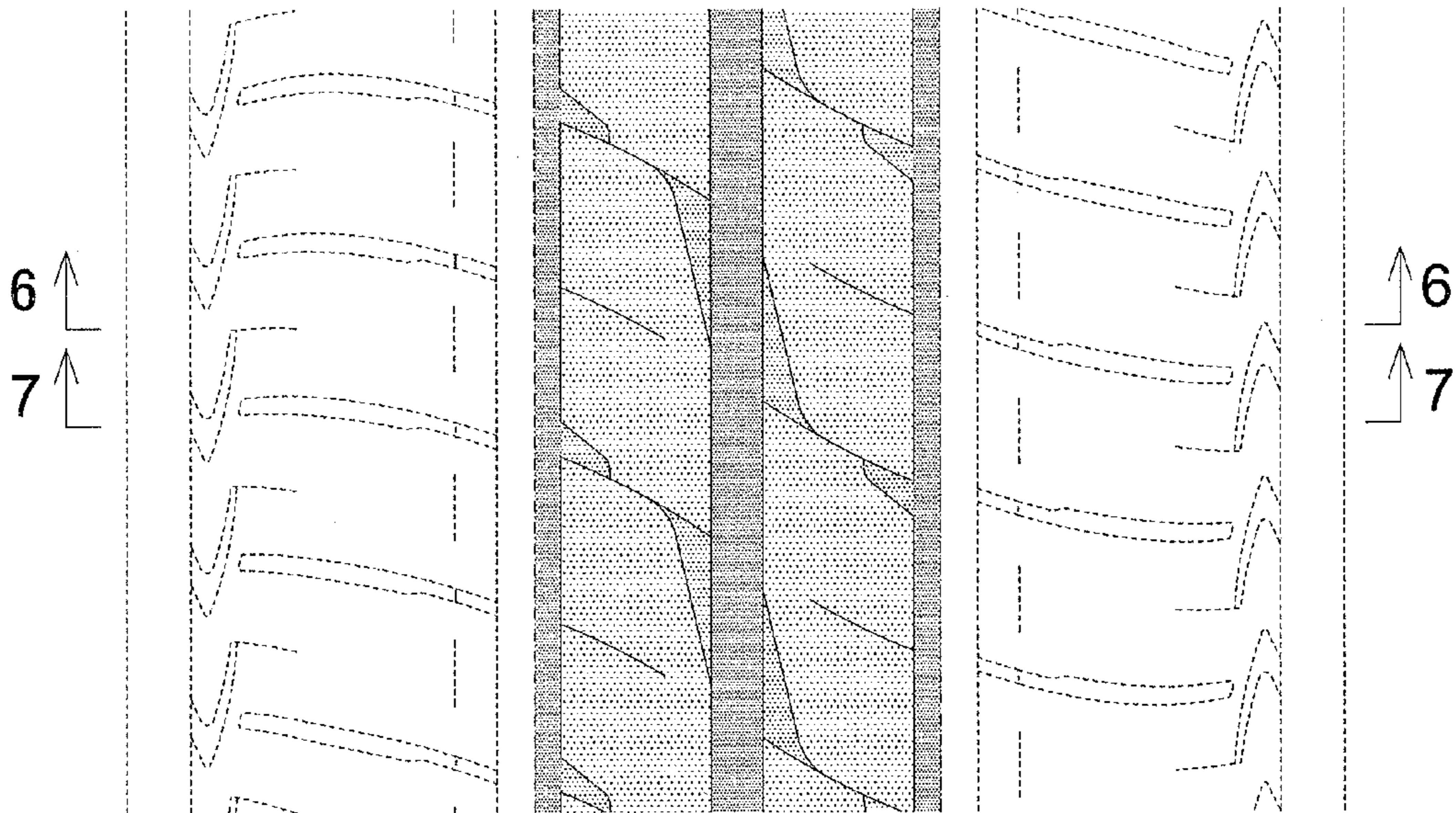
*FIG. 3*



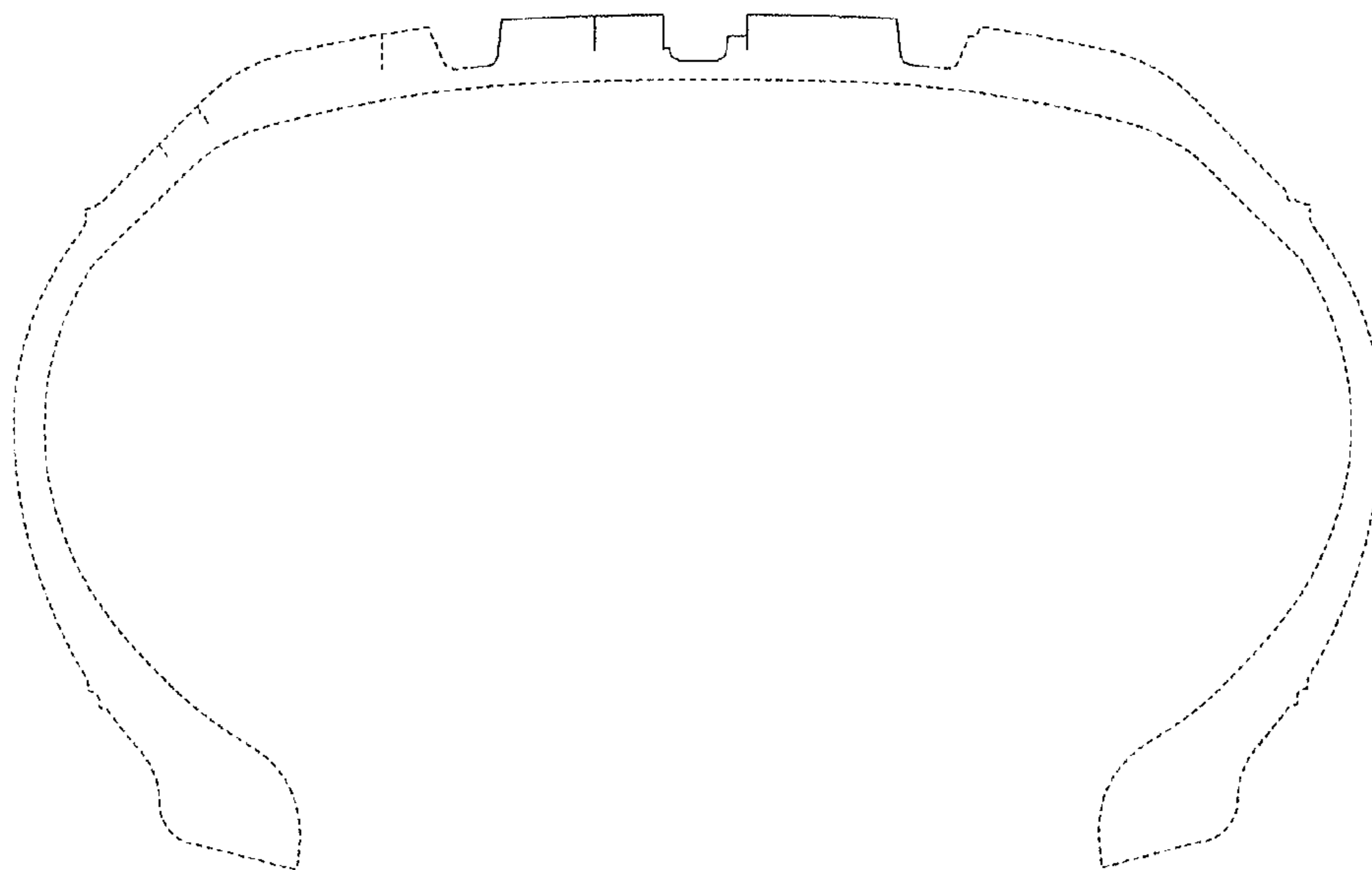
*FIG. 4*



*FIG. 5*



*FIG. 6*





*FIG. 7*

