



US00D737195S

(12) **United States Design Patent**  
**Ein**

(10) **Patent No.:** **US D737,195 S**

(45) **Date of Patent:** **\*\* Aug. 25, 2015**

- (54) **ADJUSTABLE VEHICLE COVER**
- (71) Applicant: **Morgan Ein**, Valencia, CA (US)
- (72) Inventor: **Morgan Ein**, Valencia, CA (US)
- (\*\*) Term: **14 Years**
- (21) Appl. No.: **29/482,004**
- (22) Filed: **Feb. 12, 2014**
- (51) **LOC (10) Cl.** ..... **12-16**
- (52) **U.S. Cl.**  
USPC ..... **D12/403**
- (58) **Field of Classification Search**  
USPC ..... D12/401-405; 160/370.12, 370.22,  
160/370.23; 280/770; 150/158, 165-167;  
296/100.11-100.18, 136.01, 136.05,  
296/136.06, 136.07, 95.1, 77.1; 135/88.01,  
135/95  
See application file for complete search history.

- D516,497 S \* 3/2006 Napieraj ..... D12/403
- D583,746 S \* 12/2008 Napieraj ..... D12/403
- D583,747 S \* 12/2008 Napieraj ..... D12/403
- D651,678 S \* 1/2012 Muggleton ..... D21/834

\* cited by examiner

*Primary Examiner* — Katrina A Betton

(74) *Attorney, Agent, or Firm* — Buchalter Nemer

(57) **CLAIM**

The ornamental design for an adjustable vehicle cover, as shown and described.

**DESCRIPTION**

FIG. 1 is a right side and back side perspective view showing the adjustable vehicle cover of the present application and the design on the left side perspective view is the same as the right side perspective view;

FIG. 2 is a front side and right side perspective view showing the adjustable vehicle cover of the present application;

FIG. 3 is a front side and right side perspective view showing the adjustable vehicle cover of the present application;

FIG. 4 is a front side and right side perspective view showing the adjustable vehicle cover of the present application;

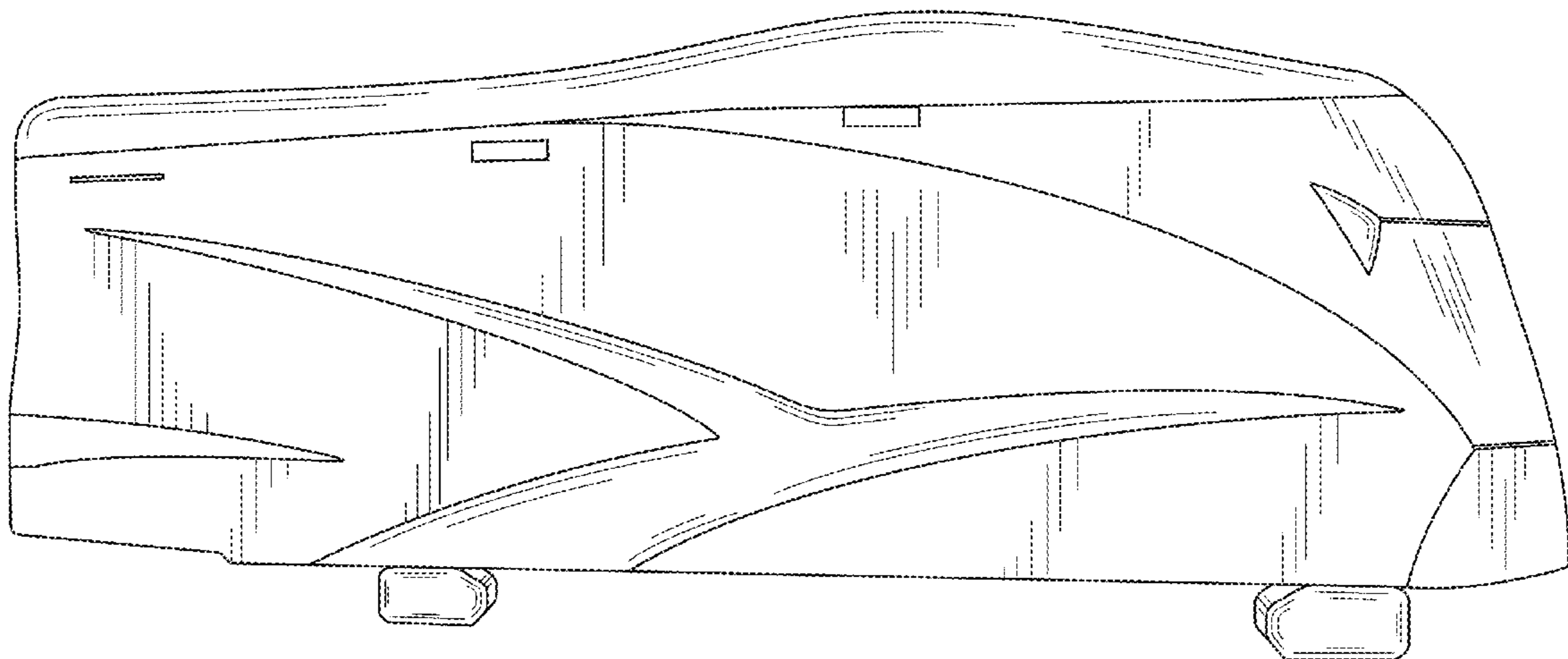
FIG. 5 is a front side and right side perspective view showing the adjustable vehicle cover of the present application; and,

FIG. 6 is a right side and back side perspective view showing the adjustable vehicle cover of the present application and the design on the left side perspective view is the same as the right side perspective view.

**1 Claim, 6 Drawing Sheets**

(56) **References Cited**  
U.S. PATENT DOCUMENTS

- D215,393 S \* 9/1969 Stith, Jr. .... D12/402
- D262,790 S \* 1/1982 Bernier ..... D12/222
- D310,503 S \* 9/1990 Moore ..... D12/403
- D318,446 S \* 7/1991 Magyar et al. .... D12/403
- D352,690 S \* 11/1994 Schorr ..... D12/403
- D382,248 S \* 8/1997 Long ..... D12/403
- D397,669 S \* 9/1998 Komick ..... D12/403
- D445,396 S \* 7/2001 Wood ..... D12/403



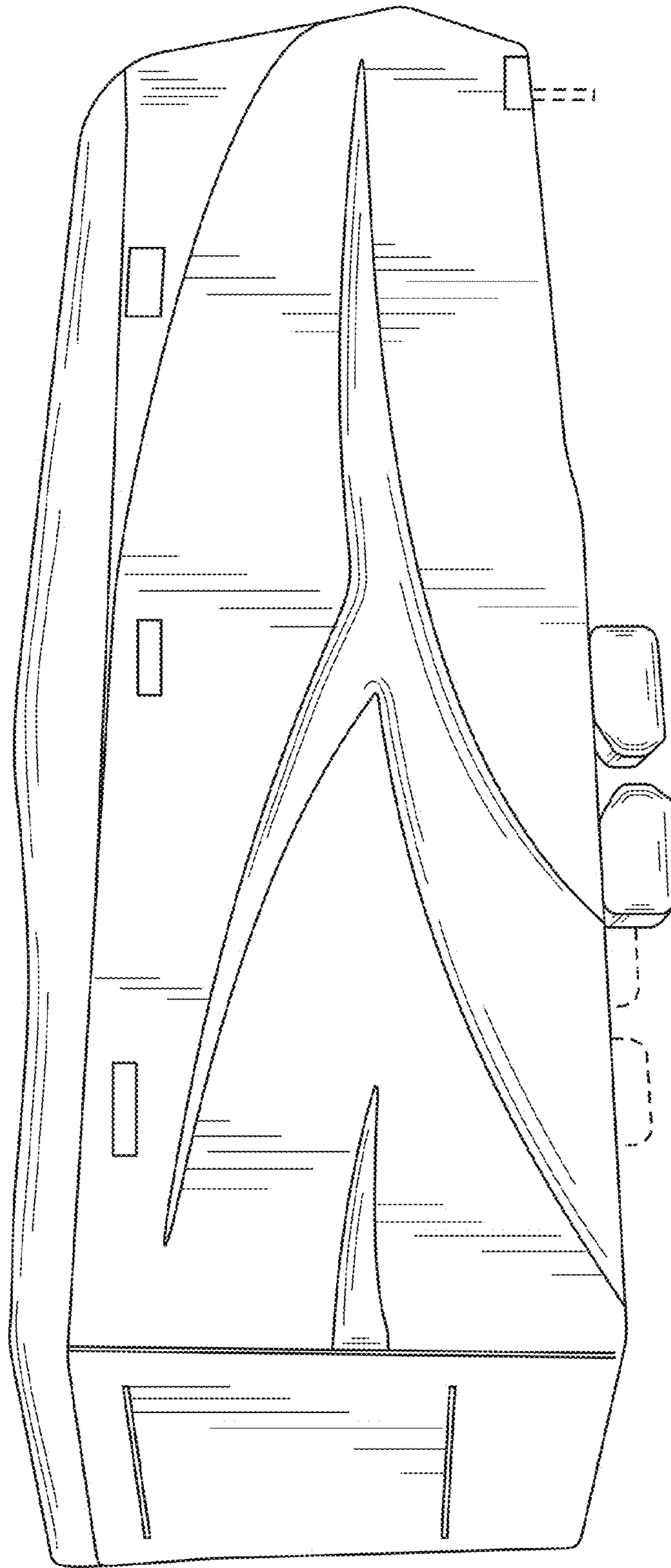


FIG. 1

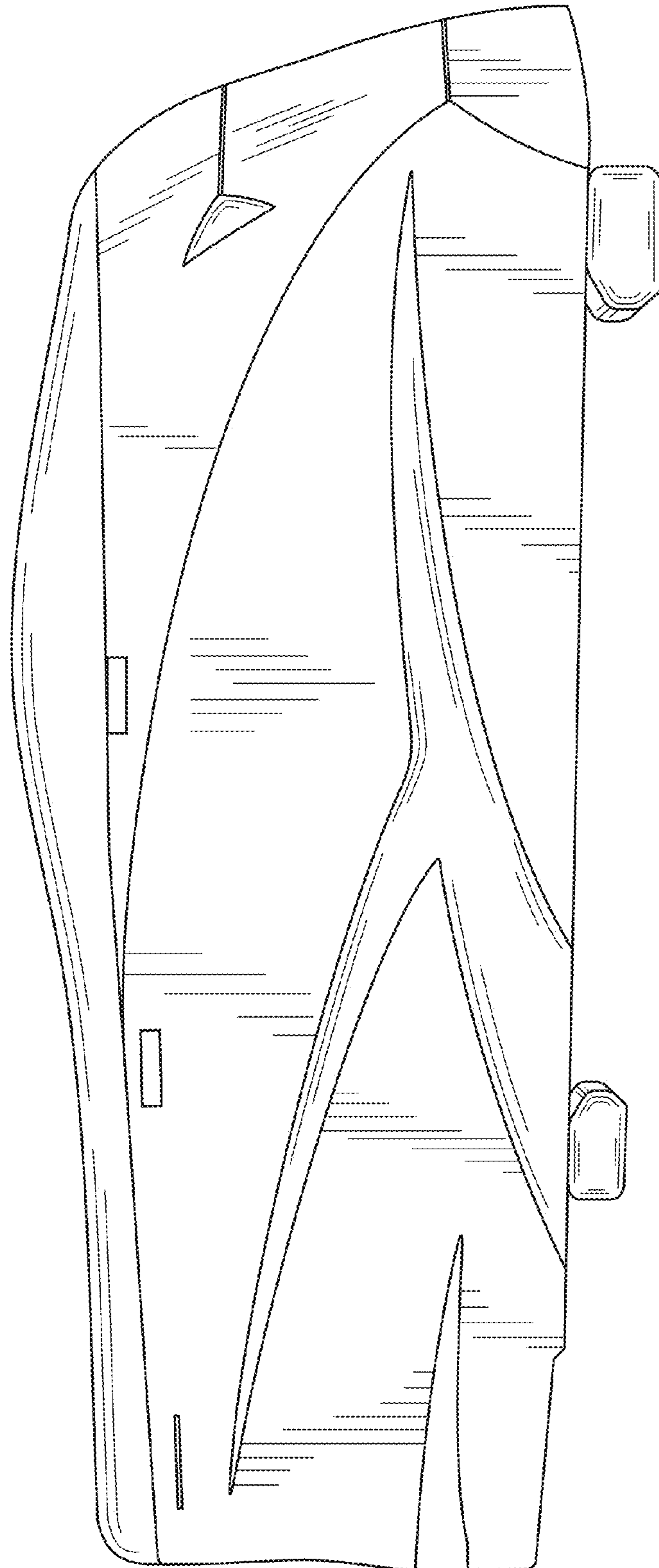


FIG. 2

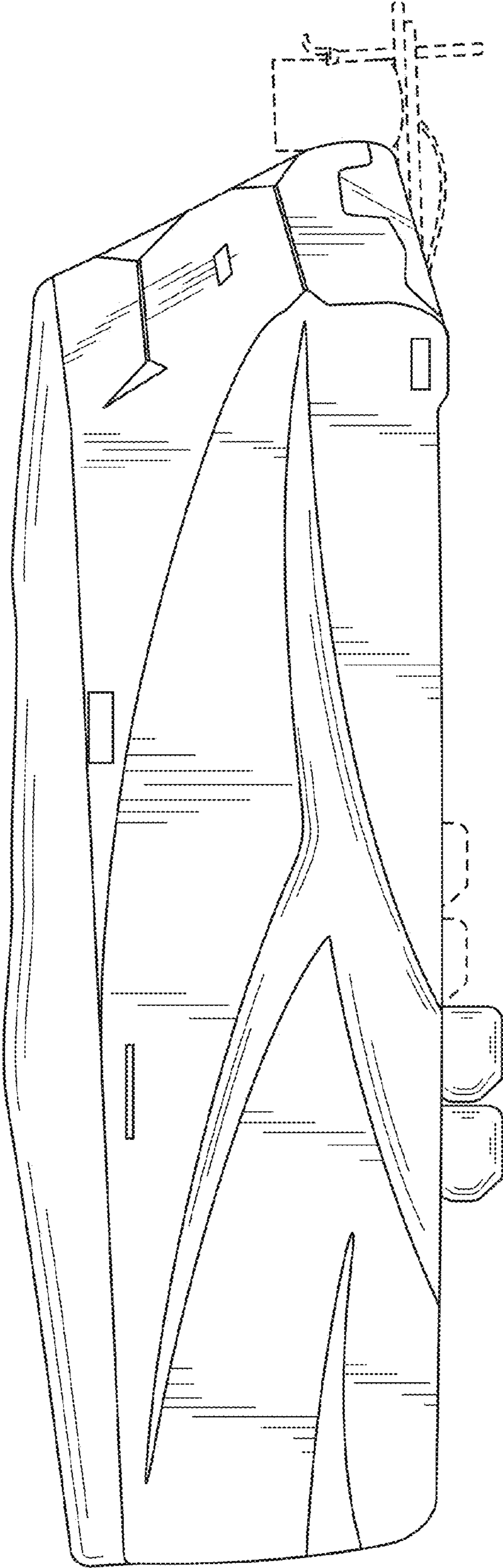


FIG. 3



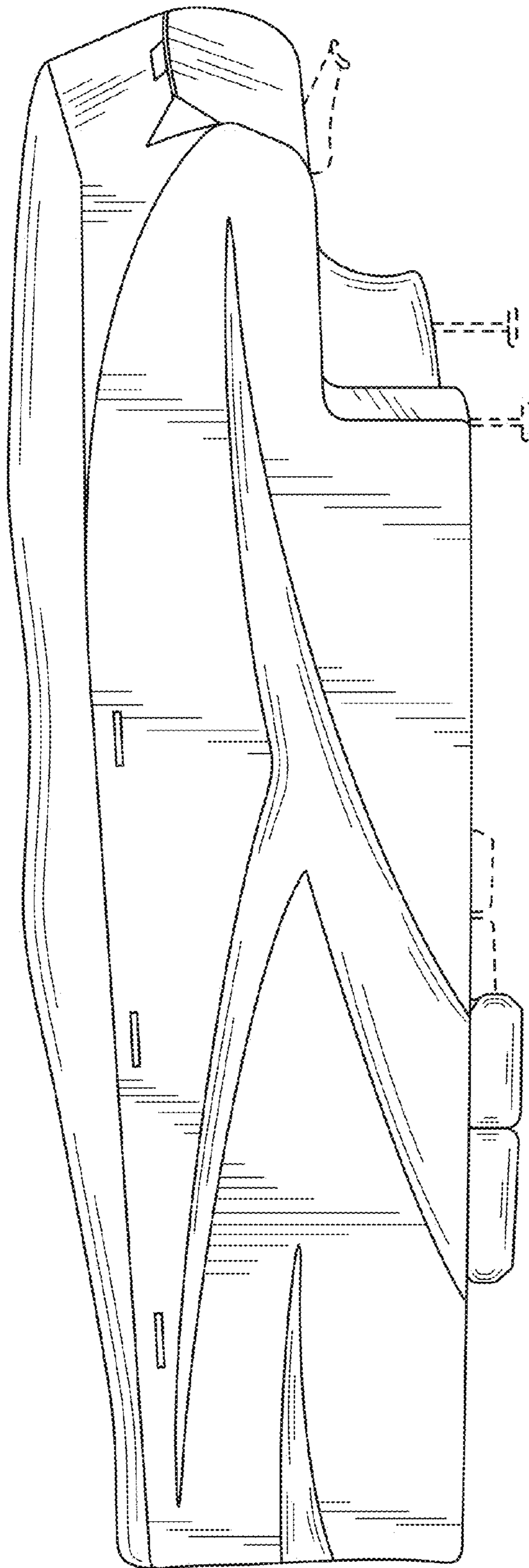


FIG. 4



FIG. 5

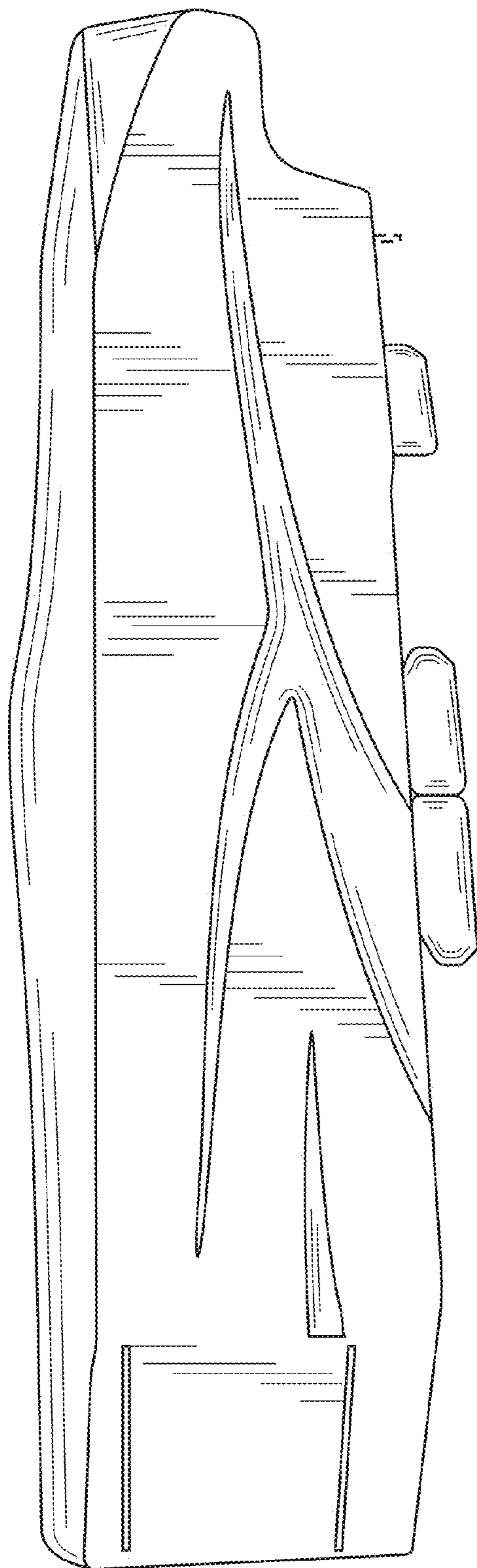


FIG. 6