



US00D737173S

(12) **United States Design Patent**
Kelleghan

(10) **Patent No.:** **US D737,173 S**
(45) **Date of Patent:** **** Aug. 25, 2015**

(54) **BUCKLE WITH TOOL SURFACES**
(71) Applicant: **Bison Designs, LLC**, Longmont, CO
(US)
(72) Inventor: **Brian James Kelleghan**, Longmont, CO
(US)
(73) Assignee: **Bison Designs, LLC**, Longmont, CO
(US)

D302,232 S 7/1989 Hoffman et al.
4,967,622 A 11/1990 Phillips
D313,343 S 1/1991 Sachs
5,090,277 A 2/1992 Spiller
D414,995 S 10/1999 Hsieh
D431,431 S 10/2000 Allen et al.
D434,621 S 12/2000 Tonkin

(Continued)

(**) Term: **14 Years**

FOREIGN PATENT DOCUMENTS
CN 202112440 1/2012

(21) Appl. No.: **29/461,734**

(22) Filed: **Jul. 26, 2013**

(51) **LOC (10) Cl.** **02-07**

(52) **U.S. Cl.**
USPC **D11/201**; D8/16

(58) **Field of Classification Search**
USPC D8/356, 358, 359, 19, 16, 45; 242/395,
242/405.3, 405.2, 118.7, 542.4, 160.4, 366,
242/400, 370, 400.1; D3/24; D15/16;
D10/61, 62; 33/414, 413; D11/201
CPC H02G 11/02; B65H 75/4476; B65H
2701/353; B65H 75/241; B65H 75/28; E04G
21/1825

See application file for complete search history.

OTHER PUBLICATIONS

U.S. Appl. No. 29/461,741, filed Jul. 26, 2013; First Named Inventor:
Brian James Kelleghan.

Primary Examiner — Robert M Spear

Assistant Examiner — Eliza Bennett-Hattan

(74) *Attorney, Agent, or Firm* — Margaret Polson; Polson
Intellectual Property Law, PC

(57) **CLAIM**

The ornamental design for buckle with tool surfaces, as
shown and described.

DESCRIPTION

FIG. 1 is a front side elevation view of my new design for a
buckle with tool surfaces.

FIG. 2 is a right side elevation view of FIG. 1.

FIG. 3 is a left side elevation view of FIG. 1.

FIG. 4 is a top side plan view of FIG. 1.

FIG. 5 is a bottom side plan view of FIG. 1.

FIG. 6 is a back side elevation view of FIG. 1; and,

FIG. 7 is a front perspective view of FIG. 1.

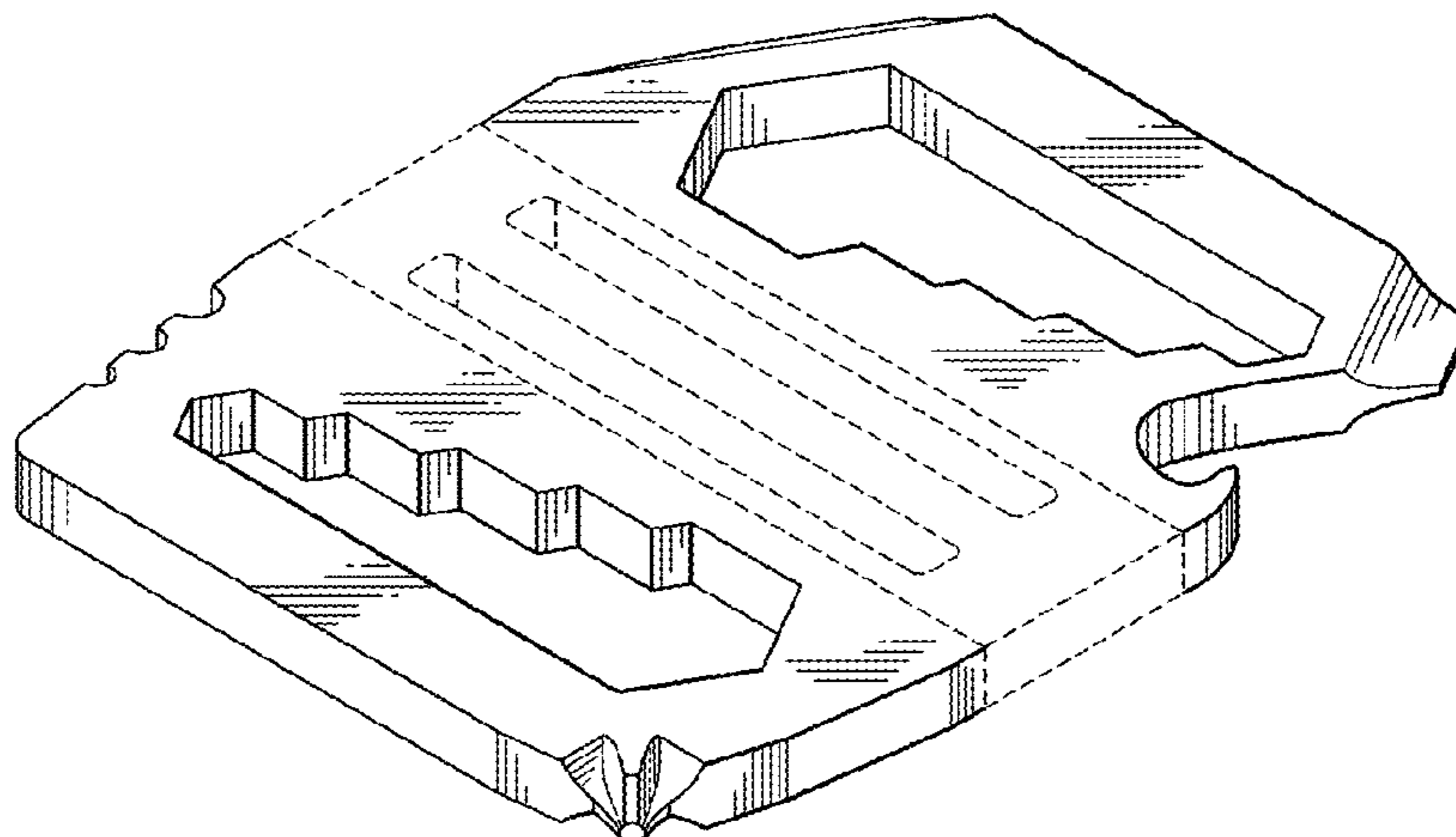
The features shown in broken lines in the drawing depict
environmental subject matter only and form no part of the
claimed design.

(56) **References Cited**

U.S. PATENT DOCUMENTS

1,899,203 A 2/1933 Labreche
D109,632 S 5/1938 Whitehouse
D122,575 S 9/1940 Smiley
D142,163 S * 8/1945 DeWoskin D11/218
3,346,930 A 10/1967 Browning
D218,272 S * 8/1970 Bothe D8/19
3,823,444 A 7/1974 Takabayashi
D284,521 S * 7/1986 Forrest D11/218
D301,973 S * 7/1989 Parella D8/349

1 Claim, 1 Drawing Sheet



(56)

References Cited

U.S. PATENT DOCUMENTS

D468,977 S * 1/2003 Graff et al. D8/19
D477,197 S 7/2003 Yates
D512,286 S 12/2005 Wolf
D536,280 S 2/2007 Wemmer

D622,178 S 8/2010 Kelleghan
D623,030 S * 9/2010 Spater D8/16
D624,374 S * 9/2010 Walters, III D8/19
D661,959 S * 6/2012 Barnhart et al. D8/16
D670,197 S 11/2012 Kelleghan
D673,433 S * 1/2013 Barnhart et al. D8/16
2006/0266160 A1 11/2006 Yeh

* cited by examiner



FIG. 4



FIG. 2

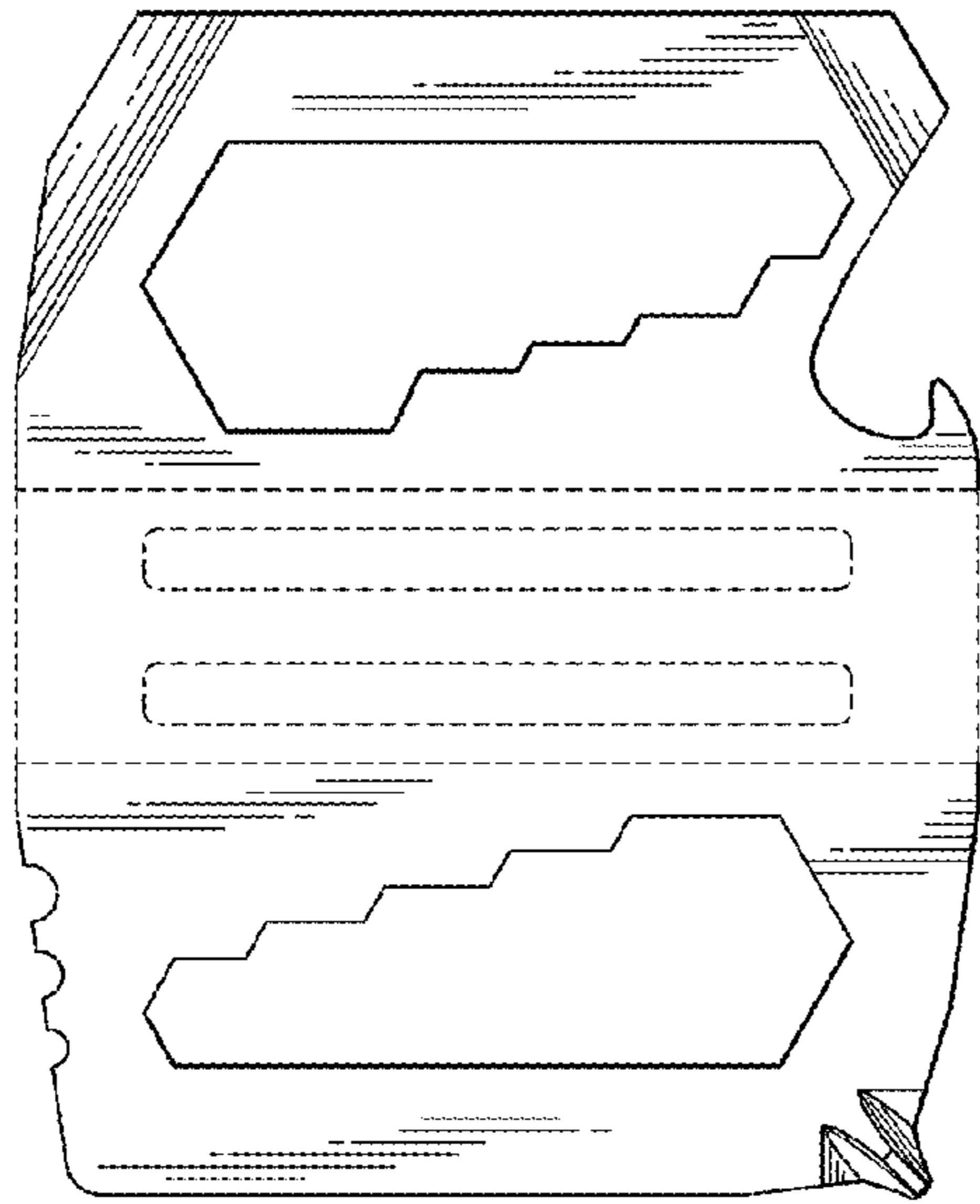


FIG. 1



FIG. 3

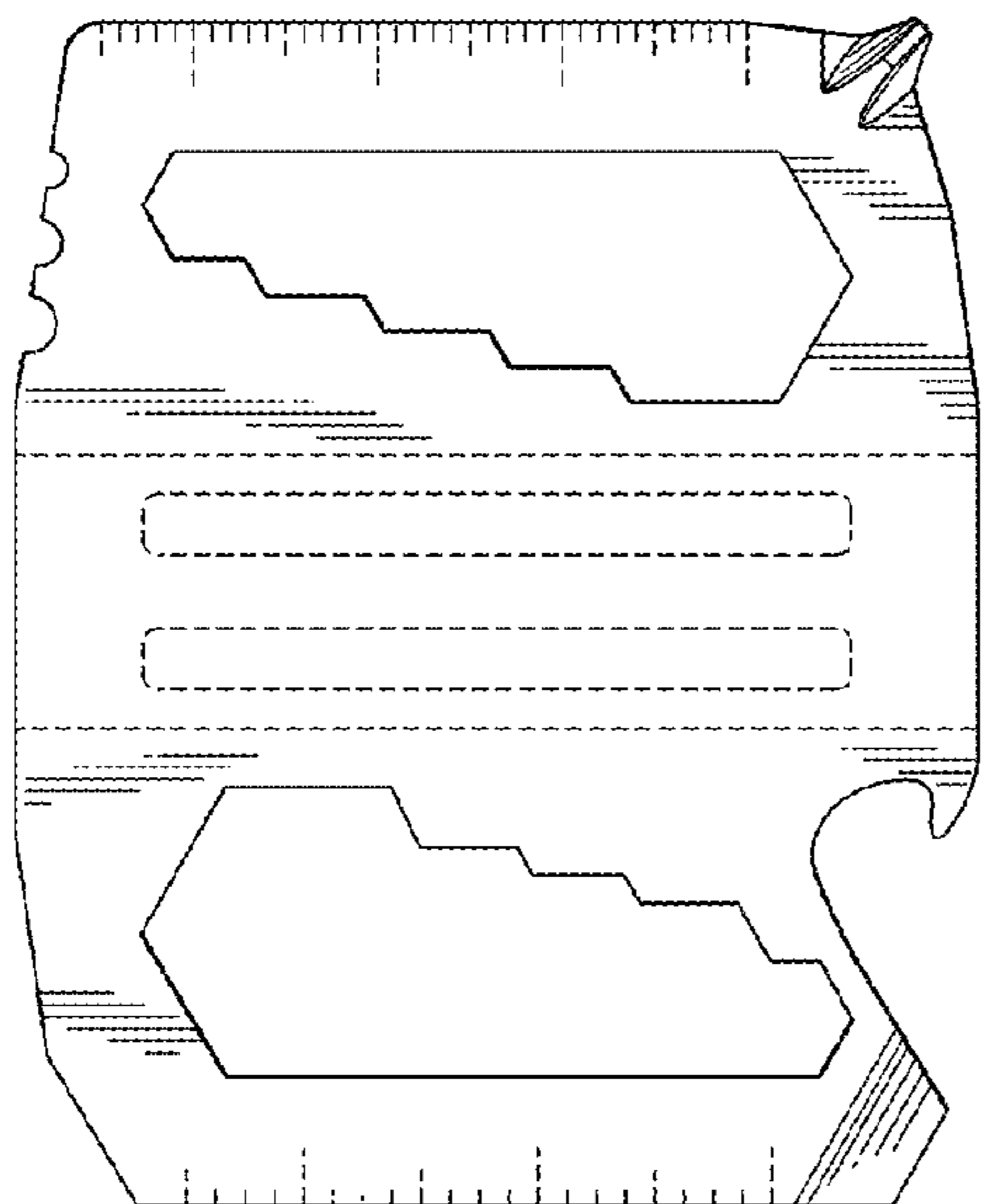


FIG. 6

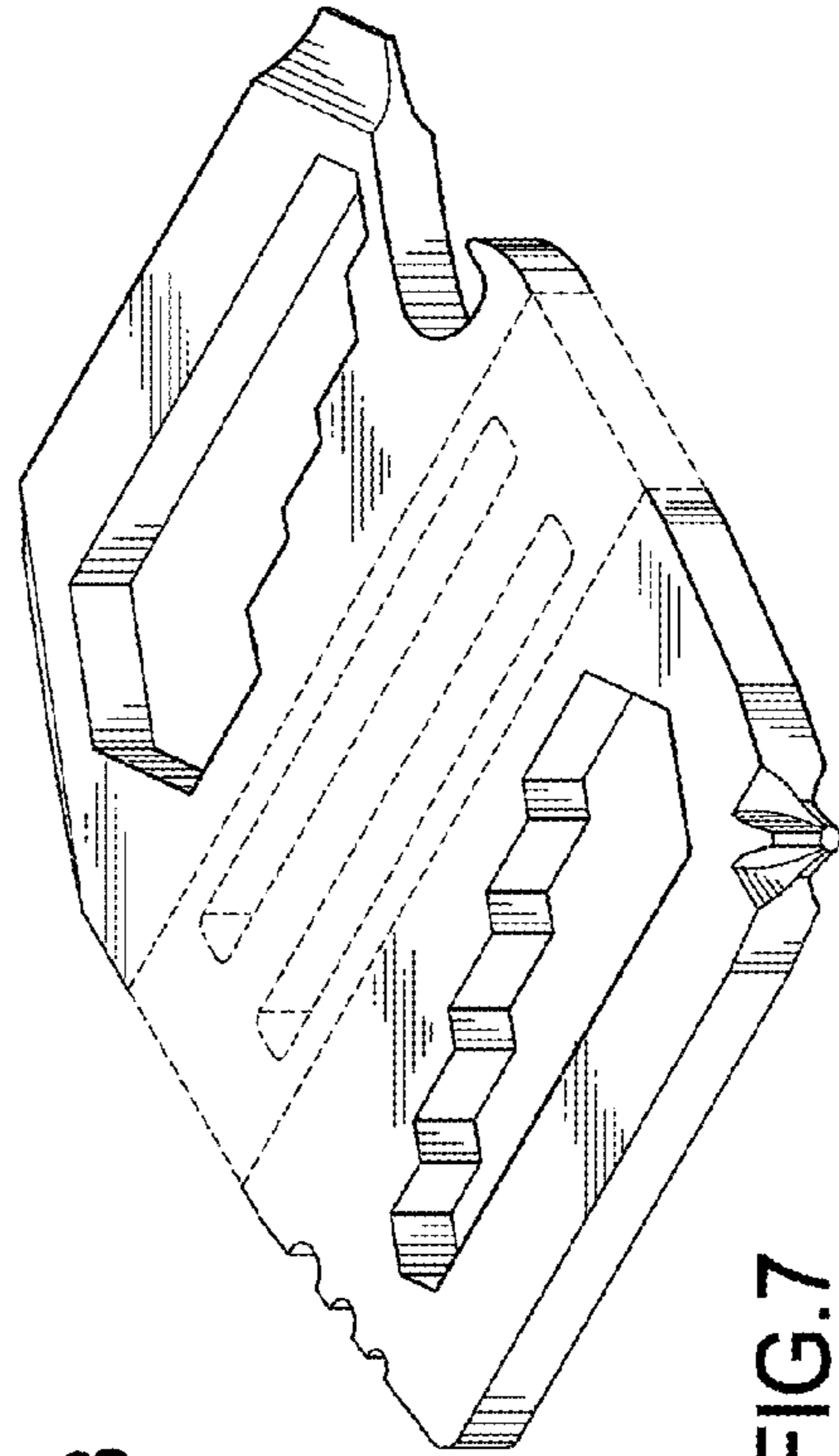


FIG. 7