



US00D737167S

(12) **United States Design Patent**  
**Lambinet**

(10) **Patent No.:** **US D737,167 S**

(45) **Date of Patent:** **\*\* Aug. 25, 2015**

(54) **METERING PUMP**

(71) Applicant: **DOSATRON INTERNATIONAL,**  
Tresses, Bordeaux (FR)

(72) Inventor: **Sandrine Lambinet, Sadirac (FR)**

(73) Assignee: **Dosatron International, Bordeaux (FR)**

(\*\*) Term: **14 Years**

(21) Appl. No.: **29/490,584**

(22) Filed: **May 12, 2014**

(30) **Foreign Application Priority Data**

Nov. 20, 2013 (EM) ..... 002348839-0002

(51) **LOC (10) Cl.** ..... **15-02**

(52) **U.S. Cl.**  
USPC ..... **D11/7**

(58) **Field of Classification Search**  
USPC ..... D15/7-9; D23/231, 232; 417/410.1,  
417/359, 415-416, 234, 321, 265, 405  
CPC ..... F04B 25/00; F04B 27/00; F04B 33/00;  
F04B 35/00; F04B 37/00; F04B 39/00;  
F04B 39/12; F04B 41/00  
See application file for complete search history.

(56) **References Cited**

**U.S. PATENT DOCUMENTS**

D418,522 S \* 1/2000 Angel ..... D15/7  
D451,929 S \* 12/2001 Mencio ..... D15/9

D566,131 S \* 4/2008 Detering et al. .... D15/9  
D605,666 S \* 12/2009 Moser ..... D15/9  
D638,858 S \* 5/2011 Johnson et al. .... D15/7  
D648,353 S \* 11/2011 Mattson et al. .... D15/7  
D665,427 S \* 8/2012 Inskoop ..... D15/9  
D677,281 S \* 3/2013 Muller et al. .... D15/7  
D684,997 S \* 6/2013 Tatic ..... D15/7  
D700,915 S \* 3/2014 Damhuis et al. .... D15/7  
D703,240 S \* 4/2014 Frys ..... D15/7

\* cited by examiner

*Primary Examiner* — Ralf Seifert

(74) *Attorney, Agent, or Firm* — Wenderoth, Lind & Ponack,  
L.L.P.

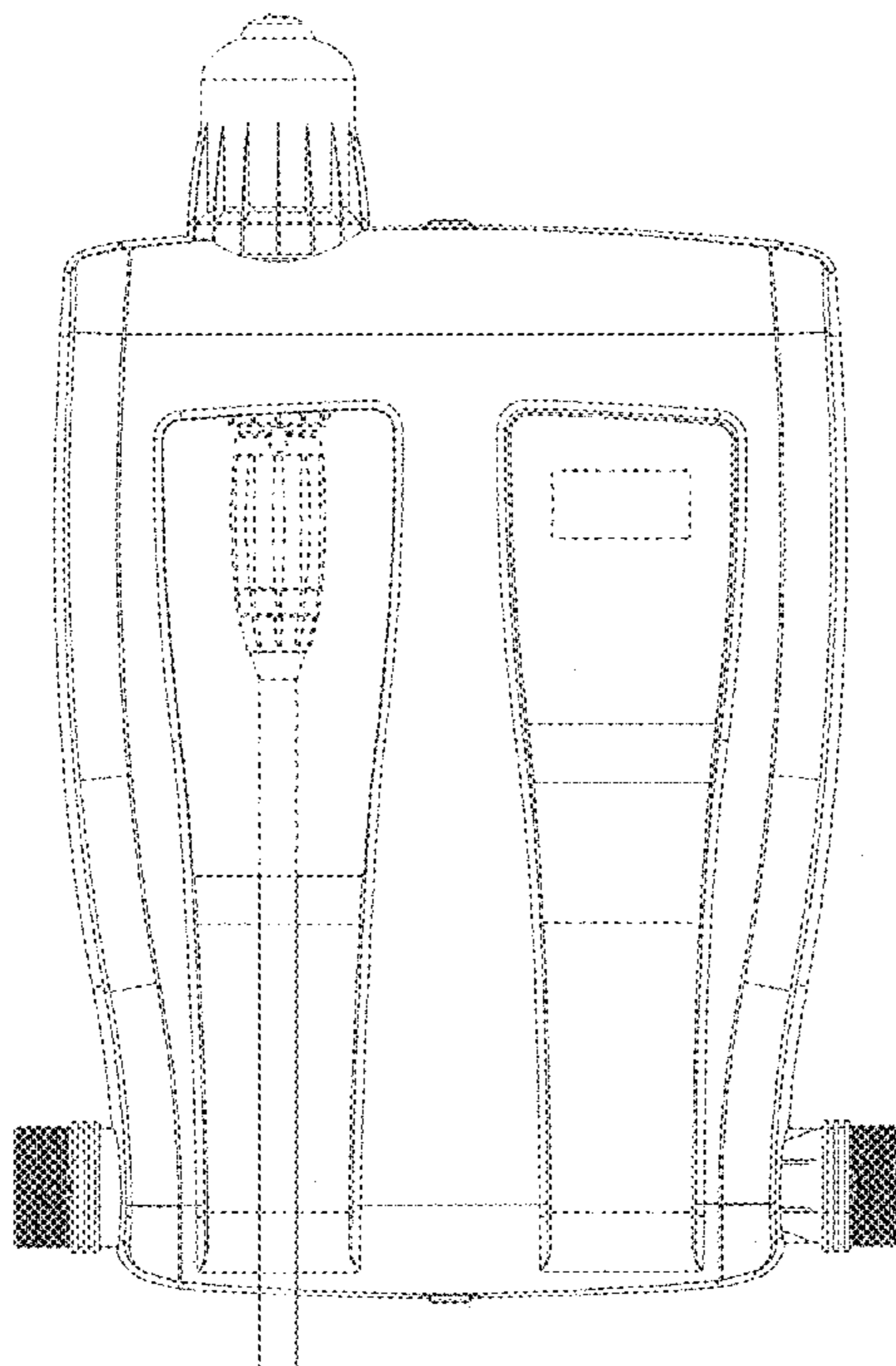
(57) **CLAIM**

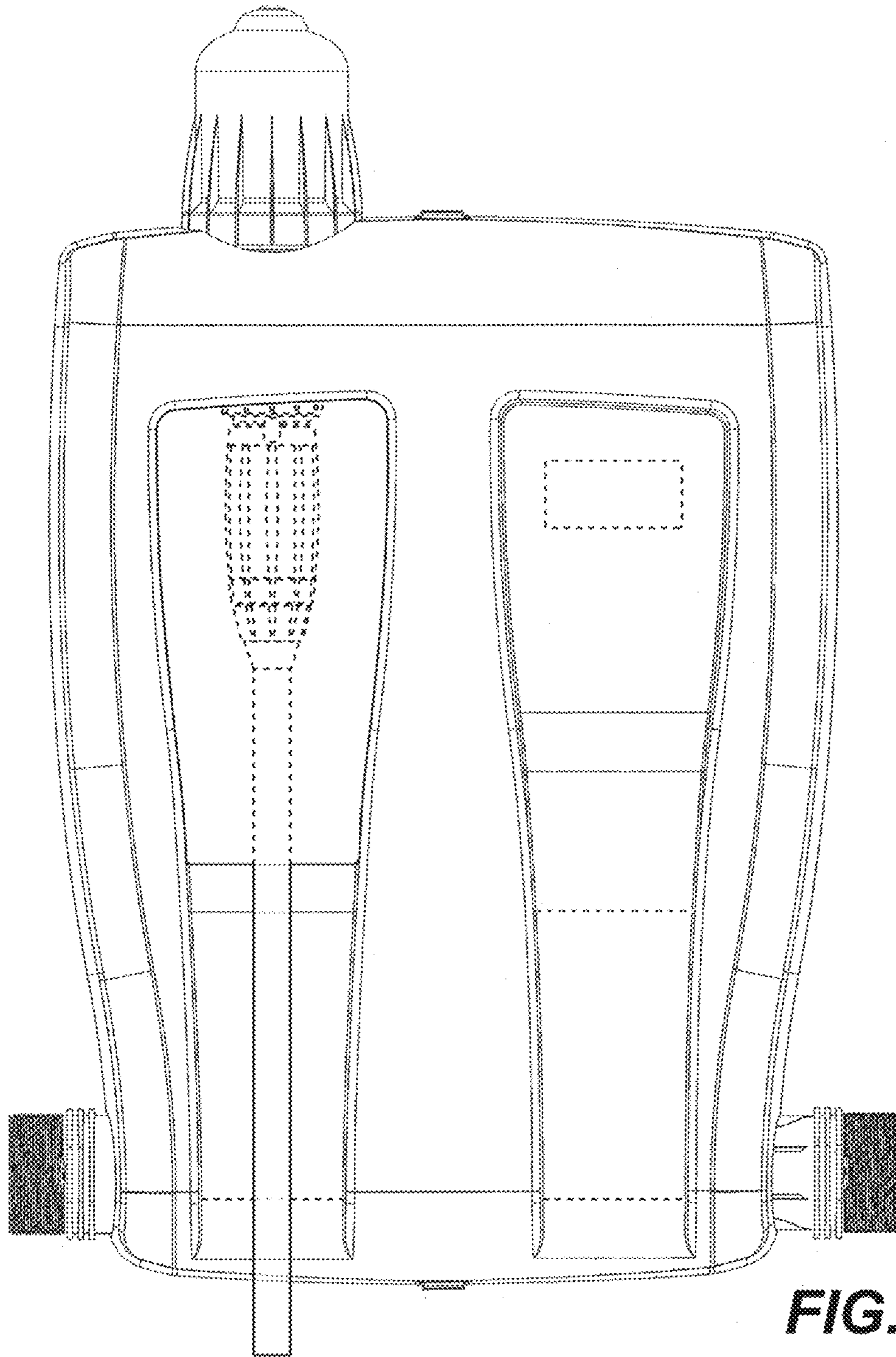
The ornamental design for a metering pump, as shown and described.

**DESCRIPTION**

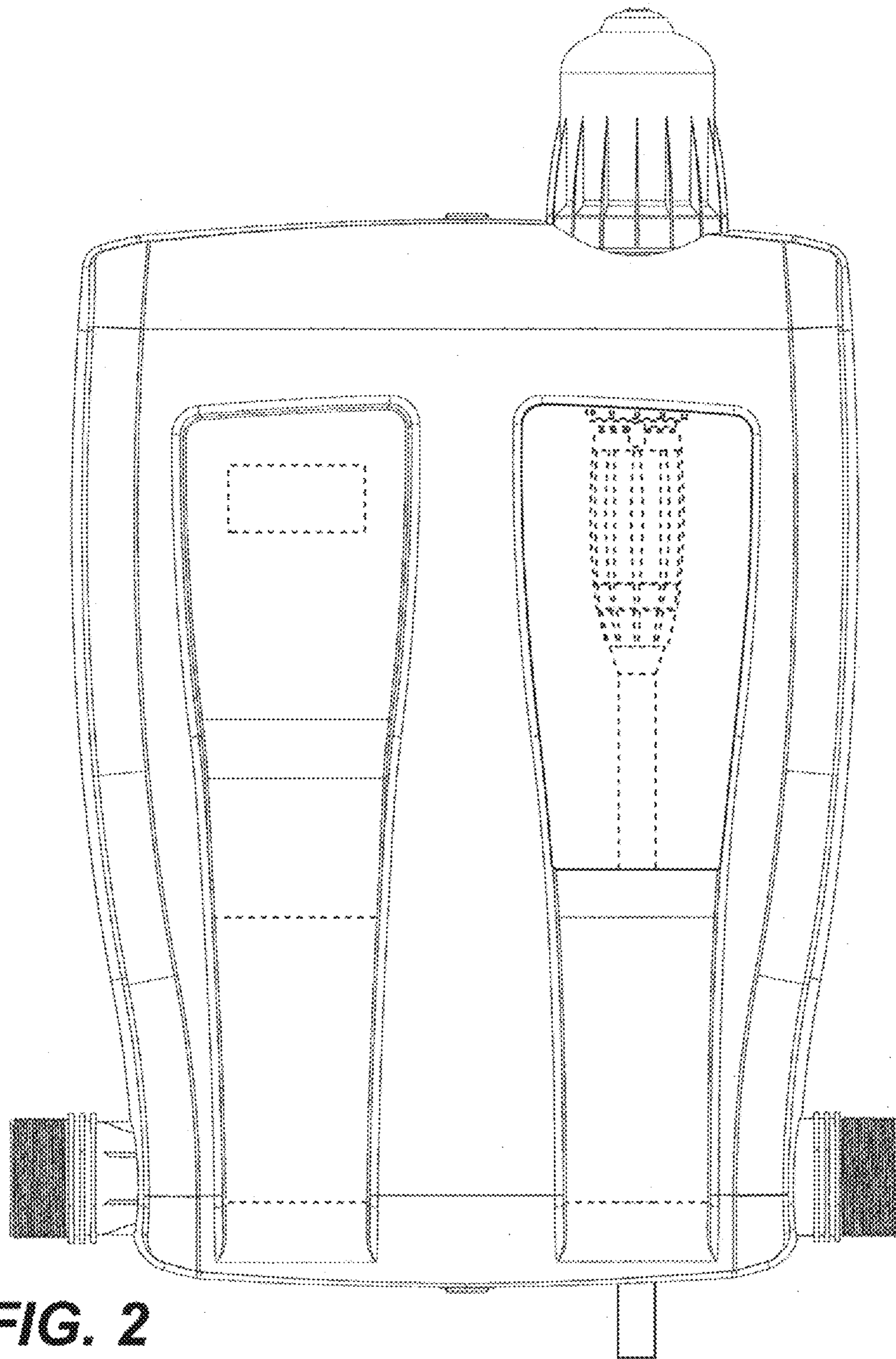
FIG. 1 is a front view of a metering pump showing our new design;  
FIG. 2 is a back view thereof;  
FIG. 3 is a top view thereof;  
FIG. 4 is a bottom view thereof;  
FIG. 5 is a right side view thereof; and,  
FIG. 6 is a left side view thereof.  
The broken lines shown in the drawings are included for the purpose of illustrating portions of the metering pump that form no part of the claimed design.

**1 Claim, 6 Drawing Sheets**

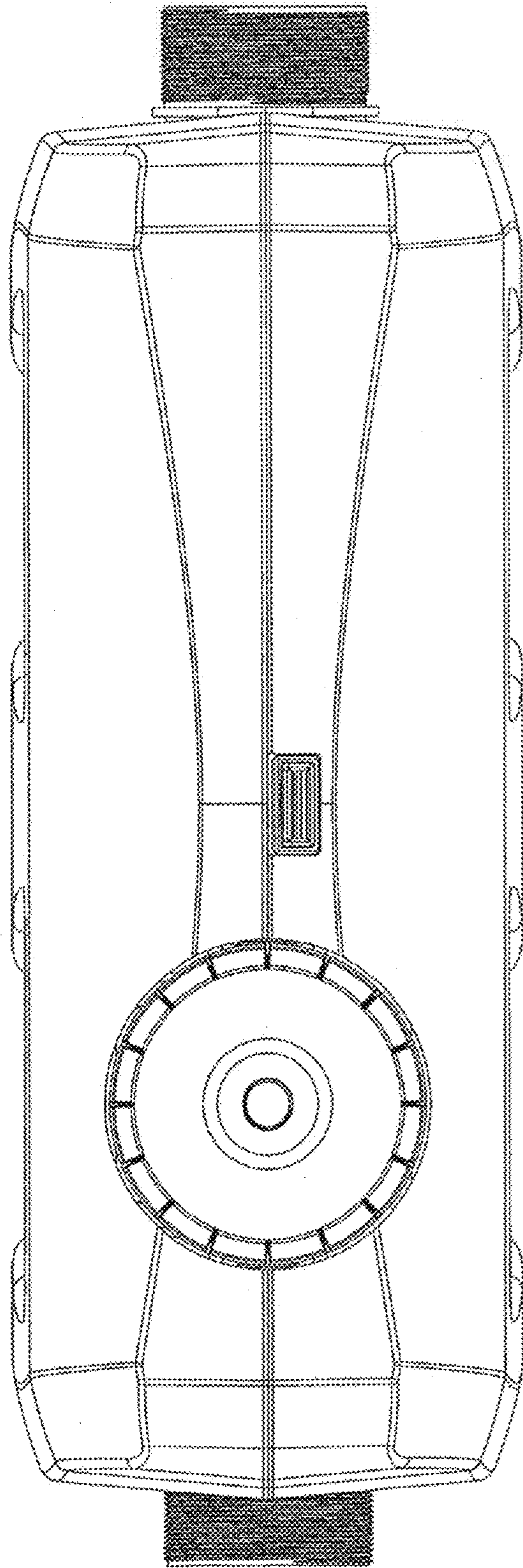




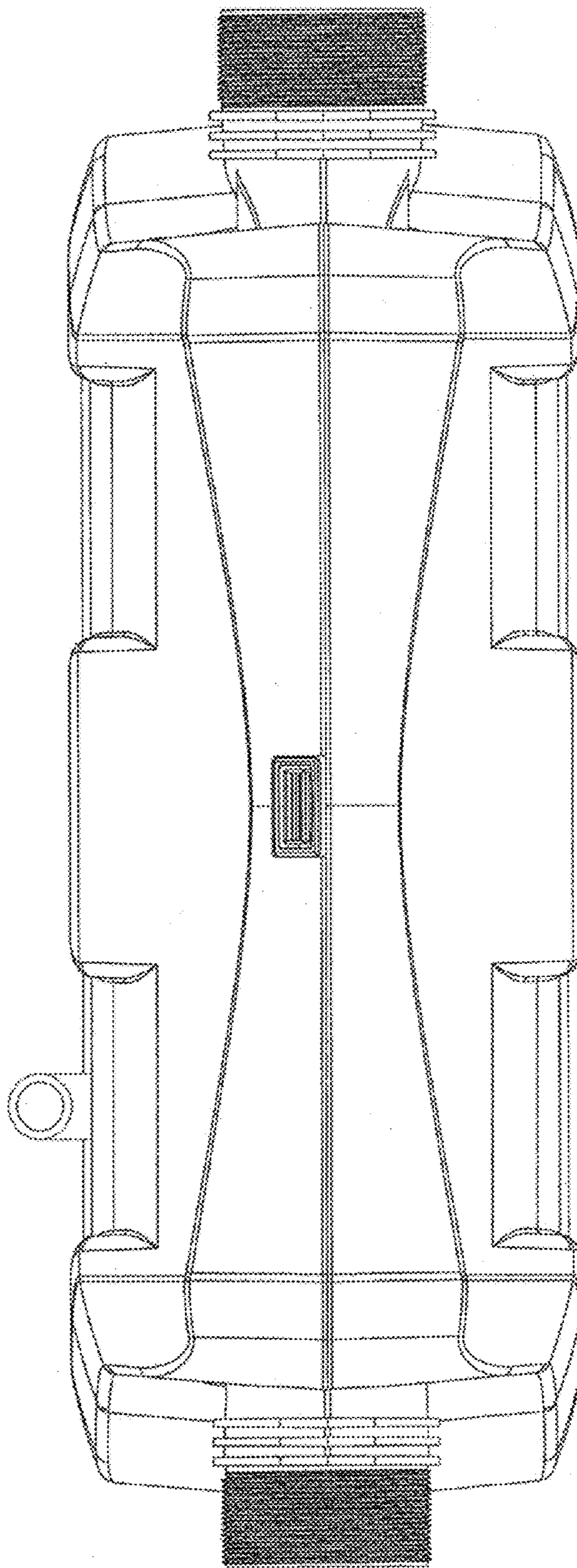
**FIG. 1**



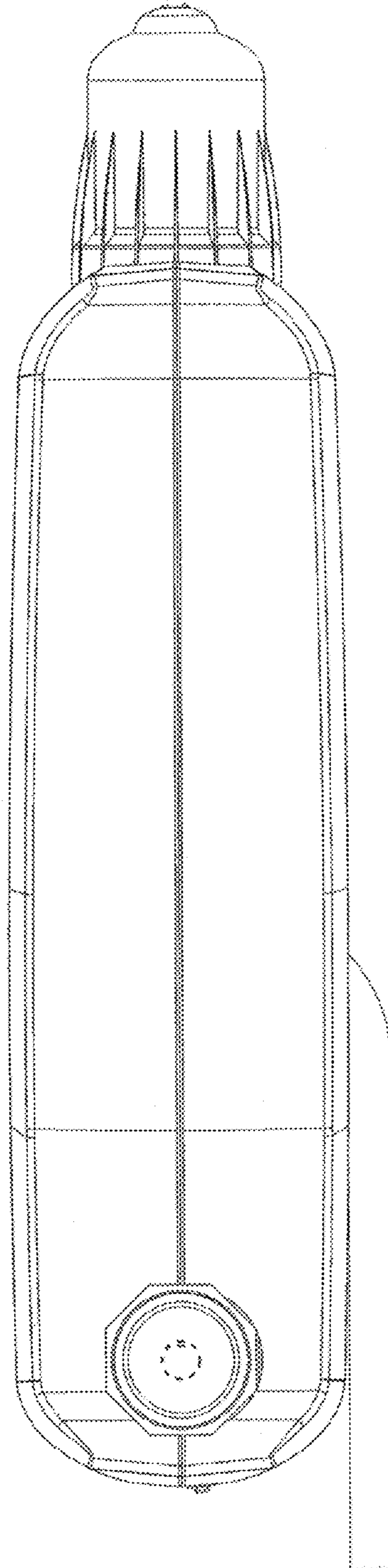
**FIG. 2**



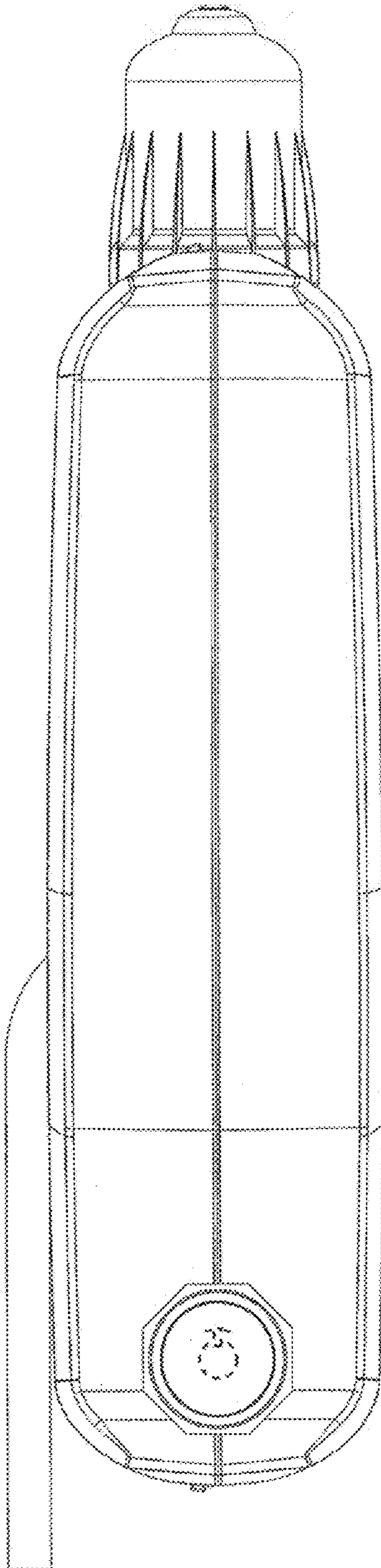
**FIG. 3**



**FIG. 4**



**FIG. 5**



**FIG. 6**