



US00D737143S

(12) **United States Design Patent**
Brown

(10) **Patent No.:** **US D737,143 S**

(45) **Date of Patent:** **** Aug. 25, 2015**

(54) **APPLICATOR DISPENSING HEAD**

(71) Applicant: **BIOMED PACKAGING SYSTEMS INC.**, Norwalk, CT (US)

(72) Inventor: **James Brown**, Armonk, NY (US)

(73) Assignee: **BIOMED PACKAGING SYSTEMS, INC.**, Norwalk, CT (US)

(**) Term: **14 Years**

(21) Appl. No.: **29/506,735**

(22) Filed: **Oct. 20, 2014**

Related U.S. Application Data

(62) Division of application No. 29/471,427, filed on Oct. 31, 2013, now Pat. No. Des. 718,131.

(51) **LOC (10) Cl.** **09-07**

(52) **U.S. Cl.**
USPC **D9/447**

(58) **Field of Classification Search**
USPC D9/434, 435, 447, 448, 449, 450, 454, D9/686, 688, 724; D28/7; 215/200; 220/200; 222/95, 153.04, 153.05, 222/153.14, 402.1, 536; 239/333
CPC A61M 35/006; B65D 47/42
See application file for complete search history.

(56) **References Cited**

U.S. PATENT DOCUMENTS

3,134,124 A * 5/1964 Horn 15/244.1
D204,831 S * 5/1966 Goldberg D9/448

3,285,479 A * 11/1966 Porter et al. 222/521
3,774,609 A * 11/1973 Schwartzman 604/3
3,847,151 A * 11/1974 D'Alessandro et al. 604/3
D245,221 S * 8/1977 Hoyt D32/45
D271,741 S * 12/1983 Riccio D8/30
5,229,061 A * 7/1993 Van Dyke et al. 264/303
D356,259 S * 3/1995 Hoyt D9/436
D419,070 S * 1/2000 Schuermann D9/449
6,711,879 B2 * 3/2004 Korteweg et al. 53/431
7,946,779 B2 * 5/2011 Kaufman et al. 401/133
D682,100 S * 5/2013 Brown D9/447

* cited by examiner

Primary Examiner — Robert M Spear

(74) *Attorney, Agent, or Firm* — Andrew F. Young, Esq.;
Lackenbach Siegel, LLP

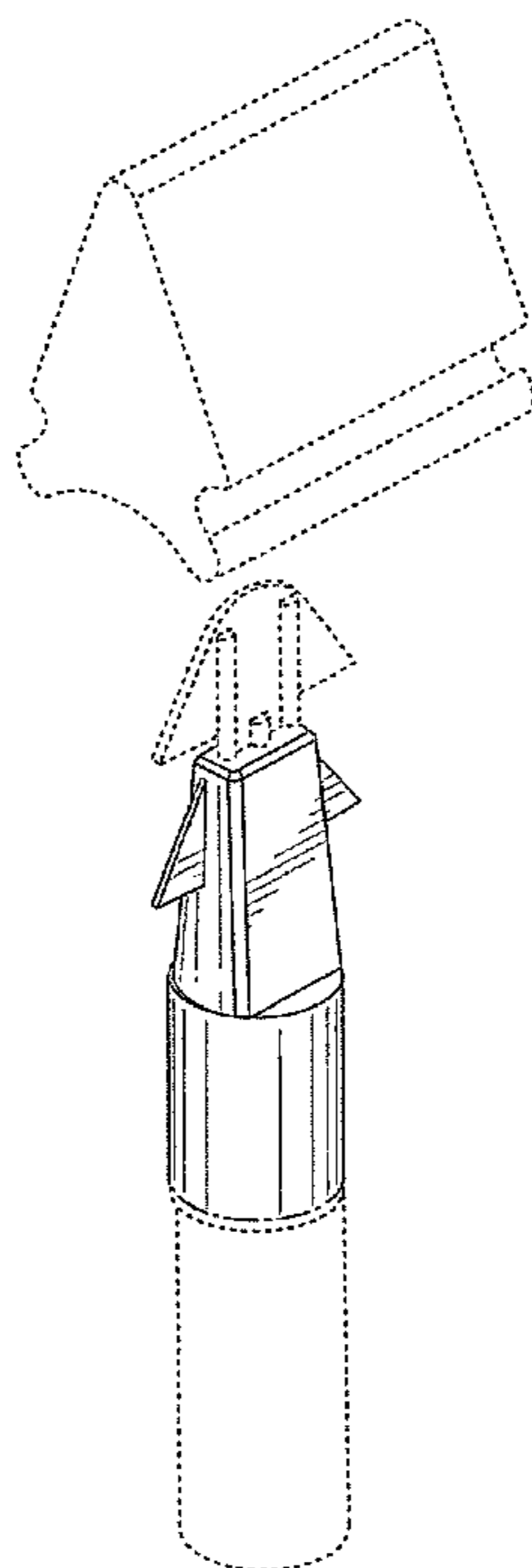
(57) **CLAIM**

The ornamental design for an applicator dispensing head, as shown and described.

DESCRIPTION

FIG. 1 is a front right perspective view of an applicator dispensing head showing our new design.
FIG. 2 is a front elevation view of FIG. 1, the rear elevation being a mirror thereof.
FIG. 3 is a left side elevation view of FIG. 1, the right side being a mirror thereof.
FIG. 4 is a top plan view of FIG. 1; and,
FIG. 5 is a bottom plan view of FIG. 1.
In the drawings, the broken lines depict unclaimed environmental subject matter and form no part of the claim.

1 Claim, 1 Drawing Sheet



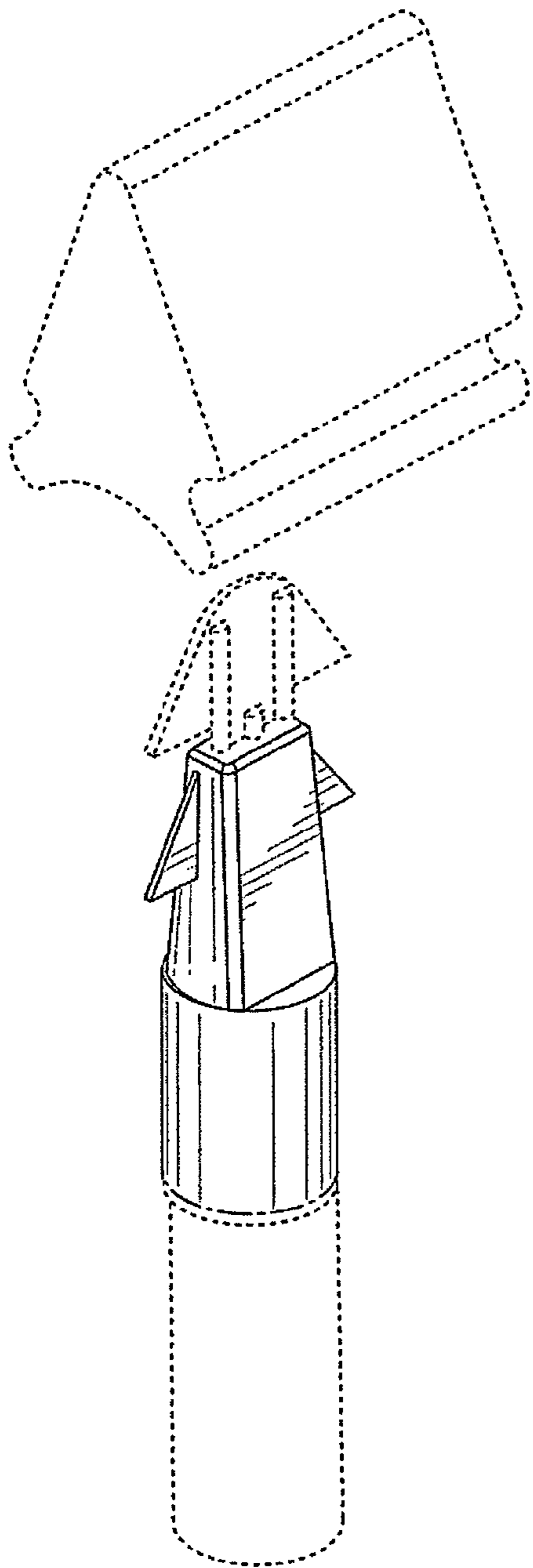


FIG. 1

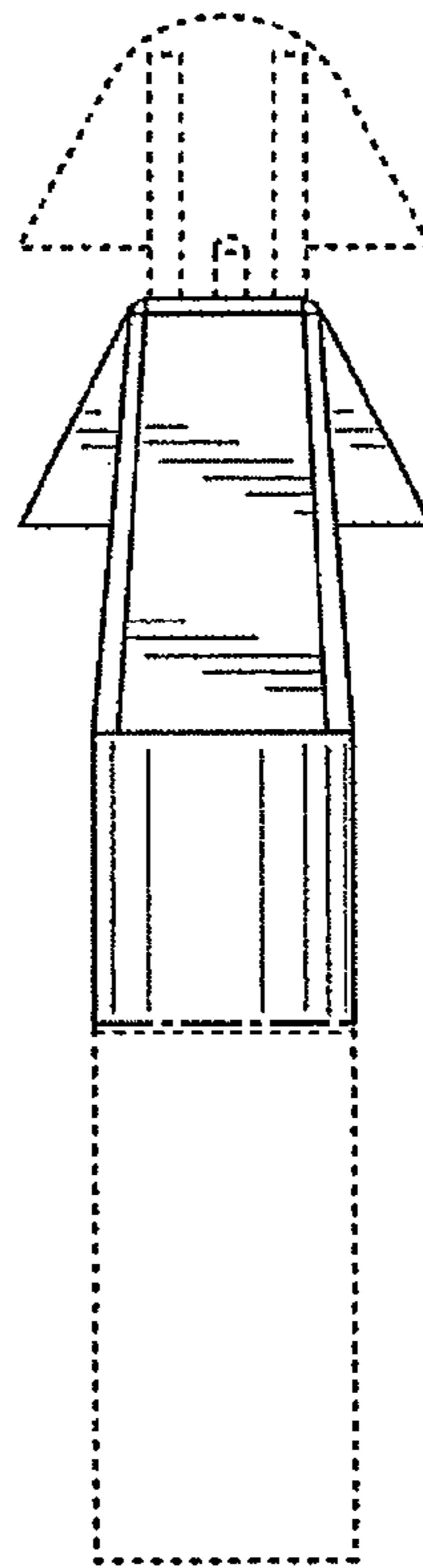


FIG. 2

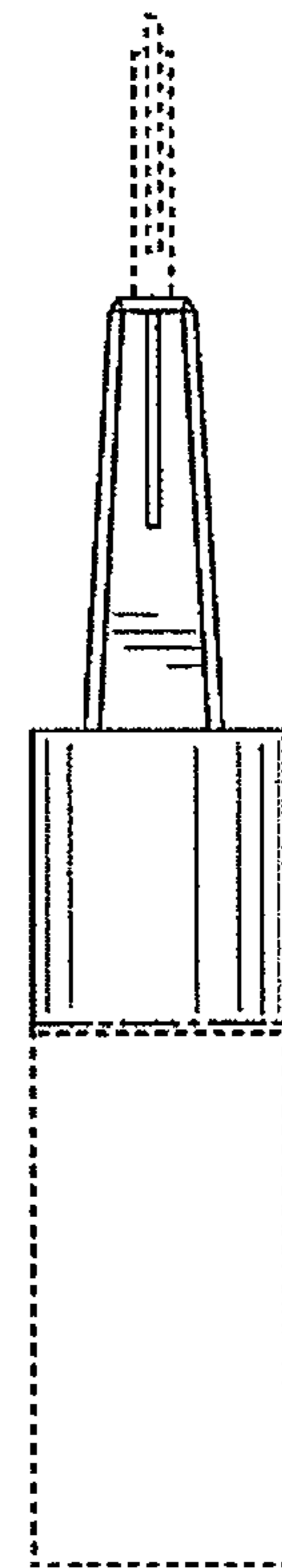


FIG. 3

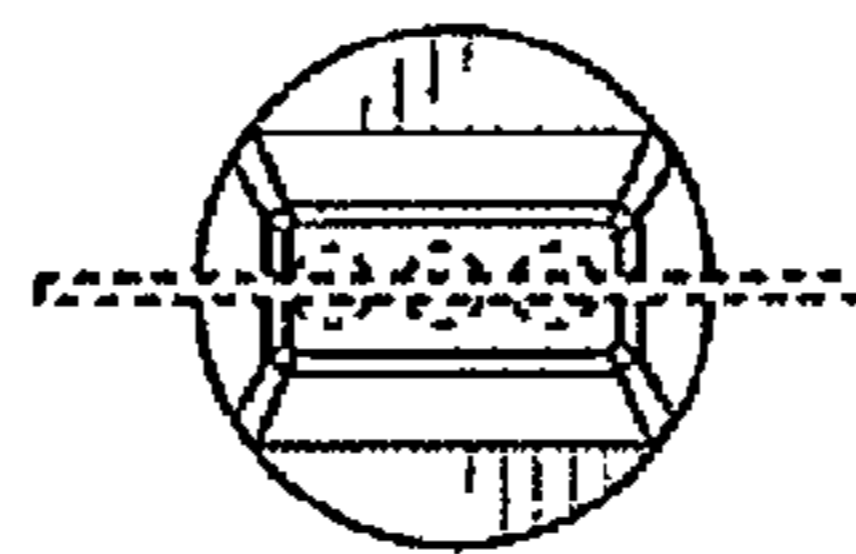


FIG. 4

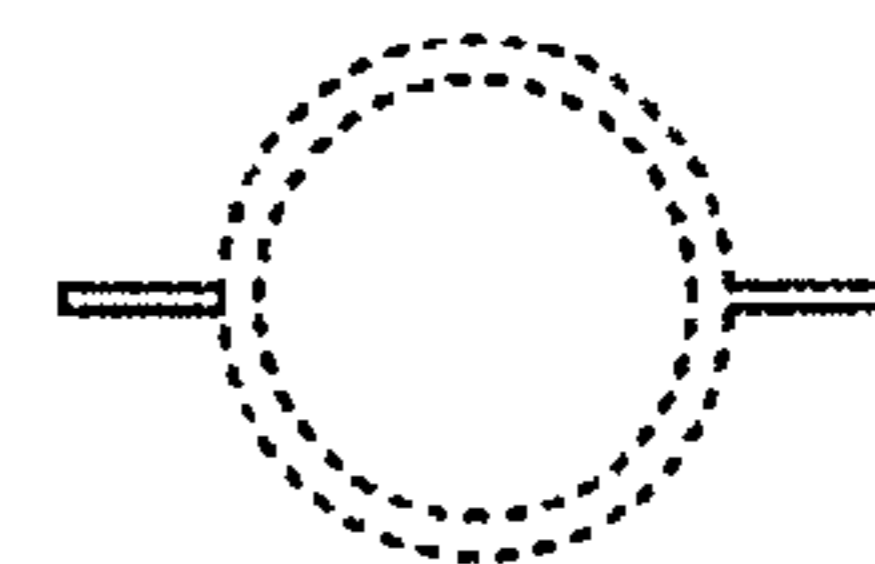


FIG. 5