



US00D737076S

(12) **United States Design Patent**
Wightman

(10) **Patent No.:** **US D737,076 S**

(45) **Date of Patent:** **** Aug. 25, 2015**

(54) **MATTRESS**

D693,604 S 11/2013 Asklof
D696,048 S 12/2013 Morrison
8,800,082 B2* 8/2014 Kluft et al. 5/717

(71) Applicant: **Leona Wightman**, Huntley, IL (US)

(72) Inventor: **Leona Wightman**, Huntley, IL (US)

(73) Assignee: **Serta, Inc.**, Hoffman Estates, IL (US)

(**) Term: **14 Years**

(21) Appl. No.: **29/472,838**

(22) Filed: **Nov. 15, 2013**

(51) **LOC (10) Cl.** **06-09**

(52) **U.S. Cl.**
USPC **D6/605**

(58) **Field of Classification Search**

USPC D6/305, 382, 383, 391, 393, 394, 395,
D6/406.6, 595, 596, 601, 602, 603, 604,
D6/605, 606, 607, 622, 690, 718.31;
D8/317, 403; D21/809; D22/108;
D30/228; D99/10, 34; 5/499, 646, 647,
5/655, 665, 668, 675, 677, 689, 690, 691,
5/693, 696, 698, 700, 702, 703, 705, 706,
5/709, 712, 717, 719, 720, 721, 727, 733,
5/737, 739, 740, 907

See application file for complete search history.

(56) **References Cited**

U.S. PATENT DOCUMENTS

1,823,669	A *	9/1931	Suekoff	5/717
1,935,275	A *	11/1933	Oerlebeck	5/739
2,191,963	A *	2/1940	London	5/499
2,715,229	A *	8/1955	Hirschman	5/703
D633,322	S	3/2011	Morrison		
D640,082	S	6/2011	Morrison		
D649,385	S *	11/2011	Freese et al.	D6/605
D649,386	S *	11/2011	Freese et al.	D6/605
D651,443	S *	1/2012	Wightman	D6/606
D679,931	S *	4/2013	Itzkovitz	D6/605
D680,358	S *	4/2013	Tjoflat	D6/605
D690,134	S	9/2013	Nielsen et al.		
D690,962	S	10/2013	Danileson		
D693,143	S	11/2013	Nielsen et al.		

OTHER PUBLICATIONS

Kast, "Therapeutic International Expands Buoyancy Collection With Top-End Model", magazine, Fall 2013, p. 29.

* cited by examiner

Primary Examiner — Eric Goodman

Assistant Examiner — Bao-Yen Nguyen

(74) *Attorney, Agent, or Firm* — Quarles & Brady LLP

(57) **CLAIM**

The ornamental design for a mattress, as shown and described.

DESCRIPTION

FIG. 1 is an isometric view of a top, front, and right side of an ornamental design for a mattress;

FIG. 2 is an enlarged detail view of area 2, circumscribed within FIG. 1;

FIG. 3 is a front elevational view of the mattress of FIG. 1;

FIG. 4 is a rear elevational view of the mattress of FIG. 1;

FIG. 5 is a right side elevational view of the mattress of FIG. 1;

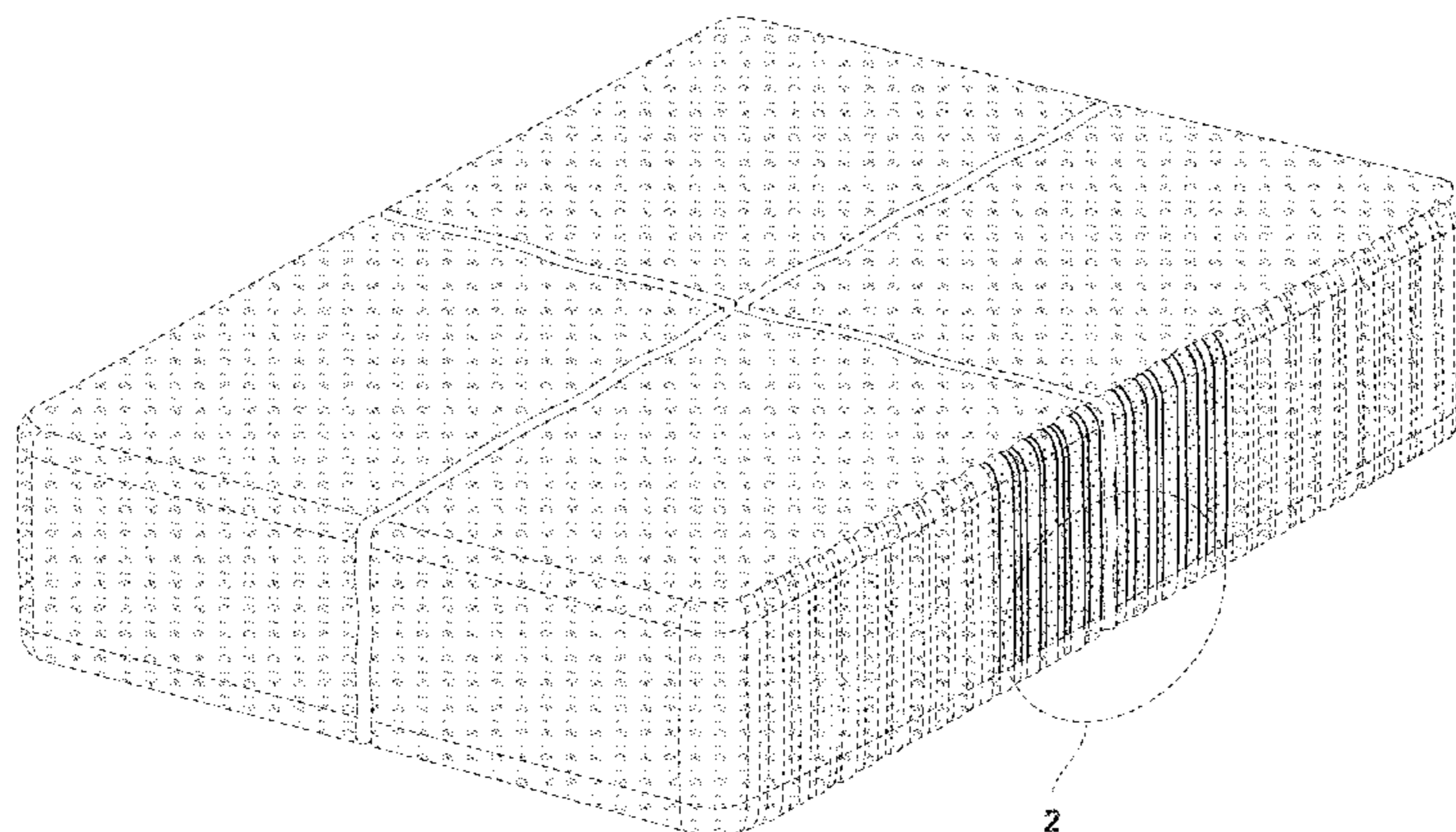
FIG. 6 is a left side elevational view of the mattress of FIG. 1;

FIG. 7 is top plan view of the mattress of FIG. 1; and,

FIG. 8 is a bottom plan view of the mattress of FIG. 1.

It is understood that the dashed clover-like surface pattern and the vertical dash-dash-dash-dash broken lines on the sides of the mattress represent a pattern on the surface of the mattress that forms no part of the claimed design. Further, the remaining dash-dash-dash-dash broken lines represent environmental structure that forms no part of the claimed design. The dash-dot-dash-dot broken lines depict a mattress with a symbolic break in its length and width and forms no part of the claimed design. The appearance of any portion of the article between the break lines forms no part of the claimed design. The dotted pattern bounded by the solid lines on the sides depicts a portion of the mattress and forms no part of the claimed design.

1 Claim, 6 Drawing Sheets



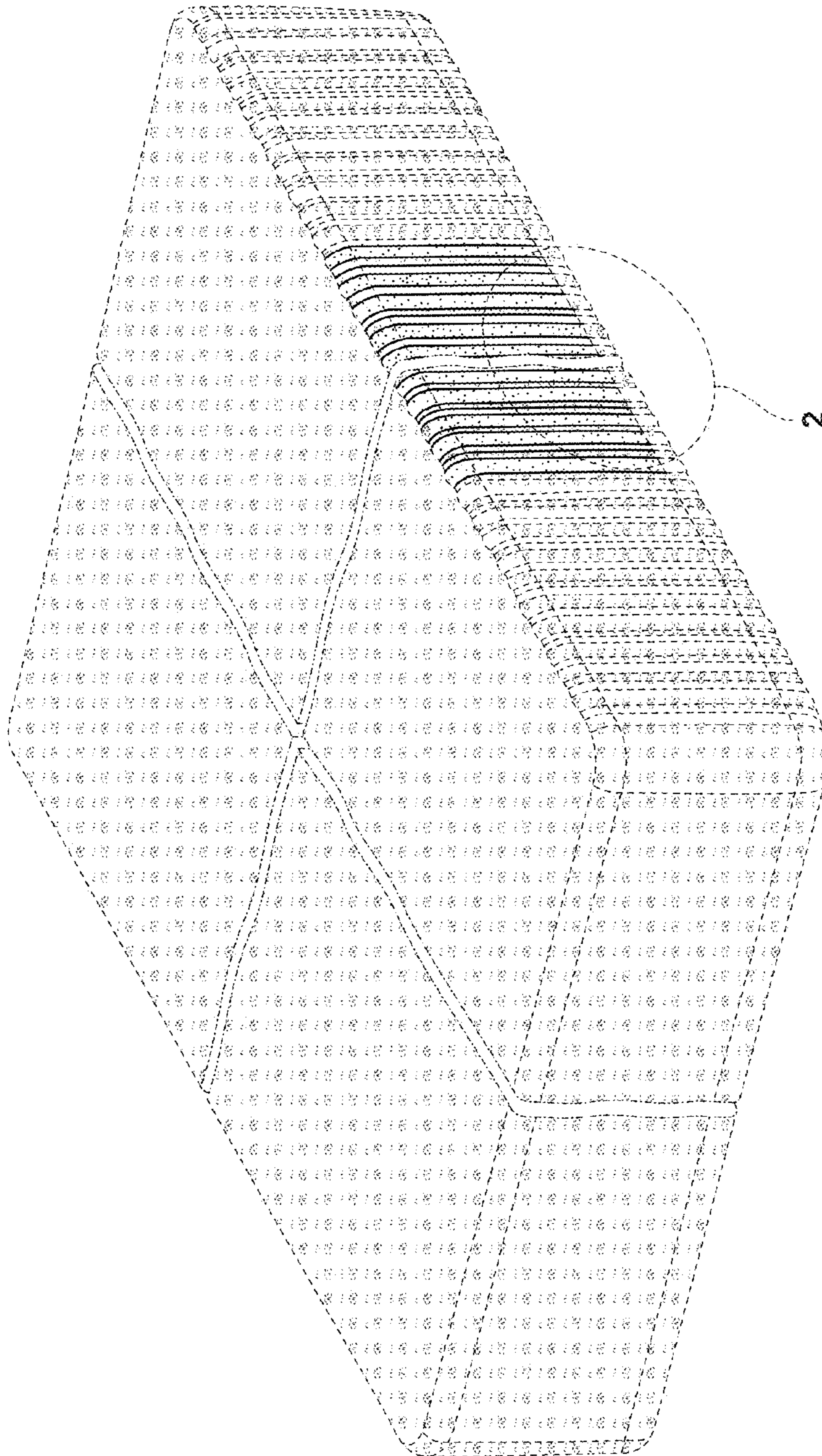


FIG. 1

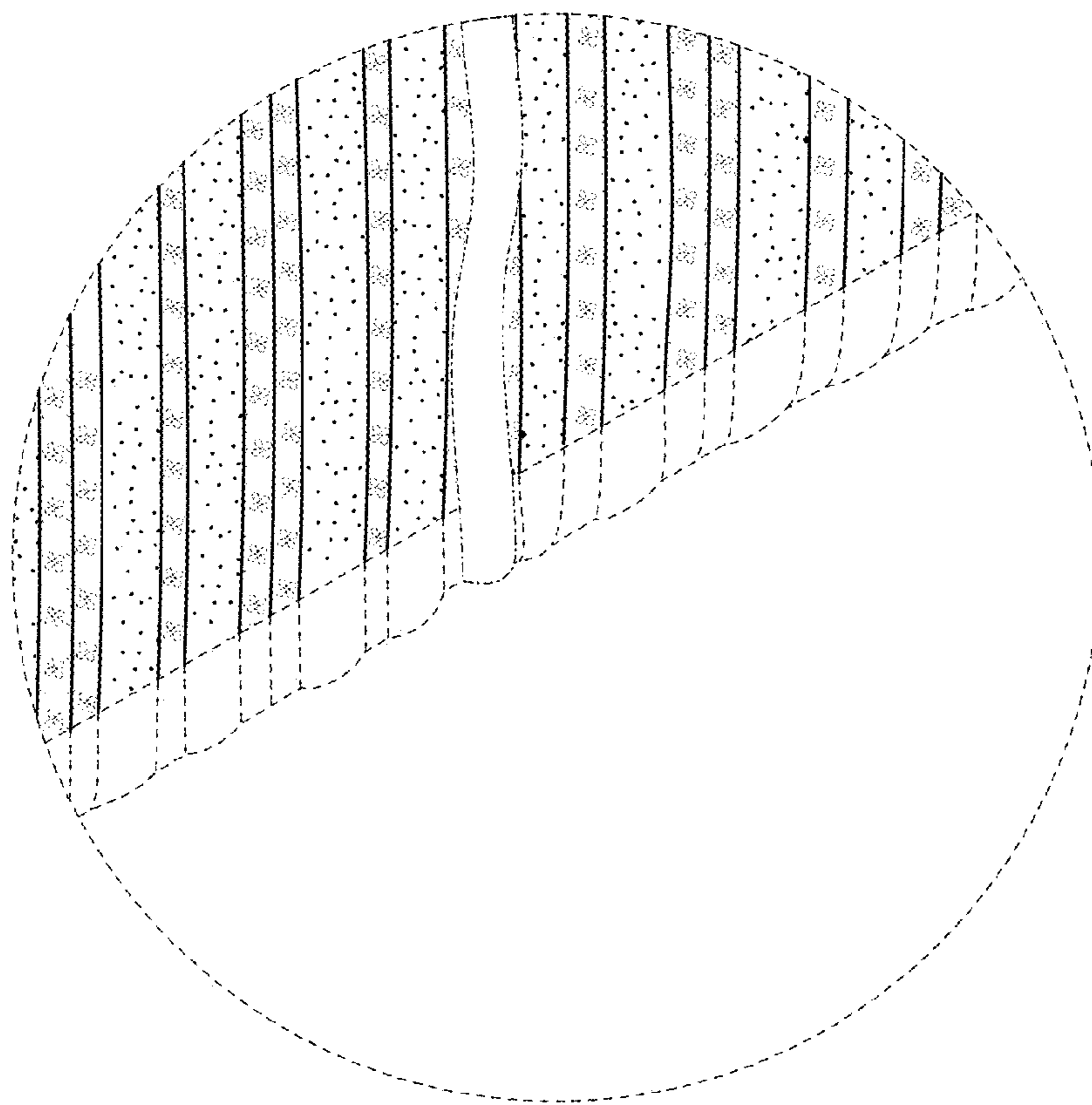


FIG.2




FIG. 3




FIG. 4




FIG. 5




FIG. 6




FIG. 7




FIG. 8