



US00D737061S

(12) **United States Design Patent**
Daley et al.

(10) **Patent No.:** **US D737,061 S**
(45) **Date of Patent:** **** Aug. 25, 2015**

- (54) **BOUNCER SEAT**
- (71) Applicant: **Thorley Industries LLC**, Pittsburgh, PA (US)
- (72) Inventors: **Robert D. Daley**, Pittsburgh, PA (US); **Elijah M. Wiegmann**, Natrona Heights, PA (US); **Justin Adleff**, Pittsburgh, PA (US); **Parker Trow**, Pittsburgh, PA (US); **Daniel Kanitz**, Pittsburgh, PA (US)
- (73) Assignee: **Thorley Industries LLC**, Pittsburgh, PA (US)
- (**) Term: **14 Years**

5,617,594 A	4/1997	Chien	
5,711,045 A	1/1998	Caster et al.	
D419,311 S	1/2000	Maggeni et al.	
6,068,566 A	5/2000	Kim	
6,378,940 B1	4/2002	Longoria et al.	
D468,544 S *	1/2003	Myers	D6/334
6,574,806 B1	6/2003	Maher	
D480,884 S	10/2003	Kane et al.	
D492,519 S	7/2004	Nolan	
6,811,217 B2	11/2004	Kane et al.	
6,851,745 B2	2/2005	nee Wilkins et al.	
D503,289 S *	3/2005	Eyman et al.	D6/344
6,966,082 B2	11/2005	Bloemer et al.	
D513,130 S	12/2005	Canna et al.	
6,971,127 B2	12/2005	Richards	
D518,967 S	4/2006	Canna et al.	
D560,374 S	1/2008	Bergkvist	

(Continued)

- (21) Appl. No.: **29/500,889**
- (22) Filed: **Aug. 29, 2014**
- (51) **LOC (10) Cl.** **06-01**
- (52) **U.S. Cl.**
USPC **D6/344**
- (58) **Field of Classification Search**
USPC D6/334, 335, 336, 344, 348, 372, 375, D6/715, 708.16; D21/412
CPC A47D 13/00; A47D 13/10; A47D 13/102; A47D 13/105; A47D 13/107; A47D 9/02
See application file for complete search history.

FOREIGN PATENT DOCUMENTS

- DE 202005017014 U1 1/2006
- Primary Examiner* — Mimosa De
- (74) *Attorney, Agent, or Firm* — The Webb Law Firm


(57) **CLAIM**
The ornamental design for a bouncer seat, as shown and described.

DESCRIPTION

FIG. 1 is a front perspective view of a bouncer seat in accordance with the present invention; FIG. 2 is a front side plan view thereof; FIG. 3 is a rear side plan view thereof; FIG. 4 is a right side plan view thereof; FIG. 5 is a left side plan view thereof; FIG. 6 is a top plan view thereof; and, FIG. 7 is a bottom plan view thereof. The broken lines illustrating portions of the bouncer seat form no part of the claimed design.

1 Claim, 7 Drawing Sheets

- (56) **References Cited**
U.S. PATENT DOCUMENTS
- | | | |
|-------------|---------|---------------------|
| D237,023 S | 10/1975 | Rossi |
| D282,791 S | 3/1986 | Lockett, III et al. |
| 4,620,334 A | 11/1986 | Robinson |
| D297,685 S | 9/1988 | Wilson |
| 4,970,740 A | 11/1990 | Crawford |
| D321,599 S | 11/1991 | Takahashi et al. |
| 5,107,555 A | 4/1992 | Thrasher |
| 5,342,113 A | 8/1994 | Wu |
| 5,411,315 A | 5/1995 | Greenwood |
| 5,509,721 A | 4/1996 | Huang |



(56)

References Cited

U.S. PATENT DOCUMENTS

7,395,560 B2	7/2008	Bloemer et al.	D651,817 S *	1/2012	Horn et al.	D6/344
D579,673 S	11/2008	Mancuso et al.	D655,113 S	3/2012	Wiegmann et al.	
D583,719 S	12/2008	Siewertsen	D660,026 S	5/2012	Shi	
D594,667 S	6/2009	Wang	8,197,005 B2	6/2012	Hopke et al.	
7,571,926 B2	8/2009	Huang	8,205,943 B2 *	6/2012	Zhong	A47D 13/102
D600,927 S	9/2009	Lake et al.	8,239,984 B2	8/2012	Hopke et al.	
D601,818 S	10/2009	Lake et al.	D680,764 S	4/2013	Chen	
D602,266 S	10/2009	Hagström	D688,884 S	9/2013	Lane et al.	
D611,257 S	3/2010	Jacobs et al.	D691,381 S	10/2013	Kittilsen et al.	
D612,621 S	3/2010	Ekström	D698,560 S *	2/2014	Chen	D6/344
D615,909 S	5/2010	Thorne et al.	D702,052 S	4/2014	Wiegmann et al.	
D619,817 S	7/2010	Gower et al.	8,757,716 B2 *	6/2014	Ru et al.	A47D 13/107
7,780,236 B2 *	8/2010	Bergkvist	8,827,366 B2	9/2014	Hopke et al.	
D623,429 S	9/2010	Plested et al.	2005/0060805 A1	3/2005	Chen	
7,845,728 B2	12/2010	Chen et al.	2005/0091743 A1	5/2005	Bloemer et al.	
D637,828 S	5/2011	Horn et al.	2007/0246916 A1	10/2007	Hou	
D645,264 S	9/2011	Wiegmann et al.	2008/0136236 A1	6/2008	Kincaid et al.	
			2008/0179928 A1	7/2008	Chen et al.	
			2009/0014985 A1	1/2009	Huang	

* cited by examiner

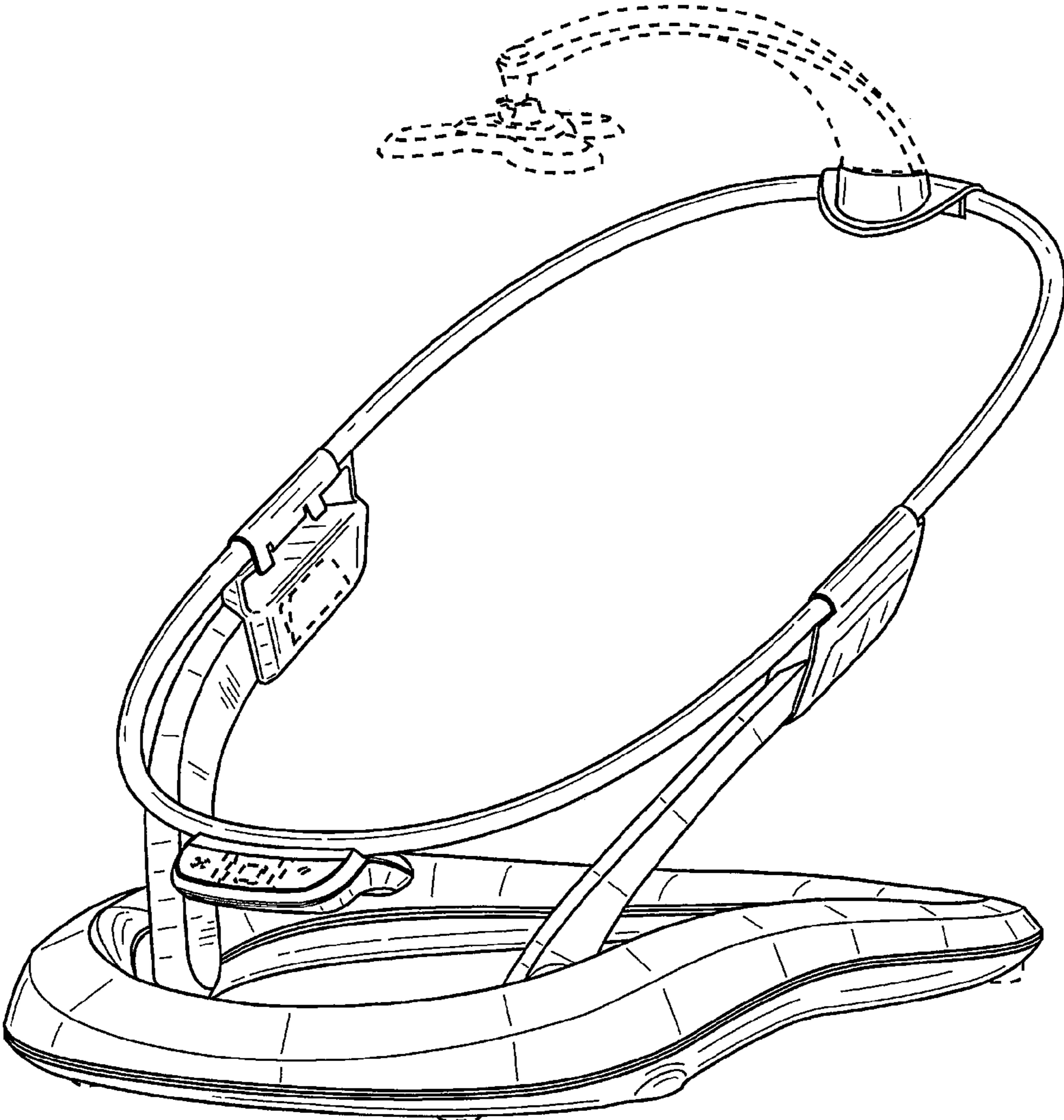


FIG. 1

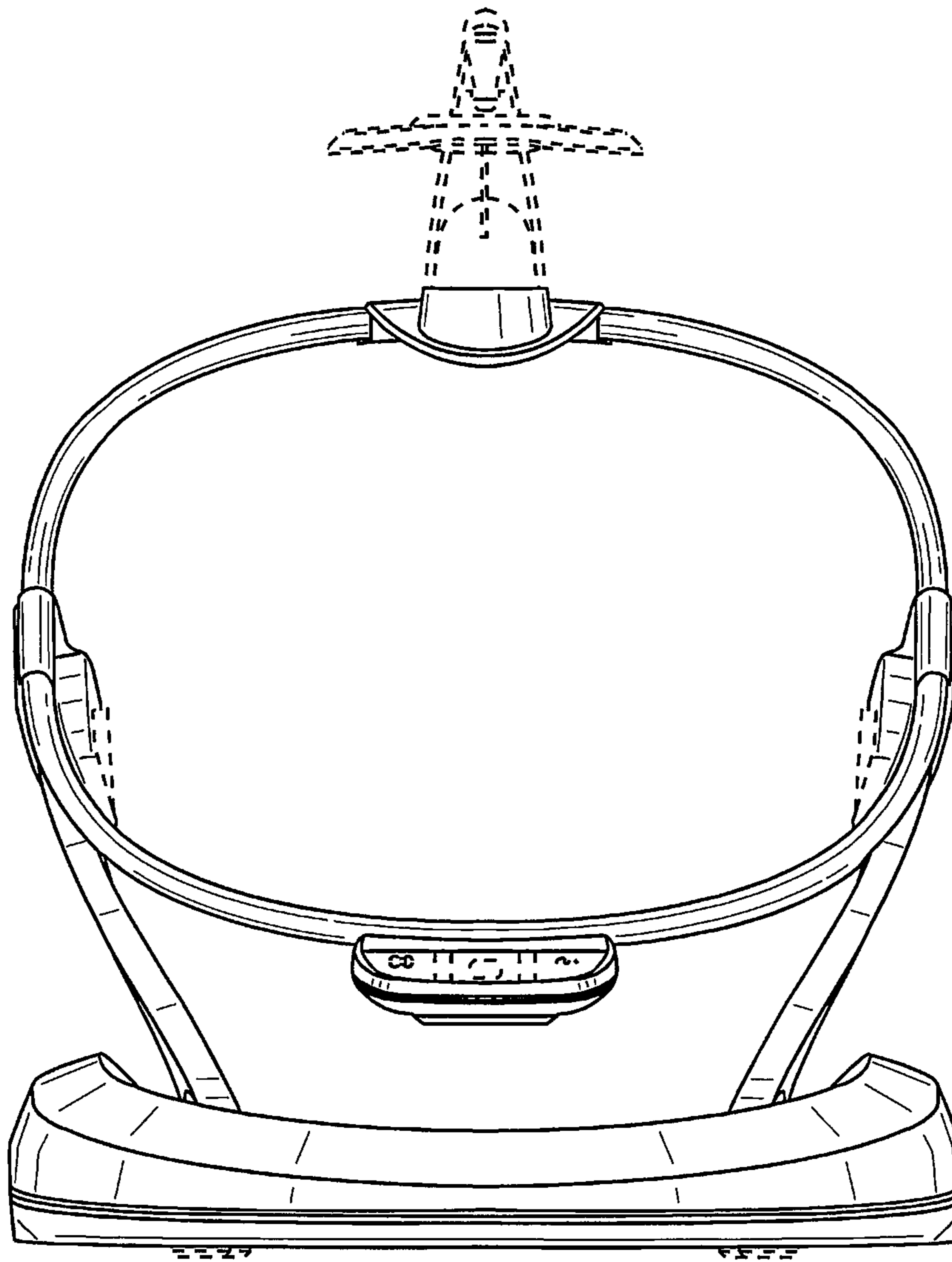


FIG. 2

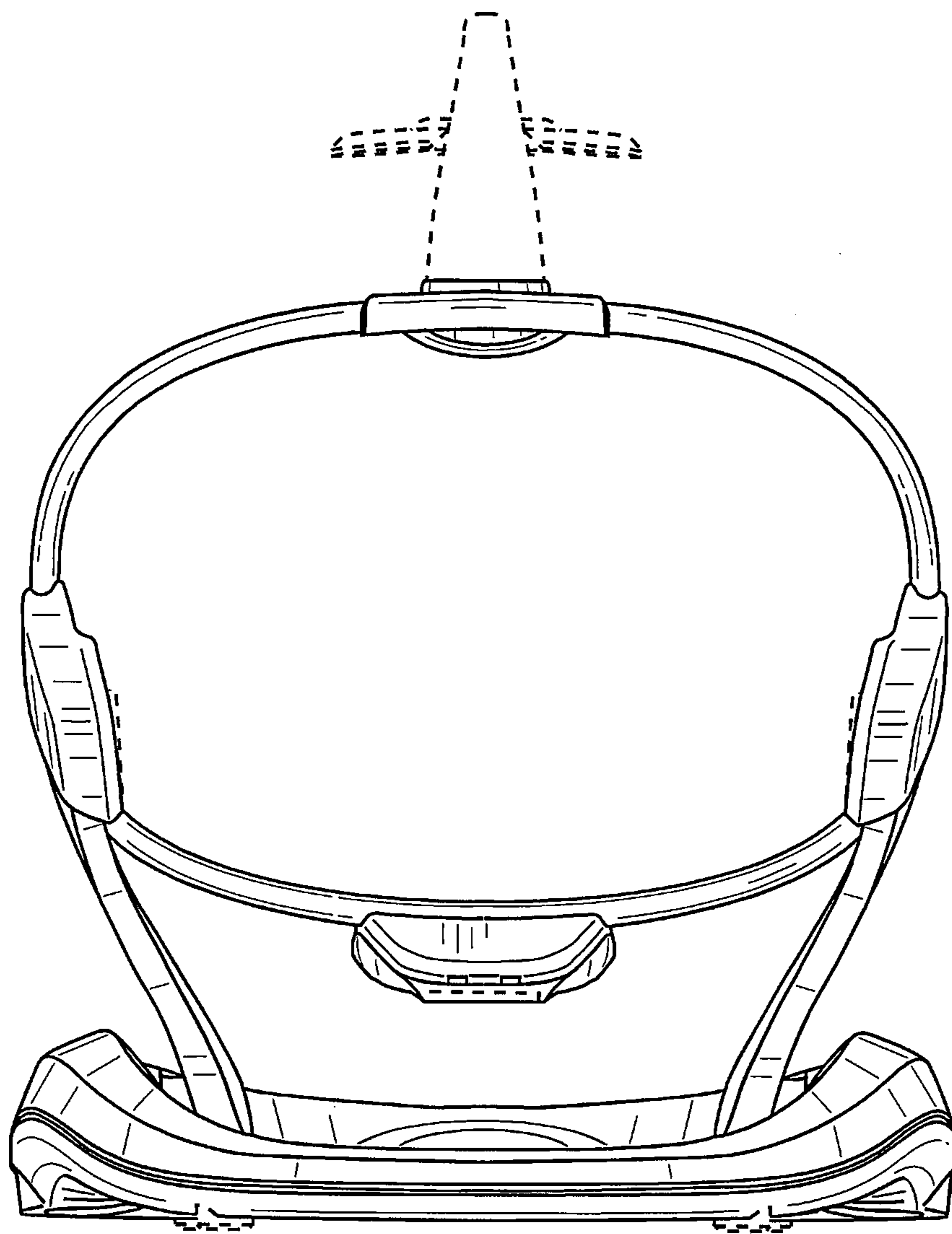


FIG. 3

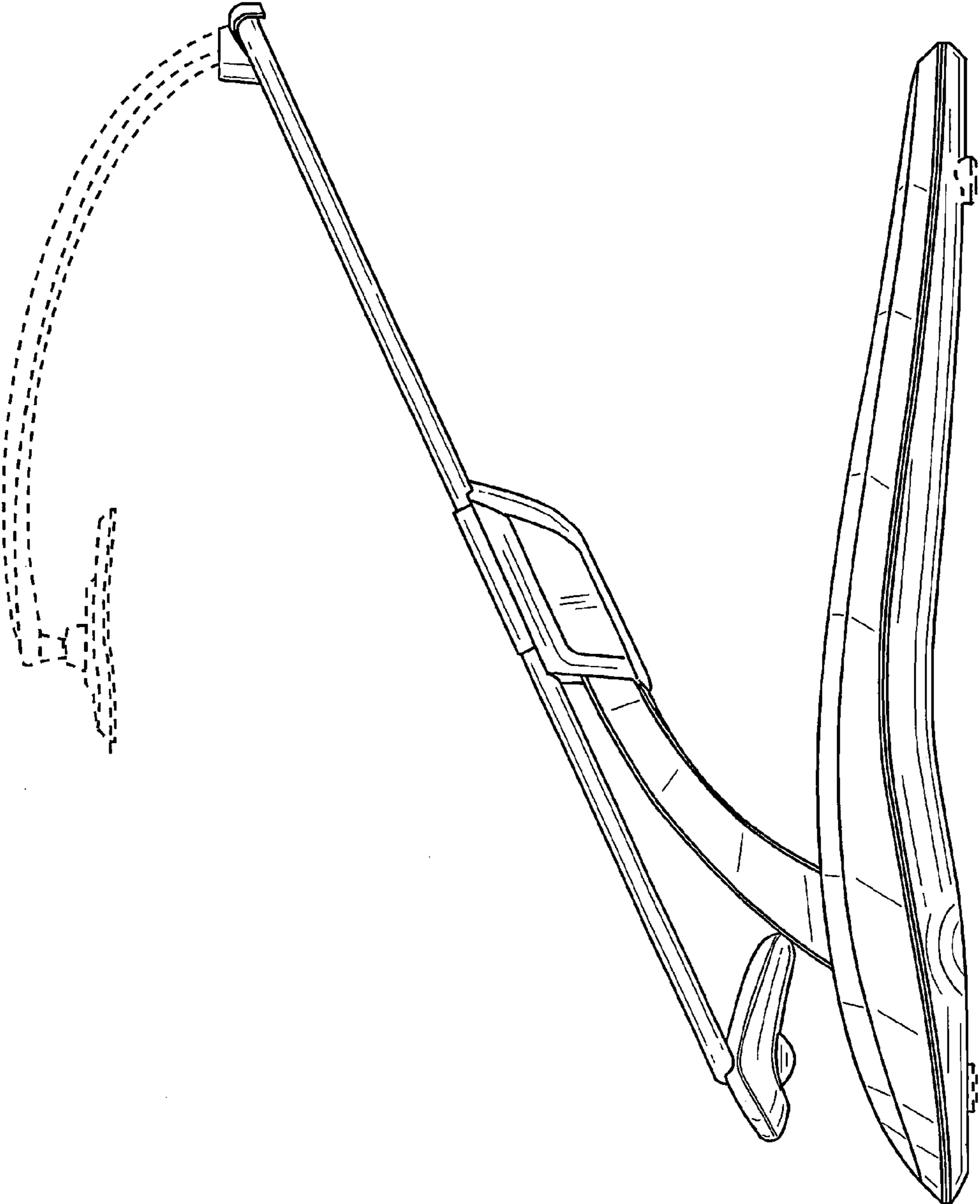


FIG. 4

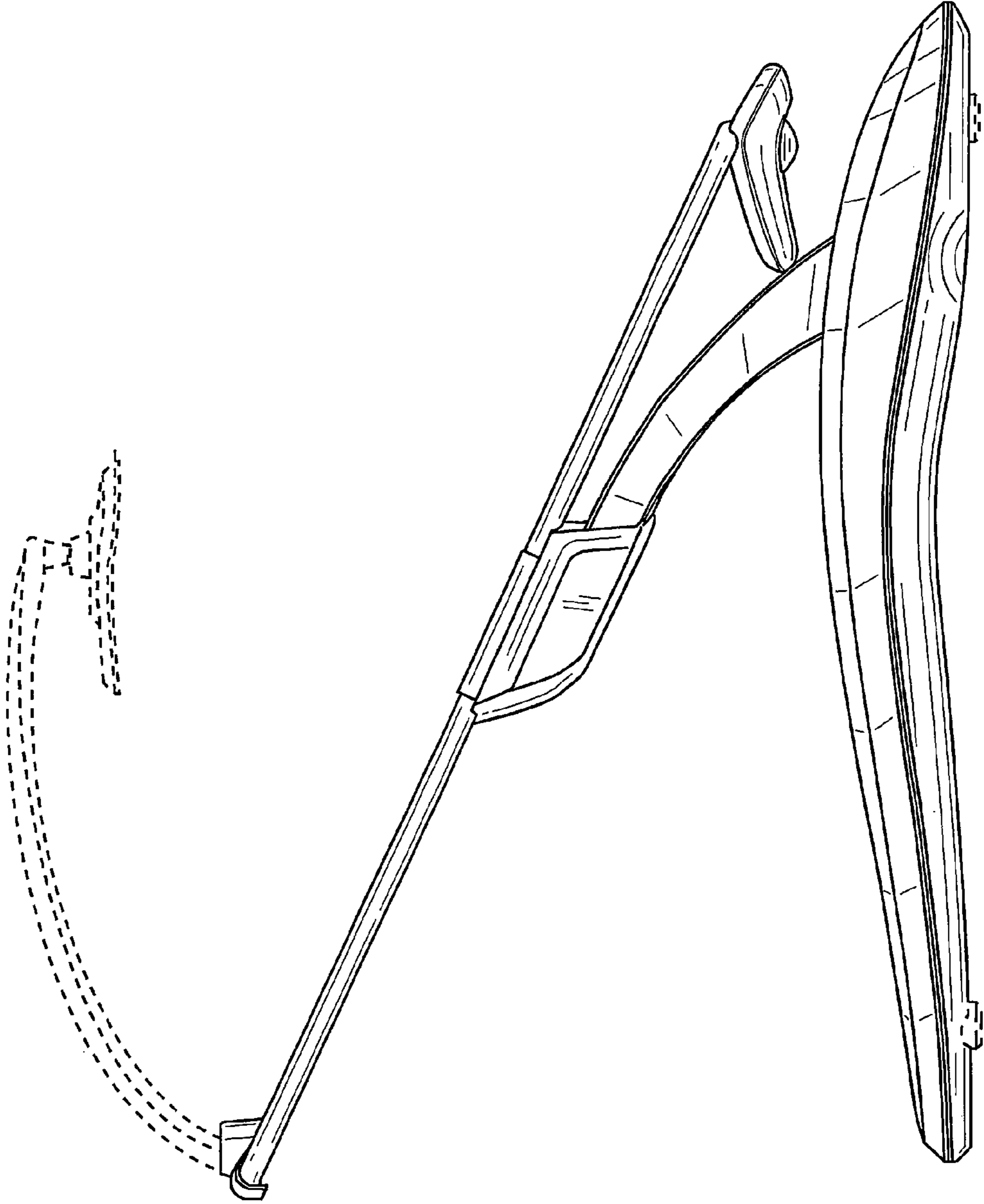


FIG. 5

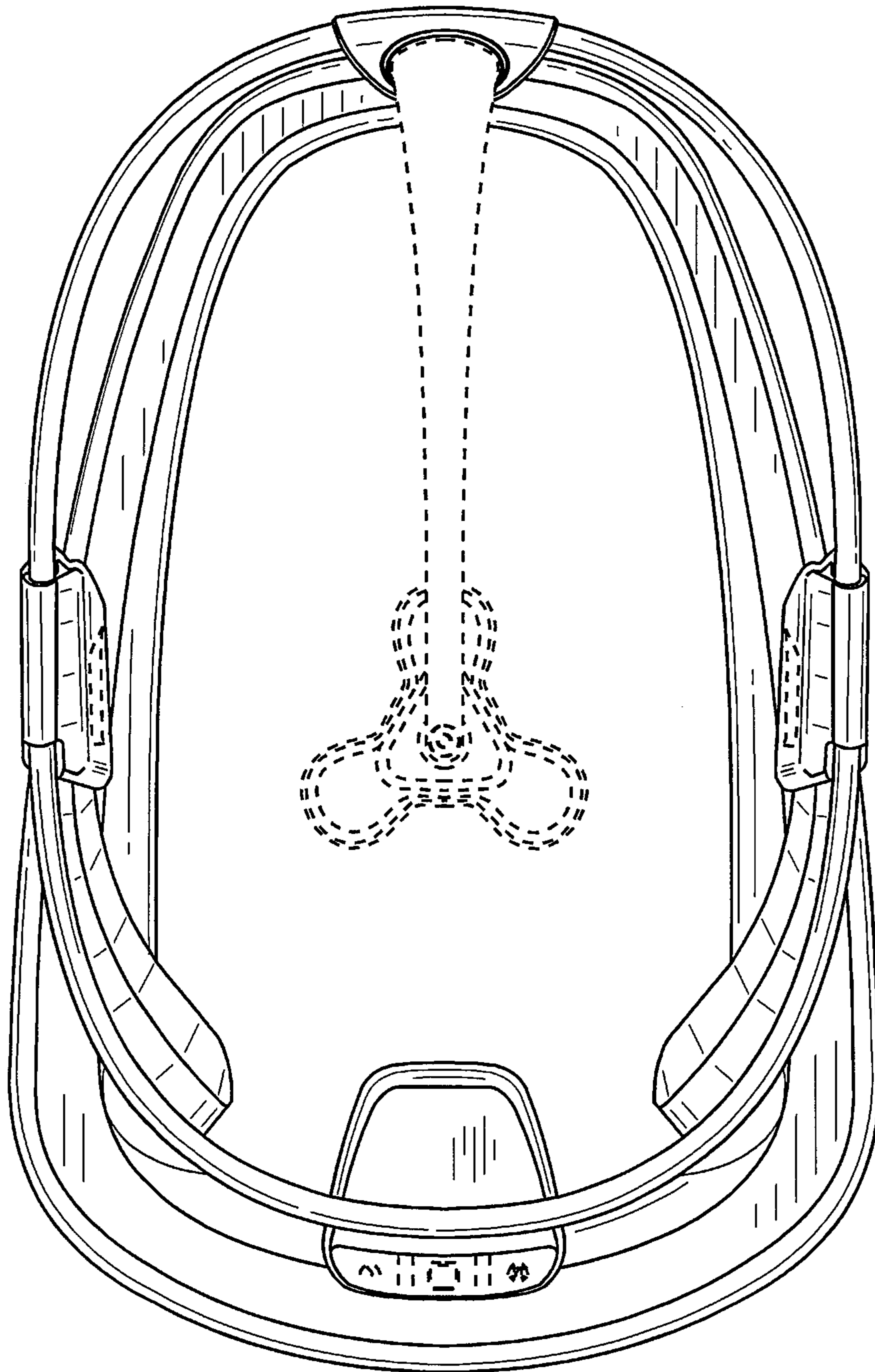


FIG. 6

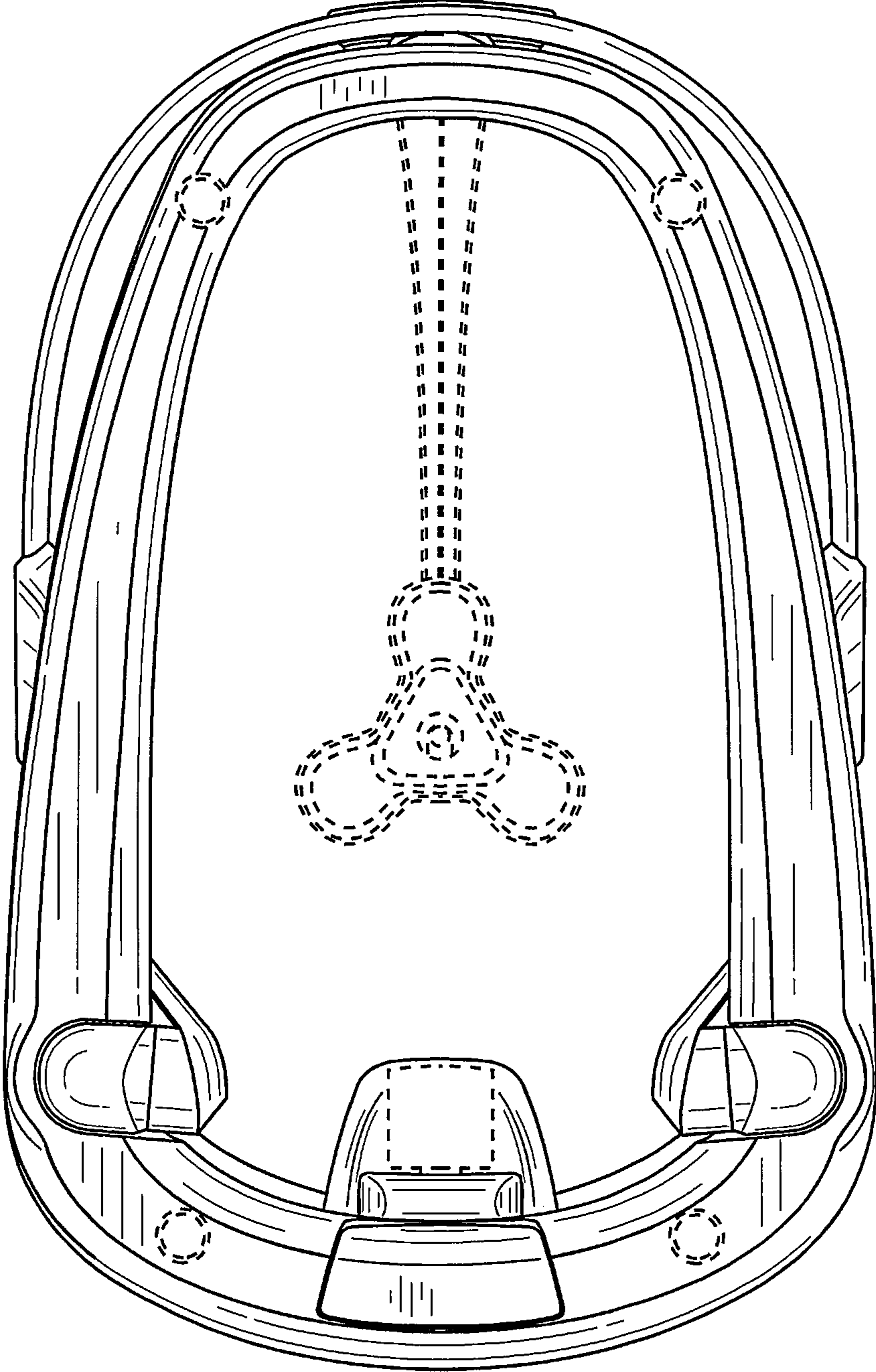


FIG. 7