



US00D737046S

(12) **United States Design Patent**
Robert

(10) **Patent No.:** **US D737,046 S**
(45) **Date of Patent:** **** Aug. 25, 2015**

(54) **BACKPACK**

(71) Applicant: **Plano Molding Company**, Plano, IL
(US)

(72) Inventor: **Jay Robert**, Star, ID (US)

(73) Assignee: **PLANO MOLDING COMPANY**,
Plano, IL (US)

(**) Term: **14 Years**

(21) Appl. No.: **29/478,195**

(22) Filed: **Jan. 2, 2014**

(51) **LOC (10) Cl.** **03-01**

(52) **U.S. Cl.**
USPC **D3/217**

(58) **Field of Classification Search**
USPC D3/201, 213–218, 231, 232, 267, 273,
D3/289, 290, 318, 327; 224/153, 155, 156,
224/191, 575, 576, 578, 581, 586, 613, 617,
224/627, 630, 644, 645, 650, 653, 657
CPC A45F 3/04; A45F 3/042; A45F 3/045;
A45F 3/047; A45F 3/08; A45F 3/10; A45F
3/14; A45F 4/02; A45F 4/08; A45C 13/08;
A45C 13/083

See application file for complete search history.

(56) **References Cited**

U.S. PATENT DOCUMENTS

3,679,108 A 7/1972 Ingram
4,318,502 A 3/1982 Lowe et al.
D355,297 S 2/1995 Ash
5,400,934 A 3/1995 Ducros
5,427,290 A 6/1995 Thatcher
D369,021 S 4/1996 Kliot
5,639,005 A 6/1997 Chouinard

D386,887 S 12/1997 Hambas
5,909,802 A 6/1999 Puco et al.
5,913,409 A 6/1999 Test
5,975,387 A 11/1999 Gleason et al.
D418,673 S 1/2000 Madsen
D418,972 S 1/2000 Gold
D426,051 S 6/2000 Bugel et al.
6,216,926 B1 4/2001 Pratt
6,243,892 B1 6/2001 Kelling
6,295,650 B1 10/2001 Baacke
6,422,439 B1 7/2002 Kelliher et al.
D465,638 S 11/2002 Reeves
6,763,987 B1 7/2004 Eberle
6,772,925 B2 8/2004 O'Hare

(Continued)

Primary Examiner — Michael A Pratt

(74) *Attorney, Agent, or Firm* — McGuireWoods LLP

(57) **CLAIM**

I claim the ornamental design for a backpack, as shown and described in FIGS. 1-7.

DESCRIPTION

FIG. 1 is a left-rear perspective view of the backpack; FIG. 2 is a rear view of the backpack shown in FIG. 1; FIG. 3 is a front view of the backpack shown in FIG. 1; FIG. 4 is a right-side view of the backpack shown in FIG. 1; FIG. 5 is a left-side view of the backpack shown in FIG. 1; FIG. 6 is a top view of the backpack shown in FIG. 1; and, FIG. 7 is a bottom view of the backpack shown in FIG. 1. Applicant expressly reserves the right to modify FIGS. 1-7 to include, in line drawing format, any one or all of the features shown (i.e., shown in either dashed-lines or solid lines) in FIGS. 1-7.

The subject matter shown in dashed lines, and any surfaces of the design not shown, including interior surfaces, form no part of the claimed invention.

1 Claim, 7 Drawing Sheets



(56)

References Cited

U.S. PATENT DOCUMENTS

6,892,915 B2	5/2005	Mares	8,157,138 B2	4/2012	Leyendecker
D510,793 S	10/2005	Peterson	D665,573 S	8/2012	Crandall
7,000,255 B1	2/2006	Baacke	D673,363 S	1/2013	Crandall
D526,468 S	8/2006	Dingman et al.	D699,940 S	2/2014	Robert
7,117,539 B1	10/2006	Baacke	D699,941 S	2/2014	Robert
D550,448 S	9/2007	Boje et al.	D710,085 S *	8/2014	Szewczyk D3/217
D552,845 S	10/2007	Shor et al.	D710,086 S *	8/2014	Szewczyk D3/217
D554,853 S *	11/2007	Bihn et al. D3/217	2004/0149793 A1	8/2004	Theodore
D569,099 S *	5/2008	Gossett D3/217	2005/0133399 A1	6/2005	Fidrych
D587,007 S	2/2009	Phillips, III	2005/0230445 A1	10/2005	Woo
D603,157 S	11/2009	Hutchinson	2006/0213944 A1	9/2006	Dieter
D611,680 S	3/2010	Thomas	2006/0239593 A1	10/2006	Fidrych
D629,613 S *	12/2010	Murray D3/328	2008/0029562 A1	2/2008	Hawkins et al.
7,851,932 B2	12/2010	Rome et al.	2008/0116026 A1 *	5/2008	Bass et al. 190/1
D630,427 S	1/2011	McGuire	2008/0156839 A1	7/2008	Betcher et al.
D641,973 S	7/2011	Quehl	2009/0274398 A1	11/2009	Men
D642,791 S	8/2011	Quehl	2010/0308086 A1	12/2010	Chapuis
8,047,411 B2	11/2011	Thatcher	2011/0000944 A1	1/2011	Hood
D650,576 S *	12/2011	Bertken D3/217	2011/0010818 A1	1/2011	Hood
8,118,201 B1	2/2012	Calkin	2011/0099681 A1	5/2011	Imai et al.
8,123,581 B2	2/2012	Aschauer	2011/0186611 A1	8/2011	Eberle
			2011/0290842 A1	12/2011	Esref et al.
			2012/0031936 A1	2/2012	Hairston
			2014/0239031 A1	8/2014	Robert

* cited by examiner

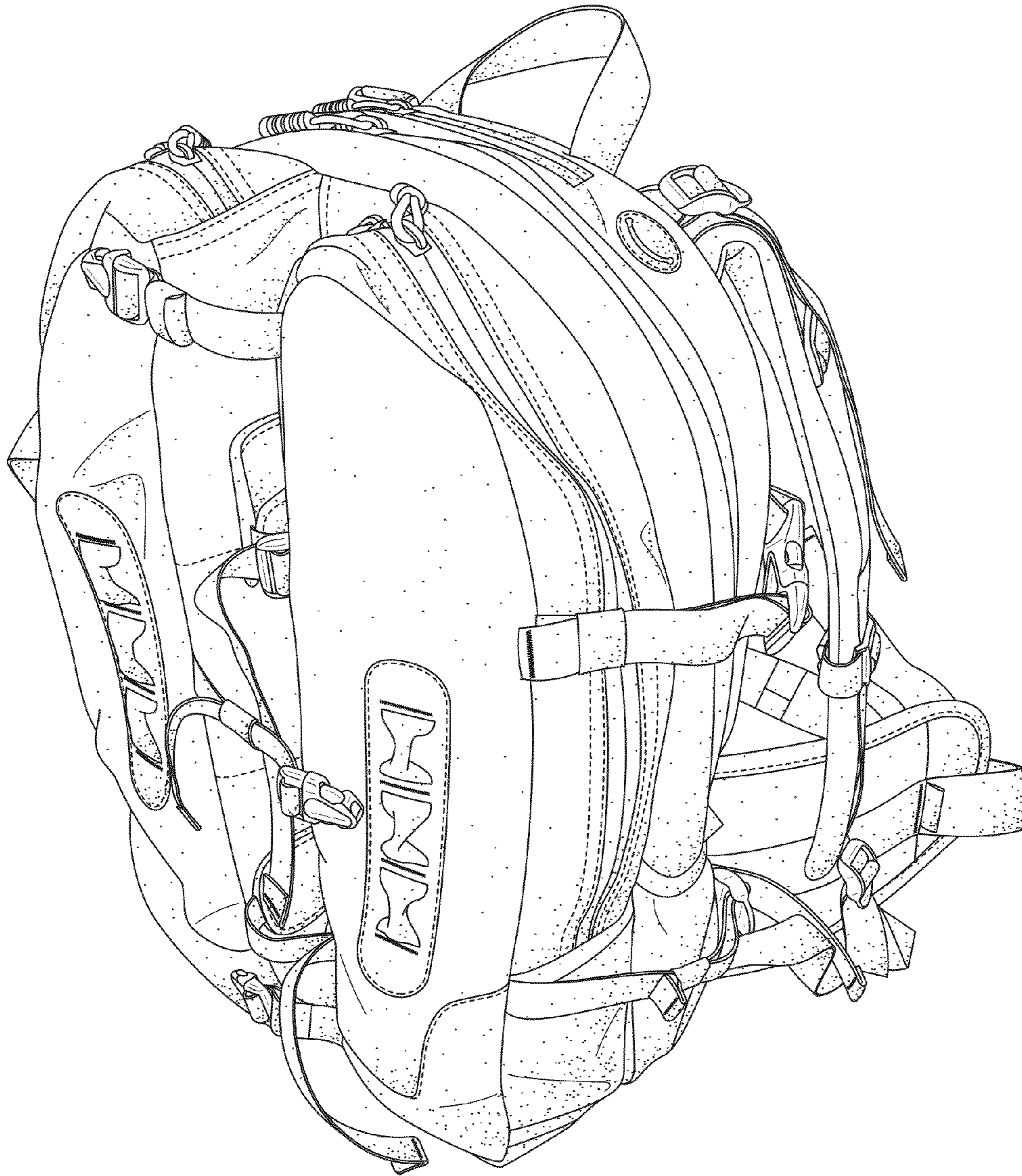


FIG. 1

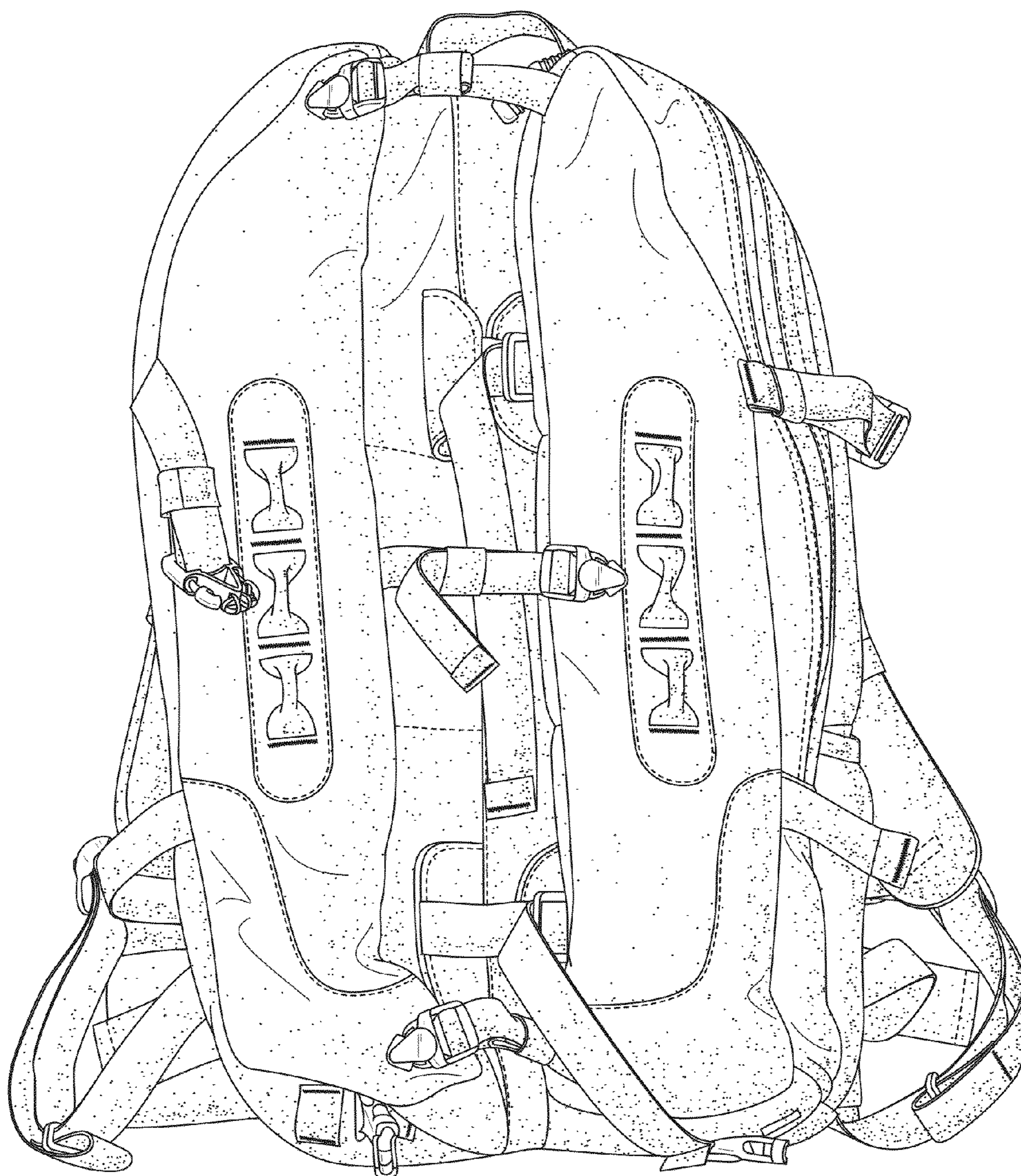


FIG. 2

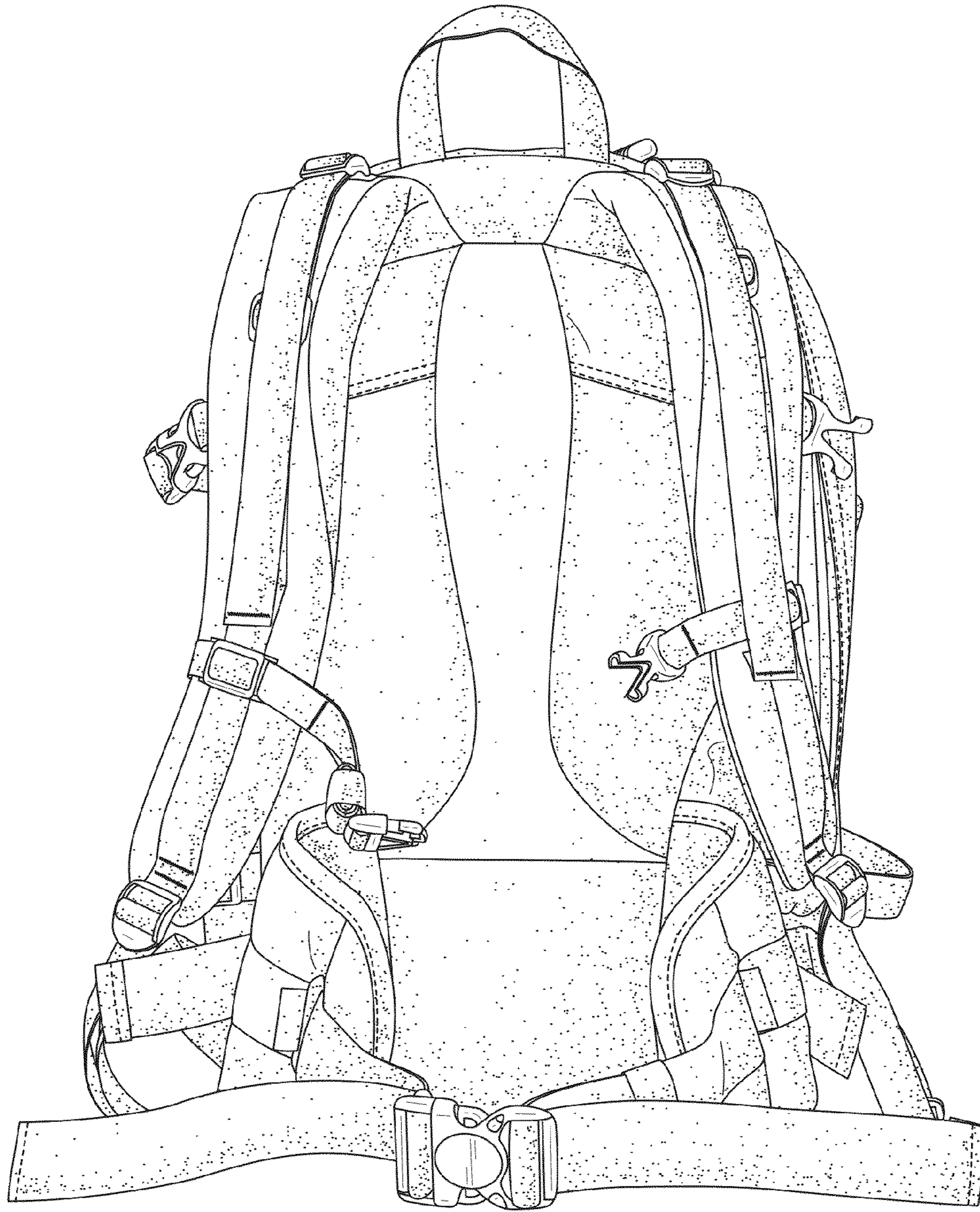


FIG. 3

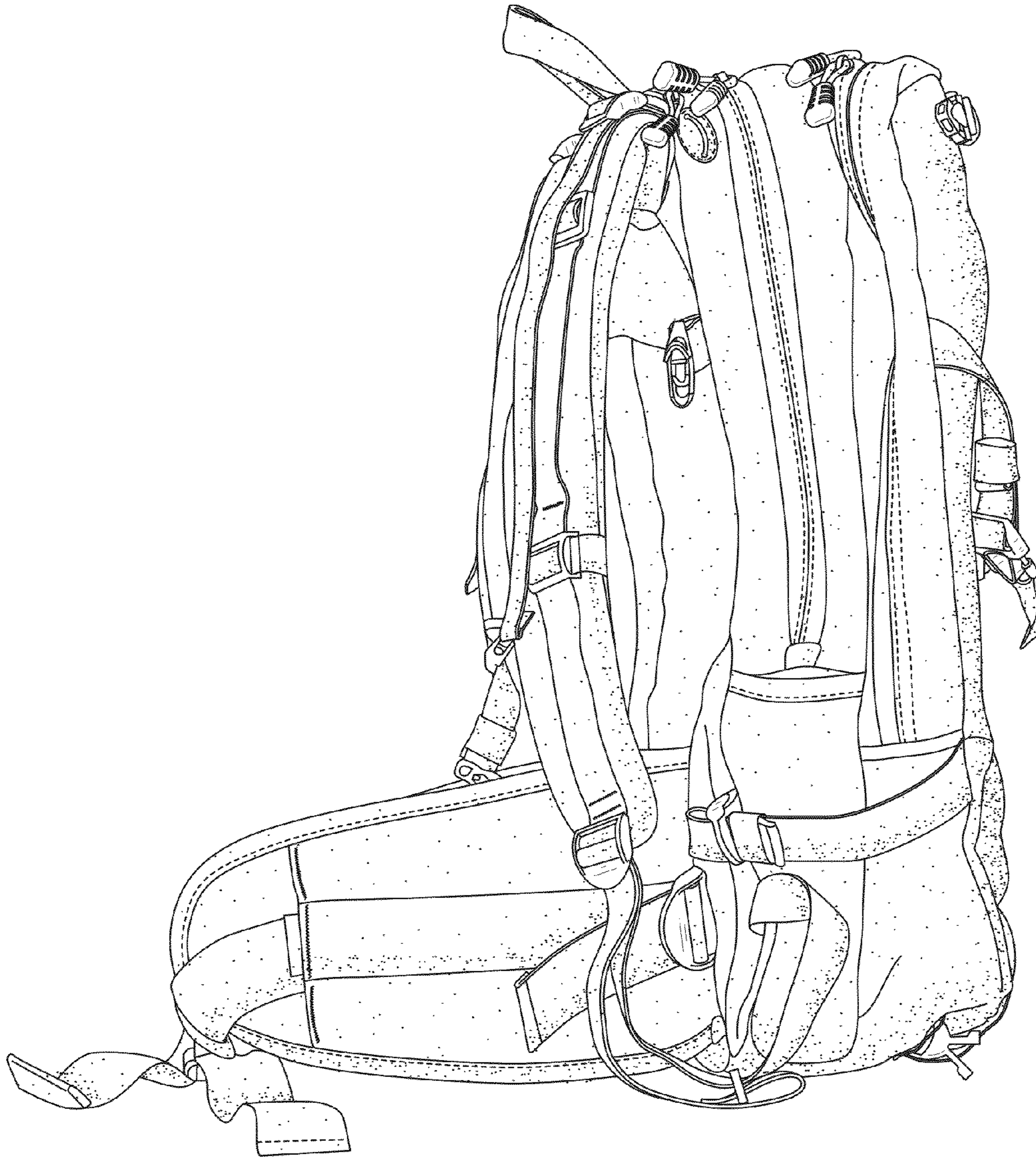


FIG. 4



FIG. 5

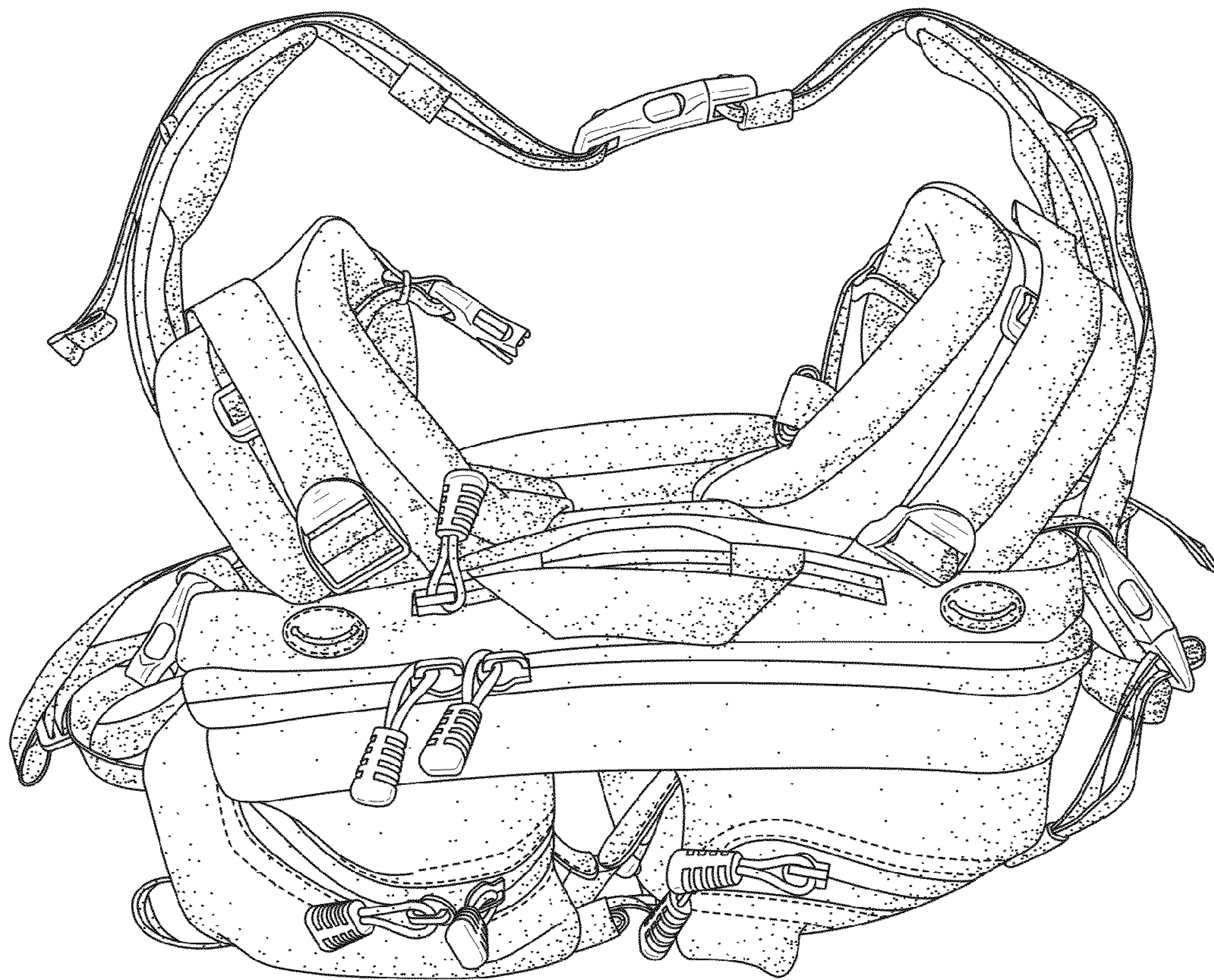


FIG. 6

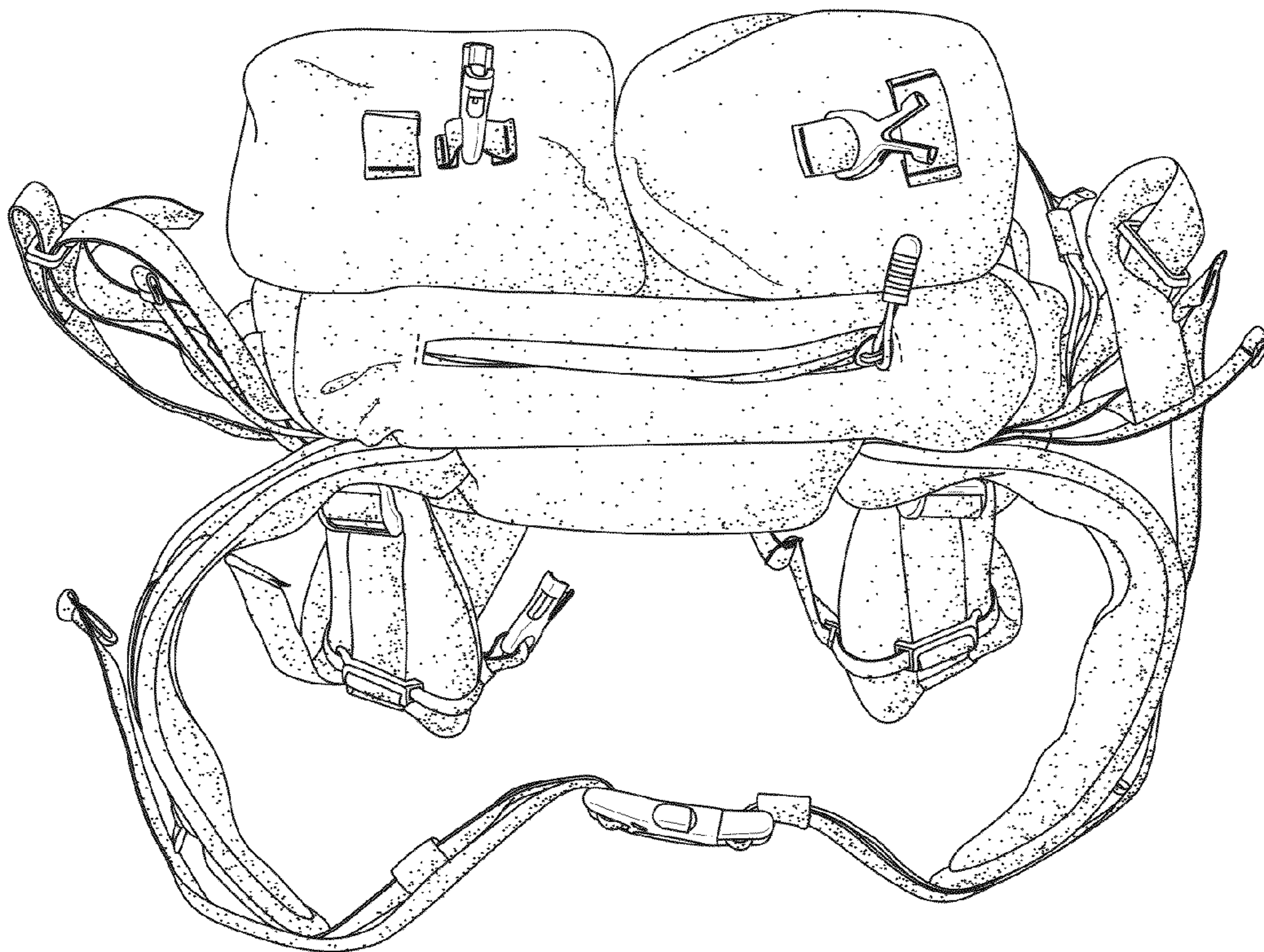


FIG. 7