



US00D737041S

(12) **United States Design Patent**
Raasch

(10) **Patent No.:** **US D737,041 S**

(45) **Date of Patent:** **** Aug. 25, 2015**

(54) **SHOE UPPER**

(71) Applicant: **NIKE, Inc.**, Beaverton, OR (US)

(72) Inventor: **Dylan Raasch**, Portland, OR (US)

(73) Assignee: **NIKE, Inc.**, Beaverton, OR (US)

(**) Term: **14 Years**

(21) Appl. No.: **29/516,869**

(22) Filed: **Feb. 6, 2015**

(51) **LOC (10) Cl.** **02-99**

(52) **U.S. Cl.**
USPC **D2/972**

(58) **Field of Classification Search**
USPC D2/902, 906-908, 944, 969, 972-974
CPC .. A43B 13/181; A43B 13/141; A43B 13/186;
A43B 13/188; A43B 23/00; A43B 23/02;
A43B 5/00

See application file for complete search history.

(56) **References Cited**

U.S. PATENT DOCUMENTS

D287,063 S	12/1986	Kohno	
D296,721 S	7/1988	Brown	
D296,837 S	7/1988	Brown	
D297,070 S	8/1988	Selbiger	
D456,985 S	5/2002	Clegg	
D466,683 S	12/2002	Chen	
D471,350 S	3/2003	Roulo	
D502,310 S	3/2005	Tresser	
D508,603 S *	8/2005	Newson	D2/972
D513,857 S	1/2006	Hlavacs	
D529,705 S	10/2006	Lupo	
D544,196 S	6/2007	Caine	
D548,948 S *	8/2007	Hui	D2/972
D577,481 S *	9/2008	Teteriatnikov	D2/969
D598,189 S	8/2009	Lamont	
D617,543 S *	6/2010	Henderson	D2/972
D636,587 S *	4/2011	Williams, Jr.	D2/972

D639,543 S	6/2011	Lamont	
D639,544 S	6/2011	Van Zyll De Jong et al.	
D642,787 S *	8/2011	Lee	D2/972
D645,648 S *	9/2011	Lonigan	D2/923
D654,262 S	2/2012	Jarvis	
D654,668 S	2/2012	Van Zyll De Jong et al.	
D663,940 S	7/2012	Teng-Lee	
D672,134 S	12/2012	Minami	
D690,091 S *	9/2013	Dombrow	D2/972
D690,092 S *	9/2013	Dombrow	D2/972
D690,093 S	9/2013	Dombrow et al.	

(Continued)

OTHER PUBLICATIONS

1999 Late Spring Men's and Women's Footwear; M80; Nike Footwear Catalog, 1999 Late Spring Men's and Women's Footwear, p. M80, published Sep. 1998, NIKE, Inc., USA.

(Continued)

Primary Examiner — Dominic Simone

(74) *Attorney, Agent, or Firm* — Banner & Witcoff, Ltd.

(57) **CLAIM**


The ornamental design for a shoe upper, as shown and described.

DESCRIPTION

FIG. 1 is a perspective view of a shoe upper showing my new design;
FIG. 2 is a side view thereof;
FIG. 3 is a second side view thereof;
FIG. 4 is a toe end view thereof;
FIG. 5 is a heel end view thereof; and,
FIG. 6 is a top view thereof.

The unshaded regions within the shaded area, including the 8 lace loop regions, demarcated by broken lines, form no part of the claimed design. The broken lines showing the remainder of the shoe are for environmental purposes only and form no part of the claimed design.

1 Claim, 5 Drawing Sheets



(56)

References Cited

U.S. PATENT DOCUMENTS

D696,846 S 1/2014 Klug
D696,847 S * 1/2014 McCullagh D2/972
D696,852 S 1/2014 Madore
D702,023 S 4/2014 Jacobs et al.
D713,631 S 9/2014 Millogo

OTHER PUBLICATIONS

2002 Fall Men's and Women's Footwear; 2; Nike Footwear Catalog,
2002 Fall Men's and Women's Footwear, p. 2, published Nov. 2001,
NIKE, Inc., USA.

2002 Late Spring Men's and Women's Footwear; 12; Nike Footwear
Catalog, 2002 Late Spring Men's and Women's Footwear, p. 12,
published Sep. 2001, NIKE, Inc., USA.
2005 Fall Footwear; 17; Nike Footwear Catalog, 2005 Fall Footwear,
p. 17, published Nov. 2004, NIKE, Inc., USA.
2008 Holiday Performance Footwear; 25; Nike Footwear Catalog,
2008 Holiday Performance Footwear, p. 25, published Feb. 2008,
NIKE, Inc., USA.
2014 Fall City Specialty Footwear Best Final; 22; Nike Footwear
Catalog, 2014 Fall City Specialty Footwear Best Final, p. 22, pub-
lished Nov. 1, 2013, NIKE, Inc., USA.
2013 Holiday Mens Sportswear Best; 23; Nike Footwear Catalog,
2013 Holiday Mens Sportswear Best, p. 23, published Feb. 2013,
NIKE, Inc., USA.

* cited by examiner




FIG. 1

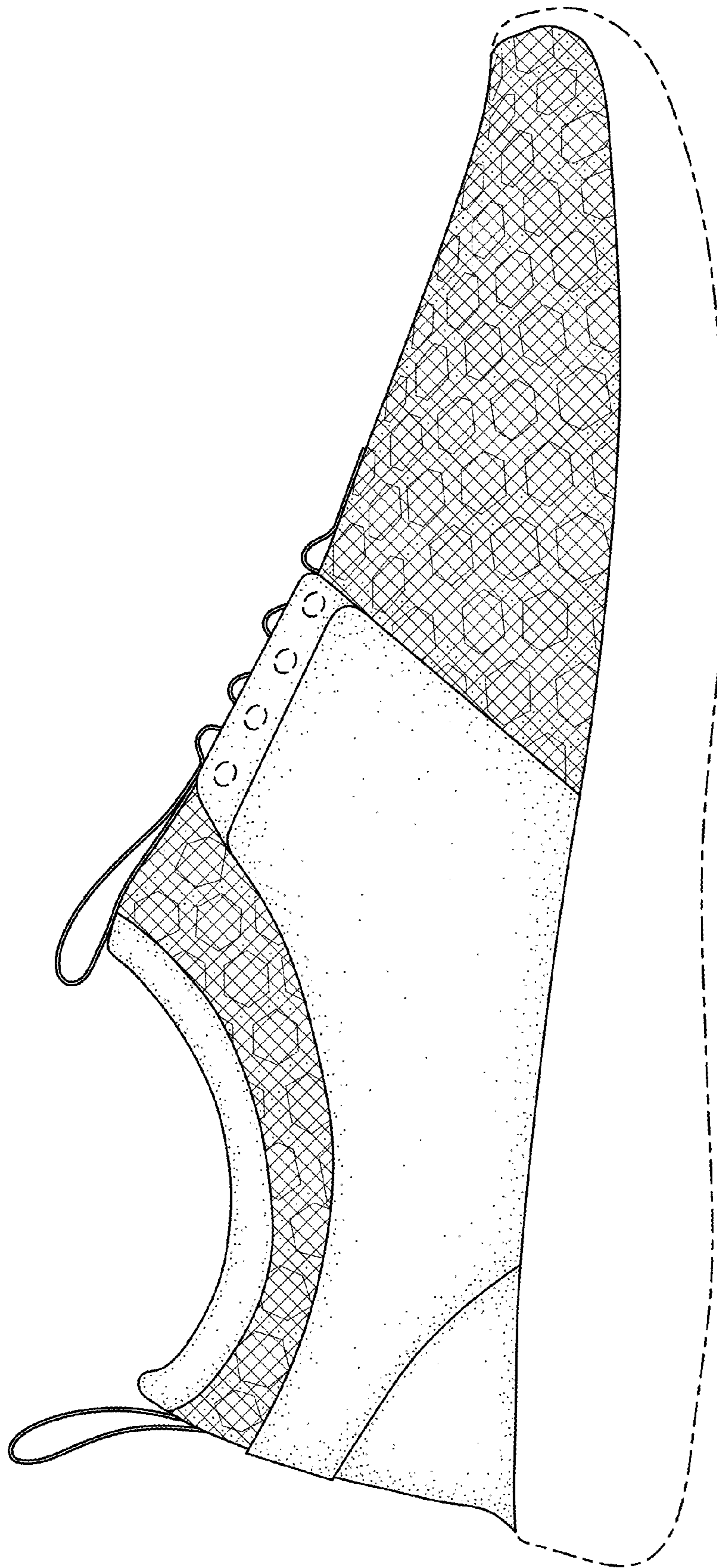


FIG. 2

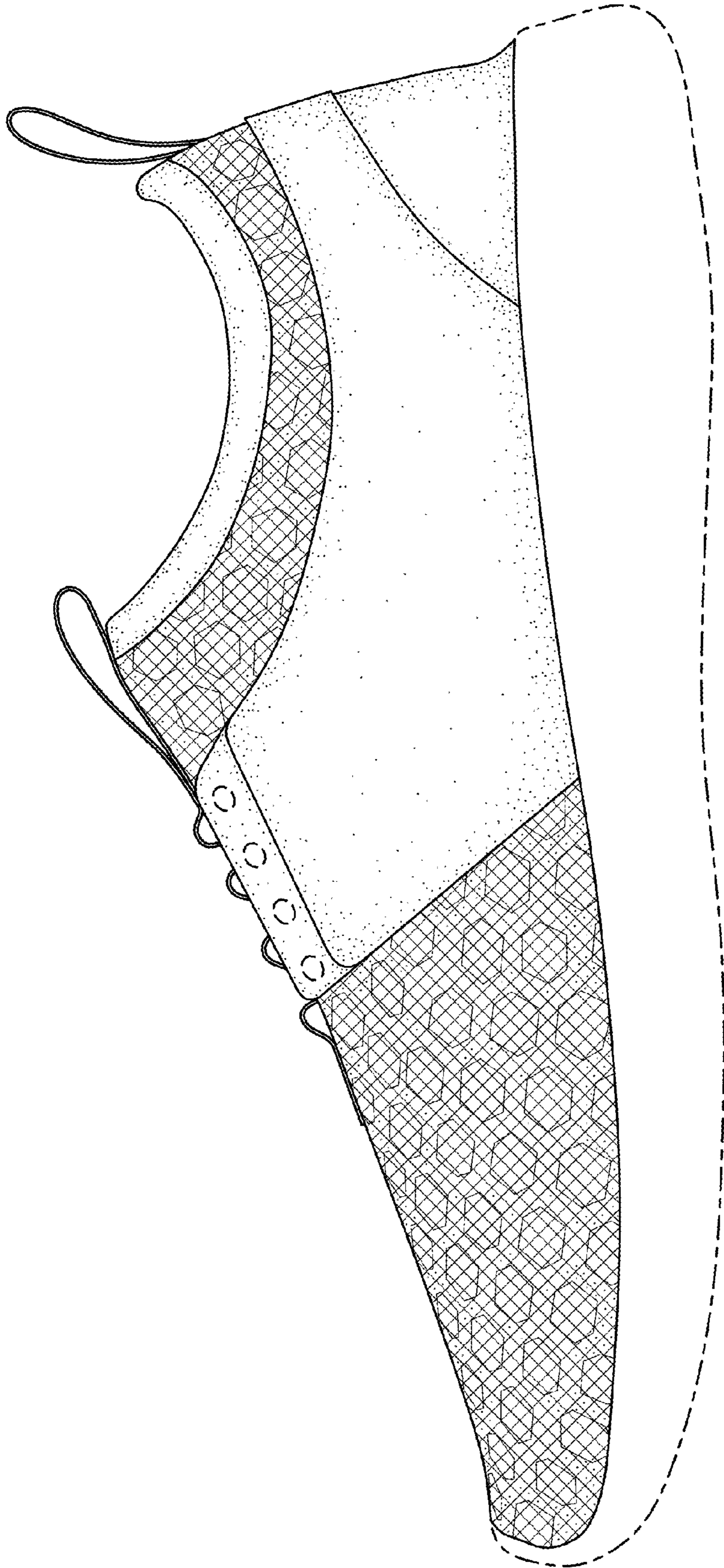


FIG. 3

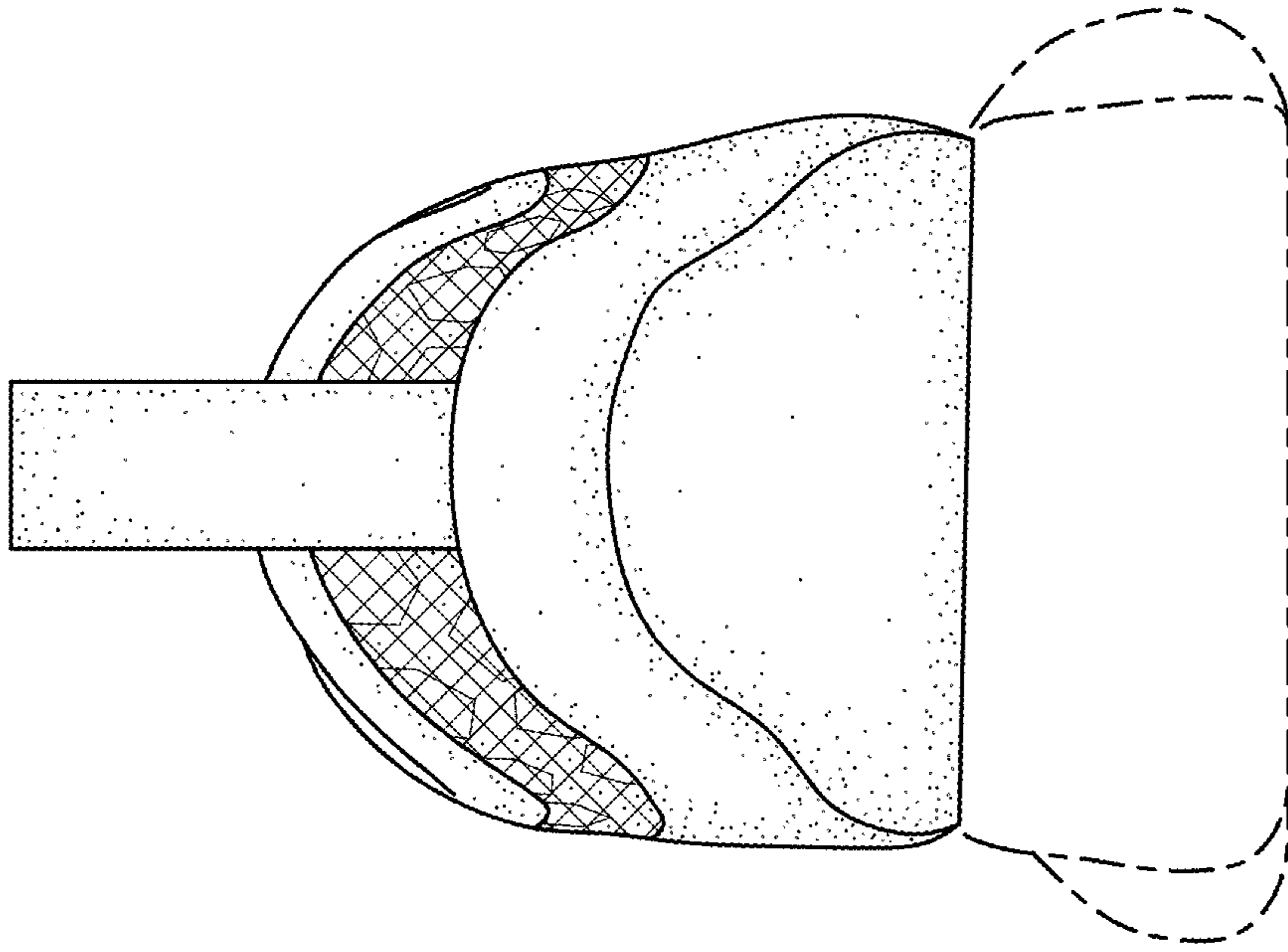


FIG. 5

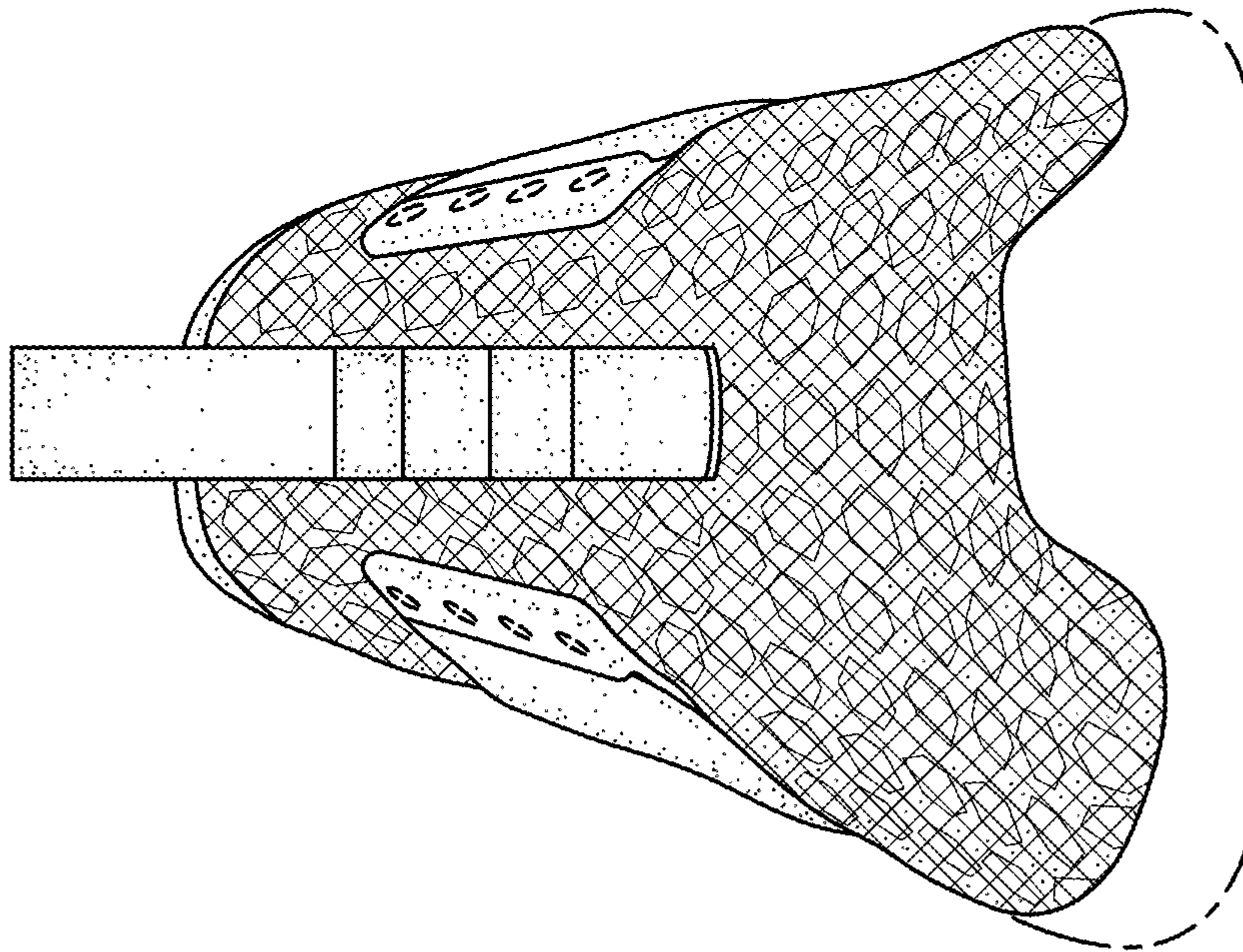


FIG. 4

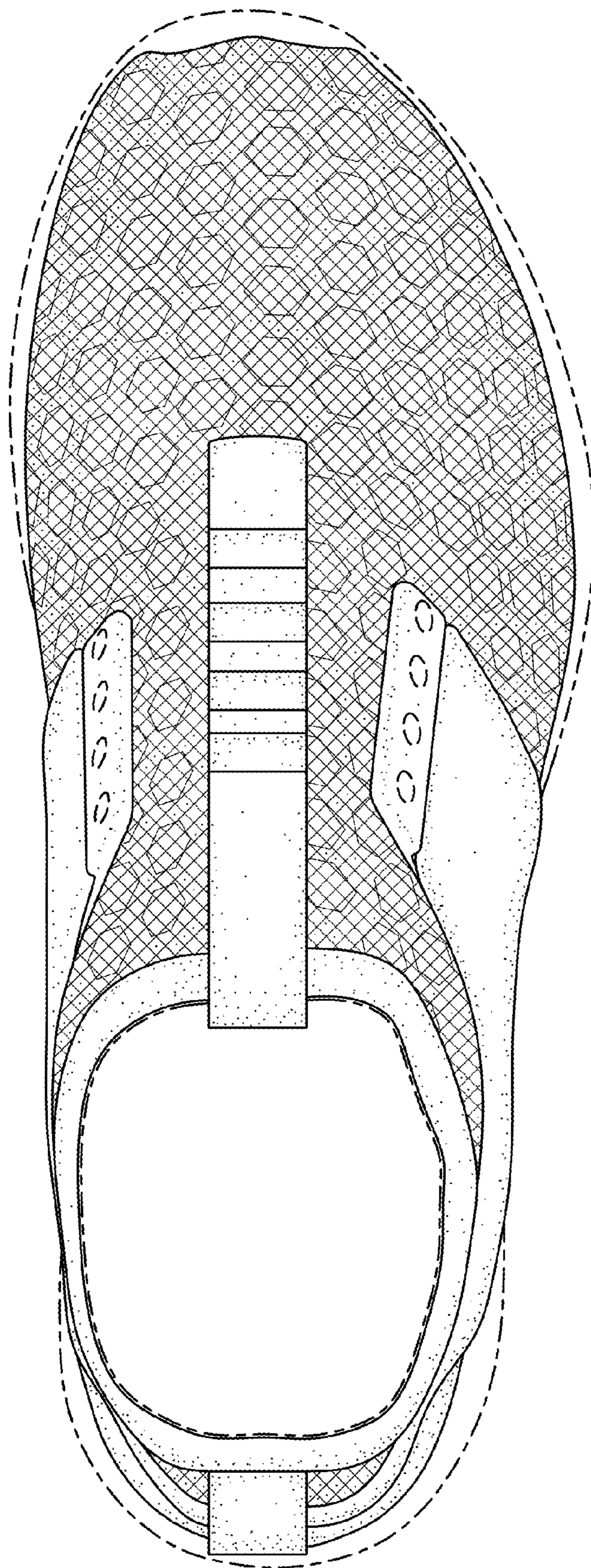


FIG. 6