



US00D737036S

(12) **United States Design Patent**
Bosomworth

(10) **Patent No.:** **US D737,036 S**

(45) **Date of Patent:** **** Aug. 25, 2015**

(54) **UPPER OF A FOOTWEAR ARTICLE**

D643,199 S *	8/2011	Fuhrer	D2/972
D658,865 S *	5/2012	Stryjak et al.	D2/972
D658,866 S *	5/2012	Stryjak et al.	D2/972
D659,985 S *	5/2012	Grenet et al.	D2/972

(71) Applicant: **Salomon S.A.S.**, Metz-Tessy (FR)

(72) Inventor: **Warren Bosomworth**, Pringy (FR)

* cited by examiner

(73) Assignee: **Salomon S.A.S.**, Metz-Tessy (FR)

Primary Examiner — Dominic Simone

(**) Term: **14 Years**

(74) *Attorney, Agent, or Firm* — Terence P. O'Brien

(21) Appl. No.: **29/496,742**

(57) **CLAIM**

I claim the ornamental design for an upper of a footwear article, as shown and described.

(22) Filed: **Jul. 16, 2014**

DESCRIPTION

(51) **LOC (10) Cl.** **02-04**

(52) **U.S. Cl.**
USPC **D2/972**

(58) **Field of Classification Search**
USPC D2/902, 906–908, 944, 969, 972–974
CPC .. A43B 13/181; A43B 13/141; A43B 13/186;
A43B 13/188; A43B 23/00; A43B 23/02;
A43B 5/00
See application file for complete search history.

FIG. 1 is a side perspective view of an upper of a footwear article;
FIG. 2 is a side view of the upper of a footwear article of FIG. 1;
FIG. 3 is a top view of the upper of a footwear article of FIG. 1; and,
FIG. 4 is a front view of the upper of a footwear article of FIG. 1.

The ornamental design that is claimed is shown in solid lines in the drawings. The broken (dashed) lines shown in the figures are included for the purpose of illustrating environmental elements only and form no part of the claimed design.

(56) **References Cited**

U.S. PATENT DOCUMENTS

D622,054 S *	8/2010	Bosomworth	D2/972
D622,055 S *	8/2010	Bosomworth	D2/972

1 Claim, 2 Drawing Sheets




FIG. 1



FIG. 2




FIG. 3

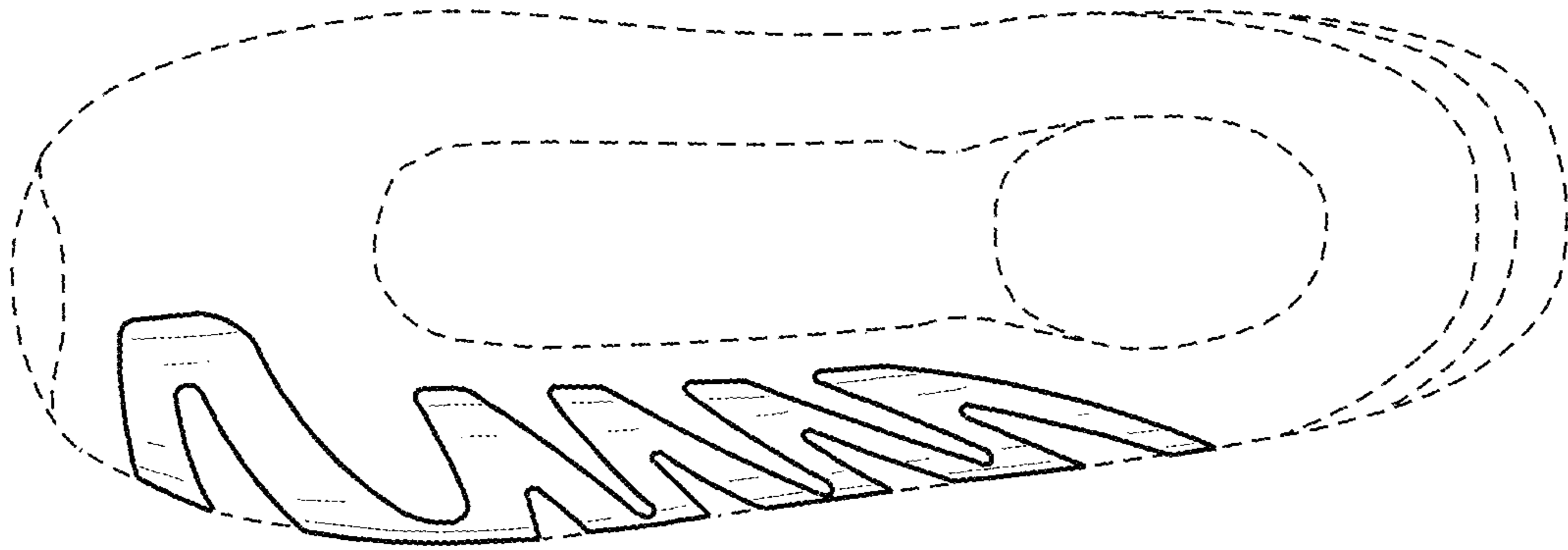


FIG. 4

