



US00D737035S

(12) **United States Design Patent**  
**Nakano**

(10) **Patent No.:** **US D737,035 S**

(45) **Date of Patent:** **\*\* Aug. 25, 2015**

(54) **FOOTWEAR UPPER**

(71) Applicant: **Wolverine World Wide, Inc.**, Rockford, MI (US)

(72) Inventor: **Kiyotaka Nakano**, Rockford, MI (US)

(73) Assignee: **Wolverine World Wide, Inc.**, Rockford, MI (US)

(\*\*) Term: **14 Years**

(21) Appl. No.: **29/467,242**

(22) Filed: **Sep. 17, 2013**

(51) **LOC (10) Cl.** ..... **02-04**

(52) **U.S. Cl.**  
USPC ..... **D2/970; D2/911**

(58) **Field of Classification Search**  
USPC ..... D2/896, 900, 909-91, 920, 943, 946,  
D2/969, 970, 974, 2; 36/83, 1.5, 2 R, 109,  
36/3 A, 7.1 R, 45, 52, 112-114  
See application file for complete search history.

(56) **References Cited**

**U.S. PATENT DOCUMENTS**

D260,196 S	8/1981	Plagenhoef	
D284,613 S	7/1986	Bernault	
4,641,438 A	2/1987	Laird et al.	
4,837,960 A	6/1989	Skaja	
D347,108 S *	5/1994	Foster et al.	D2/970
D354,164 S *	1/1995	Werman	D2/970
5,379,533 A	1/1995	Swartz	
D367,165 S *	2/1996	Brooks et al.	D2/970
D367,354 S *	2/1996	Brooks et al.	D2/970
D368,361 S	4/1996	Brooks et al.	
D407,196 S *	3/1999	Brooks et al.	D2/970
D407,197 S *	3/1999	Brooks et al.	D2/970
D427,421 S	7/2000	Hernandez	
D428,687 S	8/2000	Hernandez	
D440,387 S	4/2001	Matis et al.	

D447,619 S *	9/2001	Carey et al.	D2/970
D449,435 S *	10/2001	Johnson et al.	D2/970
D475,623 S	6/2003	Cooper	

(Continued)

**OTHER PUBLICATIONS**

1997 Bates High Performance Uniform Footwear, pp. 12-17, 25-27, 29, 32-34 & 39.

(Continued)

*Primary Examiner* — Ian Simmons

*Assistant Examiner* — Rashida C McCoy

(74) *Attorney, Agent, or Firm* — Warner Norcross & Judd LLP

(57) **CLAIM**

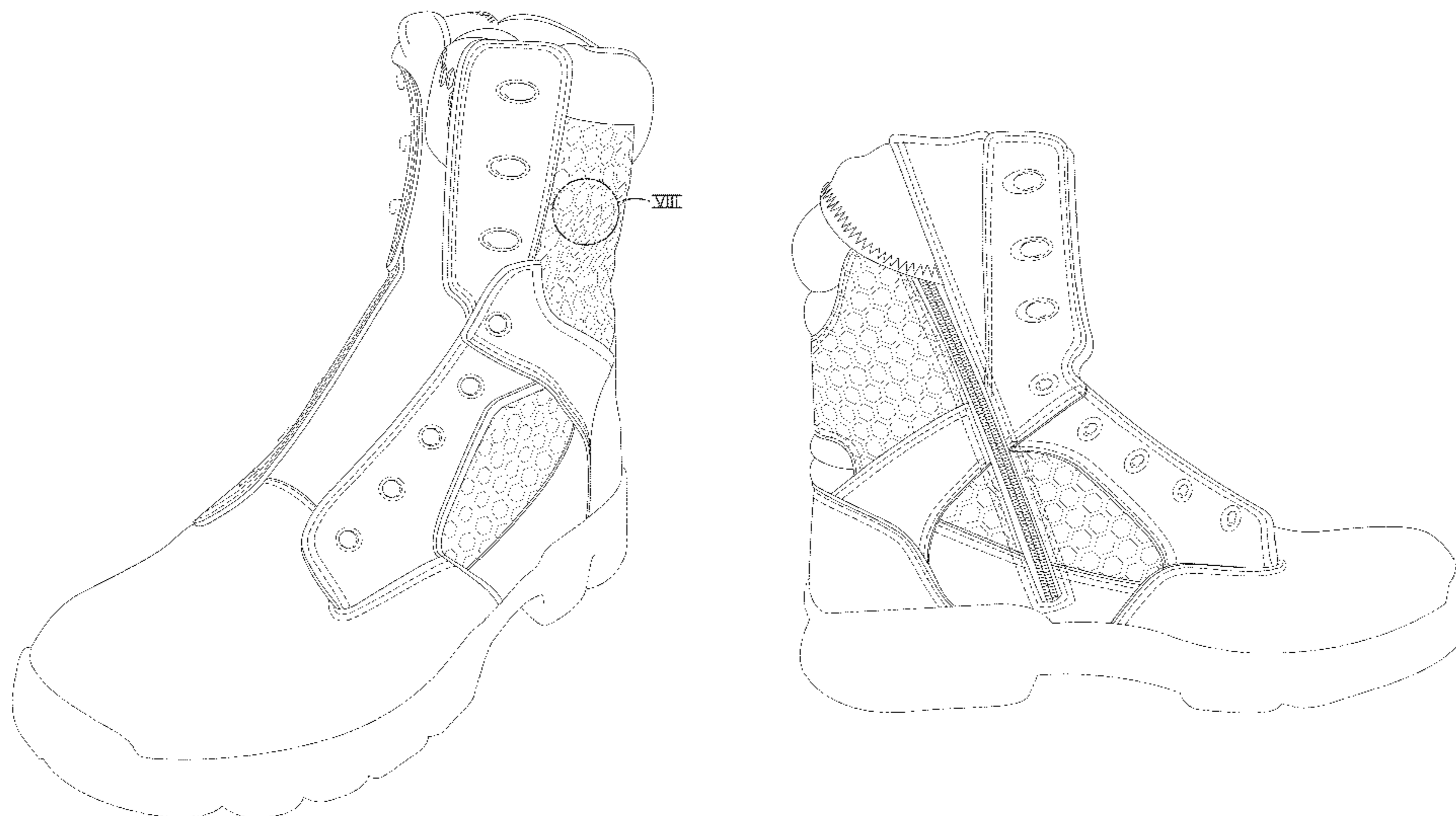
The ornamental design for footwear upper, as shown and described.

**DESCRIPTION**

FIG. 1 is a perspective view of the footwear upper according to a first embodiment of the new design; FIG. 2 is a top plan view of the footwear upper of FIG. 1; FIG. 3 is a right side view of the footwear upper of FIG. 1; FIG. 4 is a left side view of the footwear upper of FIG. 1; FIG. 5 is a front view of the footwear upper of FIG. 1; FIG. 6 is a rear view of the footwear upper of FIG. 1; FIG. 7 is an enlarged view of a portion of the tongue of the footwear upper of FIG. 1; and, FIG. 8 is an enlarged view of a portion of the portion VIII of FIG. 1.

FIGS. 1-8 show features of an article of footwear in phantom lines. These features are shown for environmental purposes and do not form any part of the claimed design. Further, the phantom lines immediately adjacent the solid-line portions of the design form the boundary of the design, with the phantom lines forming no part of the claimed design.

**1 Claim, 7 Drawing Sheets**



(56)

References Cited

OTHER PUBLICATIONS

U.S. PATENT DOCUMENTS

D503,520 S \* 4/2005 Della Valle ..... D2/910  
D572,462 S 7/2008 Hatfield et al.  
D575,488 S 8/2008 Covatch  
D594,217 S \* 6/2009 Bishoff ..... D2/970  
D639,045 S \* 6/2011 La Rochelle ..... D2/970  
D640,049 S \* 6/2011 Roundhouse ..... D2/970  
D642,364 S 8/2011 Matis et al.  
D645,656 S 9/2011 Nakamura  
D667,209 S \* 9/2012 Castellon ..... D2/970  
D671,300 S 11/2012 Garcia Mira  
D685,165 S \* 7/2013 Taylor ..... D2/912  
D699,428 S \* 2/2014 Nakano ..... D2/970

1998 Bates High Performance Uniform Footwear, pp. 11-14, 21-23,  
26-28, 33 & 35.  
2002 Bates Uniform Footwear Product Guide.  
2007 Bates Footwear Guide, pp. 2-15.  
2008 Bates Product Guide, pp. 6-17 & 23-27.  
2011 Bates Product Guide, Cover, pp. 19 & 25-30.  
2013 Bates Product Guide, Cover, pp. 6, 7, 10-25 & 31-33.

\* cited by examiner



Fig. 1

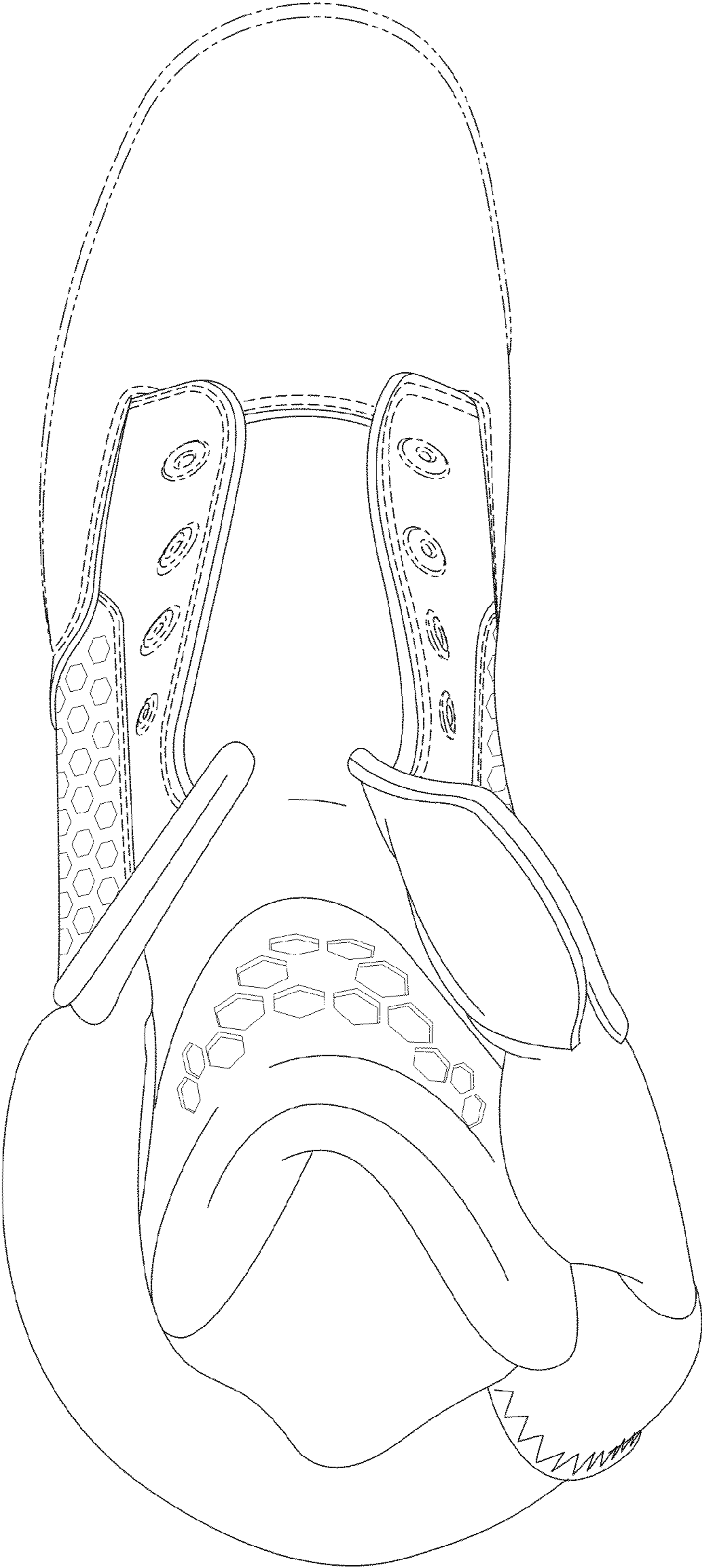


Fig. 2



Fig. 3



Fig. 4

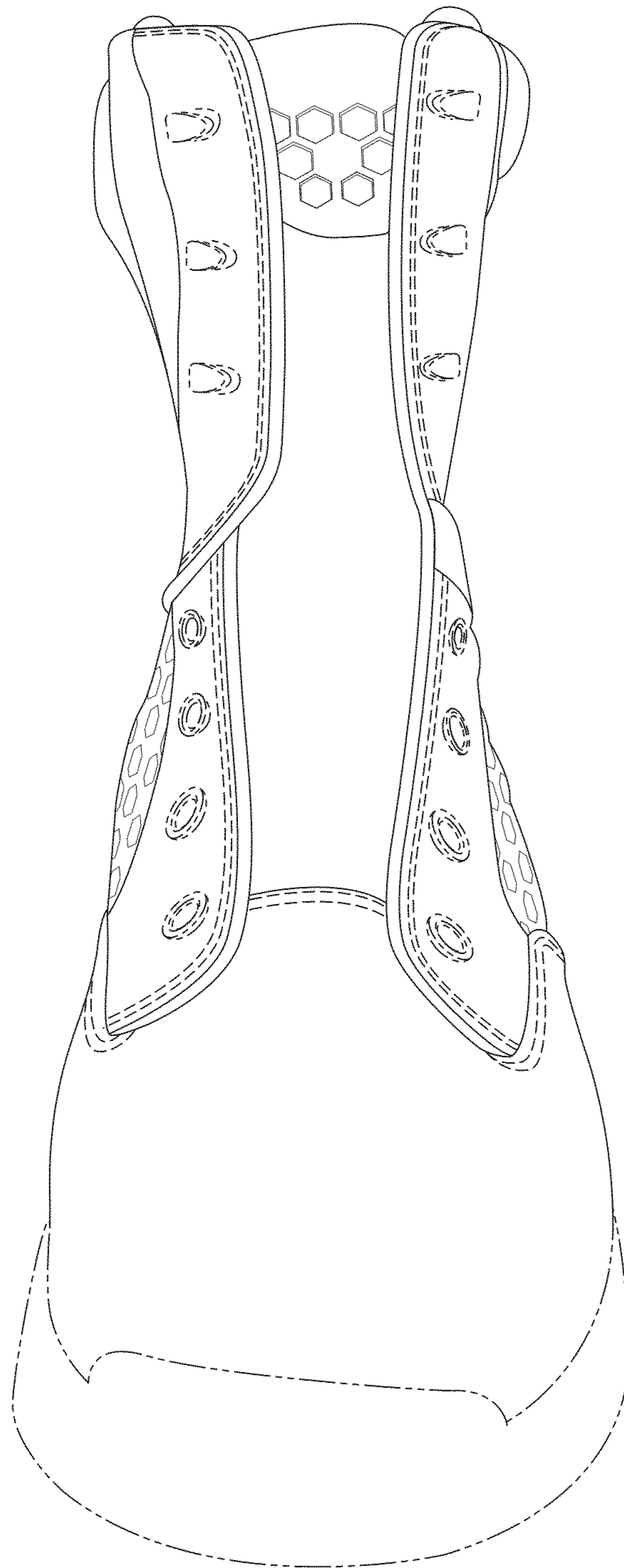


Fig. 5

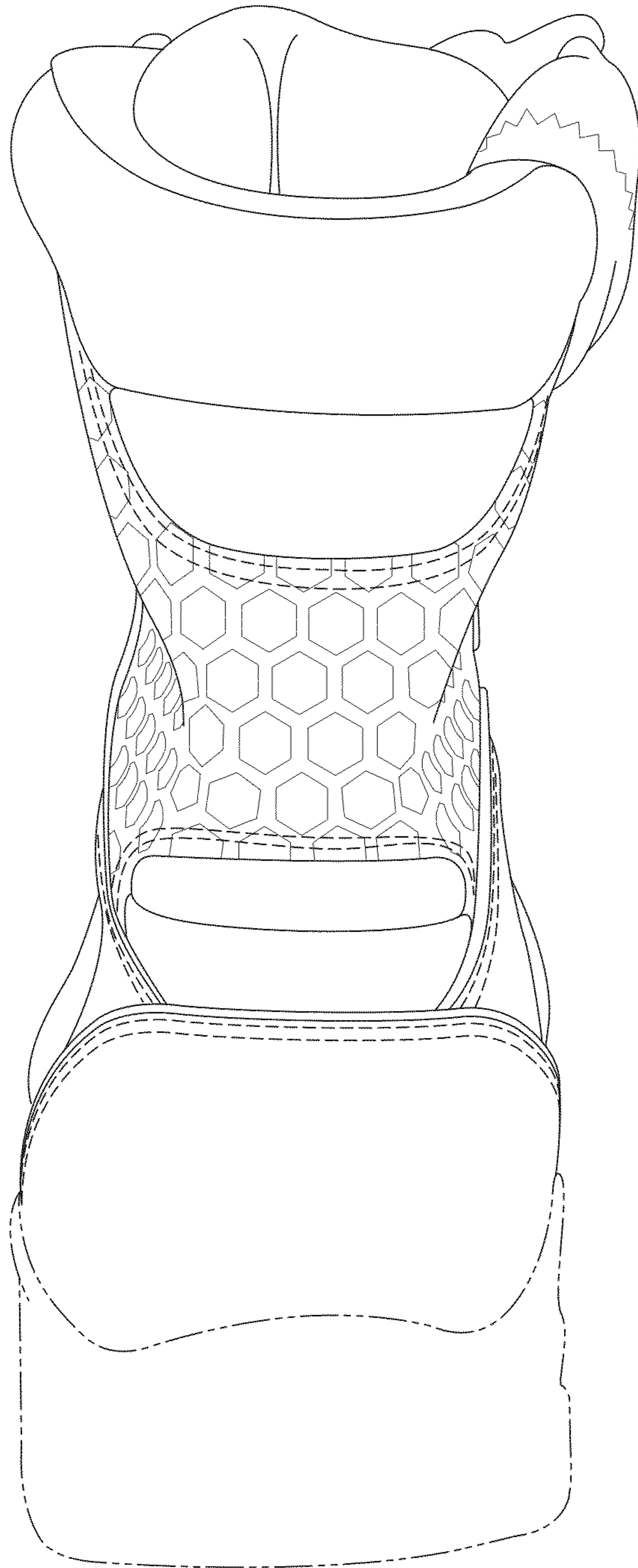


Fig. 6



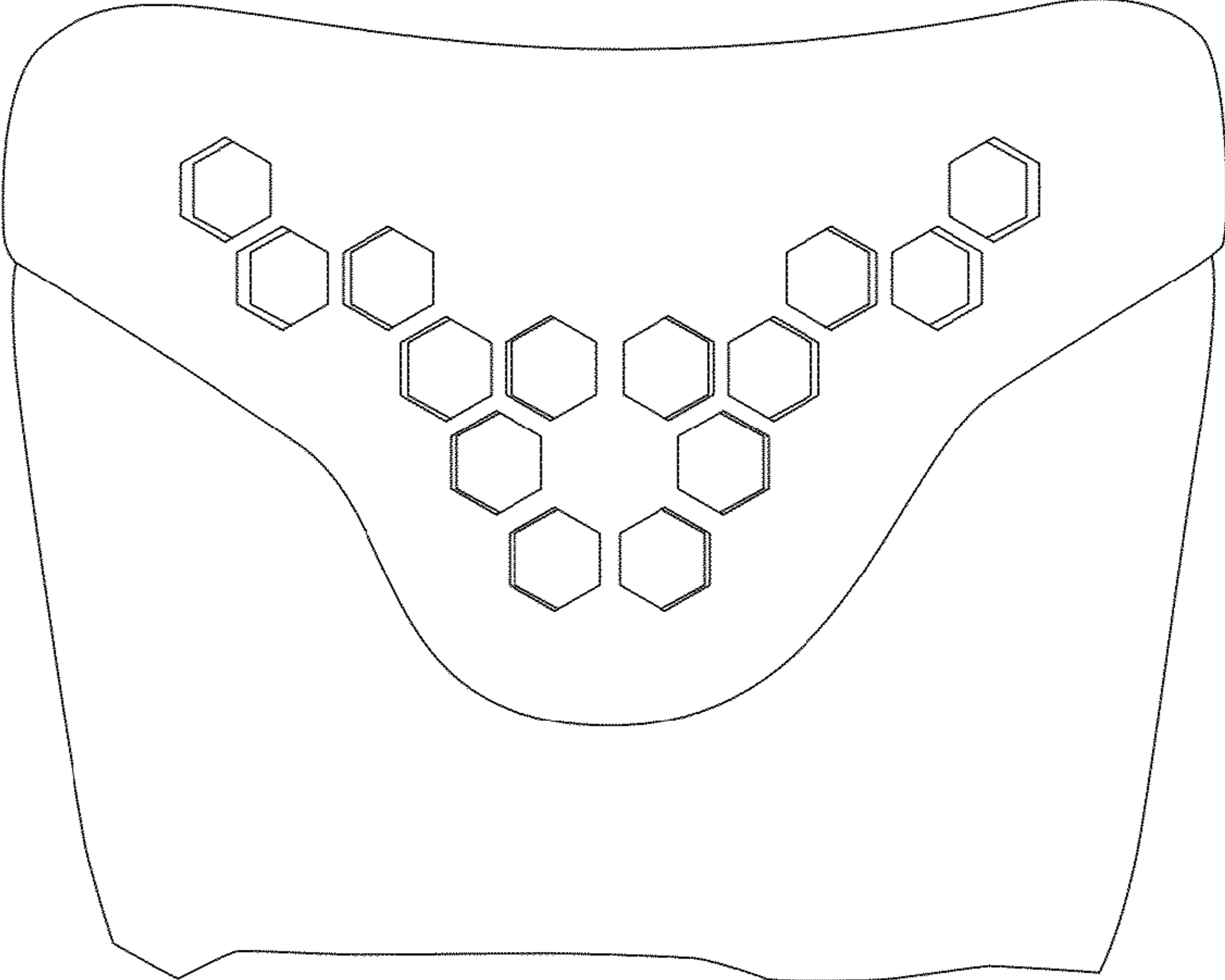


Fig. 7




Fig. 8