



US00D737011S

(12) **United States Design Patent**
Cho

(10) **Patent No.:** **US D737,011 S**

(45) **Date of Patent:** **** Aug. 18, 2015**

(54) **HANDLE**

(71) Applicant: **3M INNOVATIVE PROPERTIES COMPANY**, St. Paul, MN (US)

(72) Inventor: **Eun-Haun Cho**, Seoul (KR)

(73) Assignee: **3M INNOVATIVE PROPERTIES COMPANY**, St. Paul, MN (US)

(**) Term: **14 Years**

(21) Appl. No.: **29/460,270**

(22) Filed: **Jul. 9, 2013**

(51) **LOC (10) Cl.** **04-01**

(52) **U.S. Cl.**
USPC **D32/51**

(58) **Field of Classification Search**
USPC D32/14, 51, 34, 49, 52, 40, 50, 41;
401/42, 139; 15/143.1, 246.2; D8/107
See application file for complete search history.

(56) **References Cited**

U.S. PATENT DOCUMENTS

D303,855	S	*	10/1989	Moss	D32/14
5,440,775	A		8/1995	Banks		
5,592,713	A		1/1997	Rones		
D411,673	S	*	6/1999	Biggs et al.	D32/51
5,984,555	A		11/1999	Samad		
5,988,912	A	*	11/1999	Chen	401/42
6,292,971	B1		9/2001	Chaudray		
6,745,427	B1		6/2004	Trenz		
D496,512	S	*	9/2004	Treacy	D32/51
6,902,056	B2		6/2005	Dotterman		
7,032,270	B2		4/2006	Vitantonio		
7,159,265	B2		1/2007	Soller		
7,308,728	B2		12/2007	Haviv		
7,316,046	B2		1/2008	Michaels		
D561,415	S	*	2/2008	Tavano	D32/34
7,424,764	B2		9/2008	Trenz		
D584,871	S	*	1/2009	Arvinte et al.	D32/49

D591,020	S	*	4/2009	Dotterman et al.	D32/52
D600,421	S	*	9/2009	Hoadley et al.	D32/52
D600,870	S	*	9/2009	Baek	D32/34

(Continued)

FOREIGN PATENT DOCUMENTS

CA	121904	*	5/2008
CA	142530	*	2/2012

(Continued)

OTHER PUBLICATIONS

Dish Brush With Transparent Handle and Liquid Dispenser, Announced Feb. 26, 2010, [Site Visited Mar. 25, 2015] http://guangyuan.en.alibaba.com/product/51144177-50158157/Dish_Brush_with_Transparent_Handle_and_Liquid_Dispenser.html.*

(Continued)

Primary Examiner — Eric Goodman
Assistant Examiner — Luqman McNeil
(74) *Attorney, Agent, or Firm* — Irina Hass

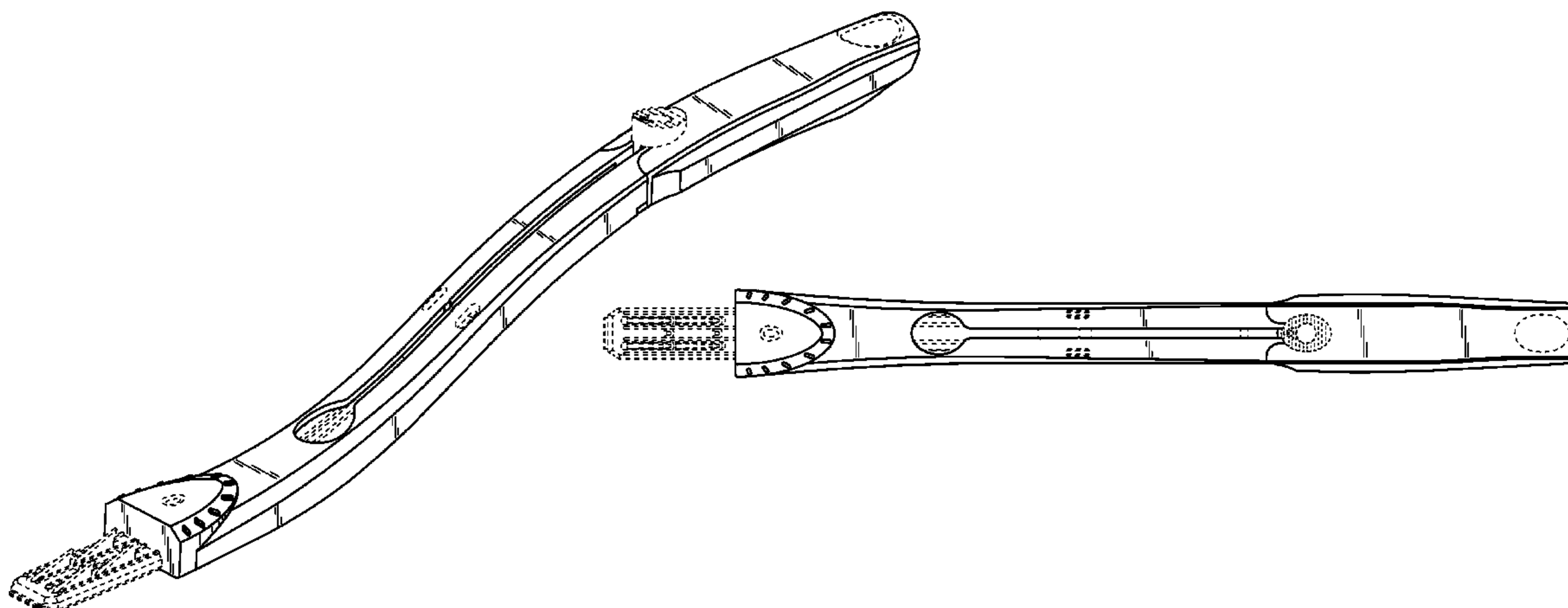
(57) **CLAIM**

The ornamental design for a handle, as shown and described.

DESCRIPTION

FIG. 1 is a perspective view showing the new design for a handle;
FIG. 2 is a front view thereof, a rear view being a mirror image thereof;
FIG. 3 is a top view thereof;
FIG. 4 is a bottom view thereof;
FIG. 5 is a left side view thereof;
FIG. 6 is a right side view thereof; and,
FIG. 7 is a perspective view thereof showing the handle with a sponge.
The broken line showing is included for the purpose of illustrating environment and portions of the handle and forms no part of the claimed design.

1 Claim, 4 Drawing Sheets



(56)

References Cited

U.S. PATENT DOCUMENTS

7,581,276 B2 9/2009 Endo
 D608,965 S * 1/2010 Tanaka et al. D32/40
 D609,421 S * 2/2010 Oswick D32/50
 D609,871 S * 2/2010 Zach et al. D32/52
 D613,014 S * 3/2010 Hoadley et al. D32/52
 7,669,715 B2 3/2010 Wang
 D613,472 S * 4/2010 Mayer et al. D32/41
 D613,921 S * 4/2010 Tsui et al. D32/52
 D614,373 S * 4/2010 Zach et al. D32/52
 D615,261 S * 5/2010 Bunnag D32/49
 D615,262 S * 5/2010 Bunnag et al. D32/49
 D618,411 S * 6/2010 Crawford et al. D32/40
 D618,981 S * 7/2010 Gringer D8/107
 2005/0188486 A1 * 9/2005 Tubman 15/143.1
 2006/0222441 A1 * 10/2006 Tanaka et al. 401/139
 2007/0044265 A1 * 3/2007 Crevling et al. 15/246.2

FOREIGN PATENT DOCUMENTS

WO WO 2004/066783 8/2004
 WO WO 2005/046418 5/2005

OTHER PUBLICATIONS

Bathmatic Bathroom Cleaning Sponge With Extendable Handle,
 Announced May 8, 2010, [Site Visited Mar. 25, 2015] http://www.caraselledirect.com/_/bathmatic_cleaning_sponge_with_extendable_handle_18_caraselle.1805-1.*
 Wilkinson Sword, Schick, Hydro Safety Razor, Announced Nov. 10,
 2010, [Site Visited <http://www.bruceonshaving.com/2010/11/10/wilkinson-sword-schick-hydro/>].*

* cited by examiner

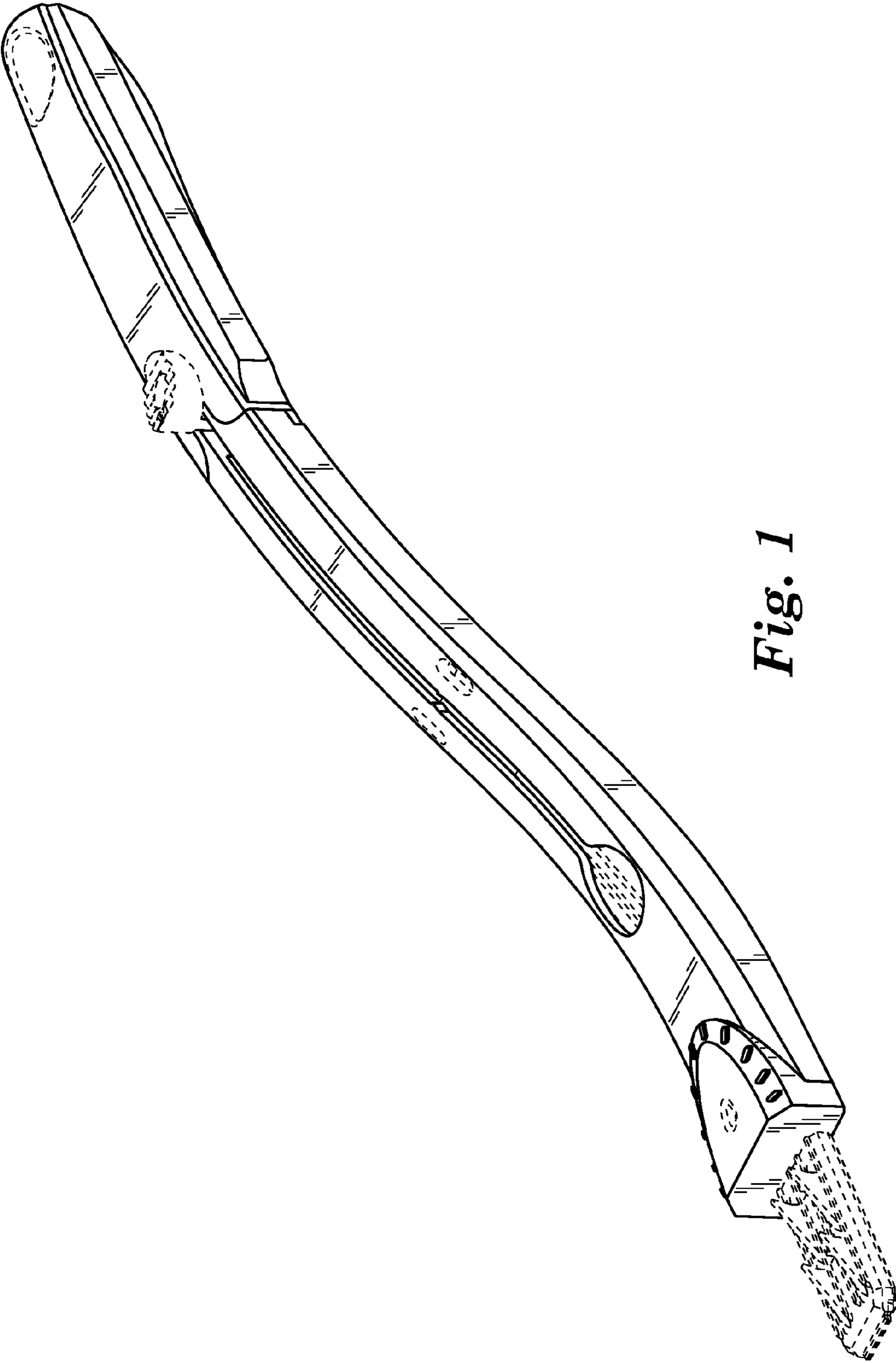


Fig. 1



Fig. 2

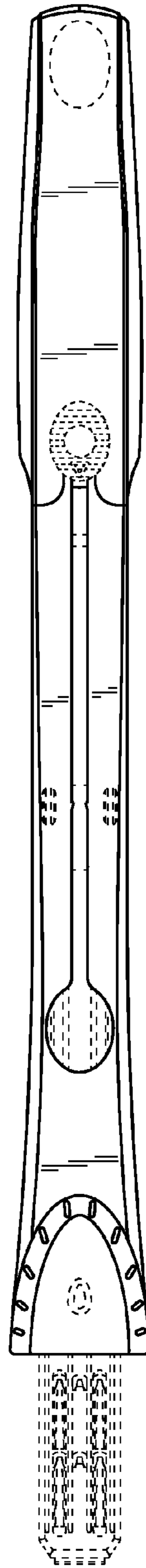


Fig. 3

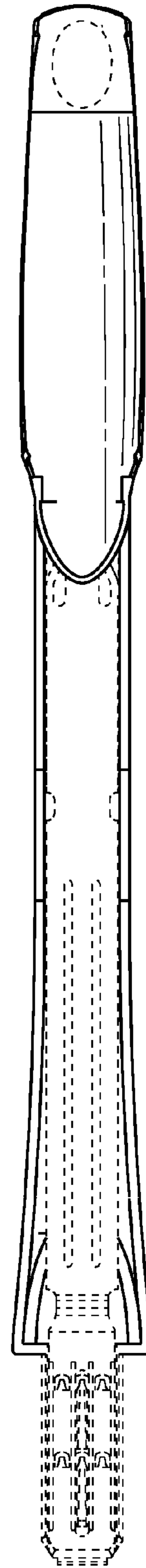


Fig. 4

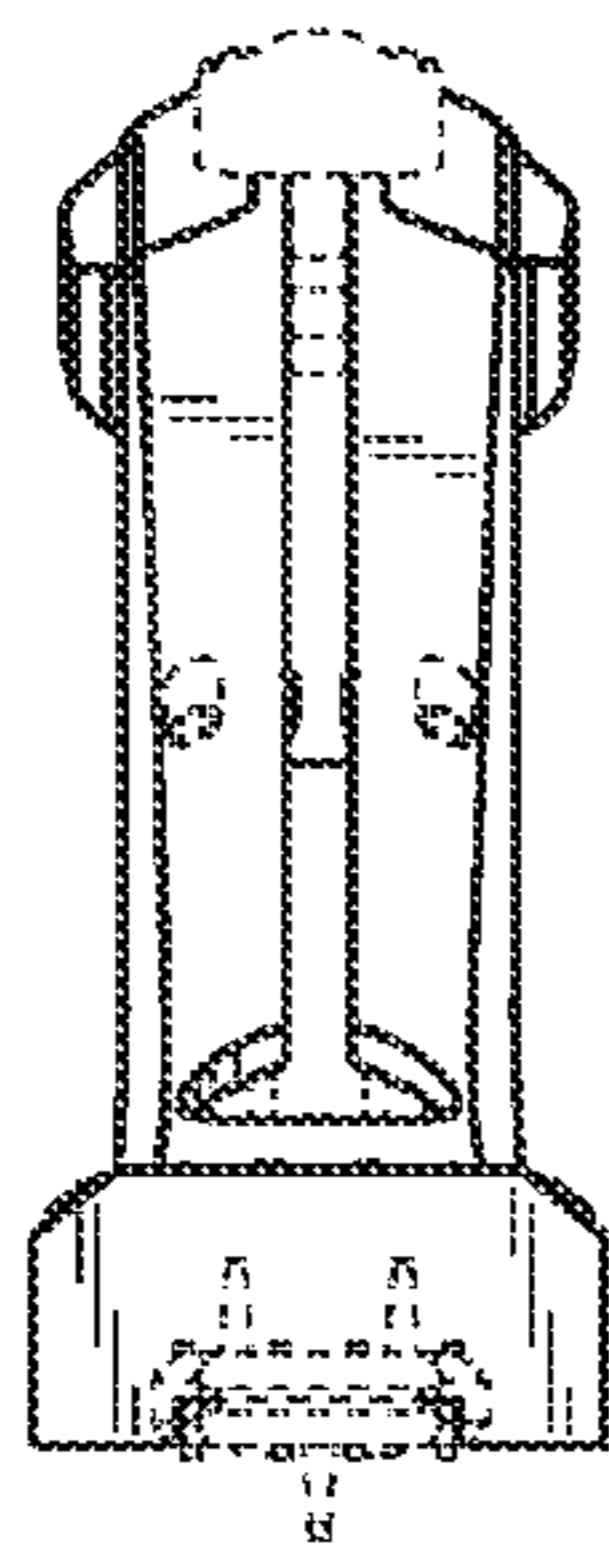


Fig. 5

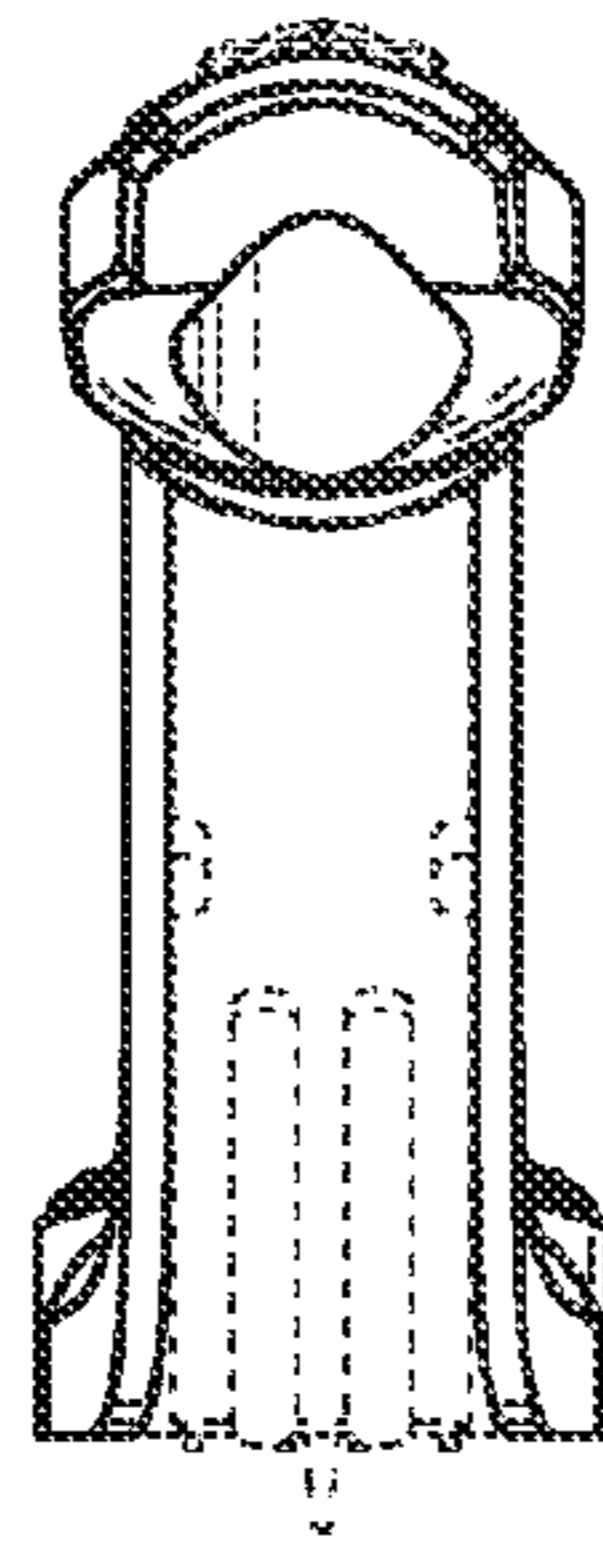


Fig. 6

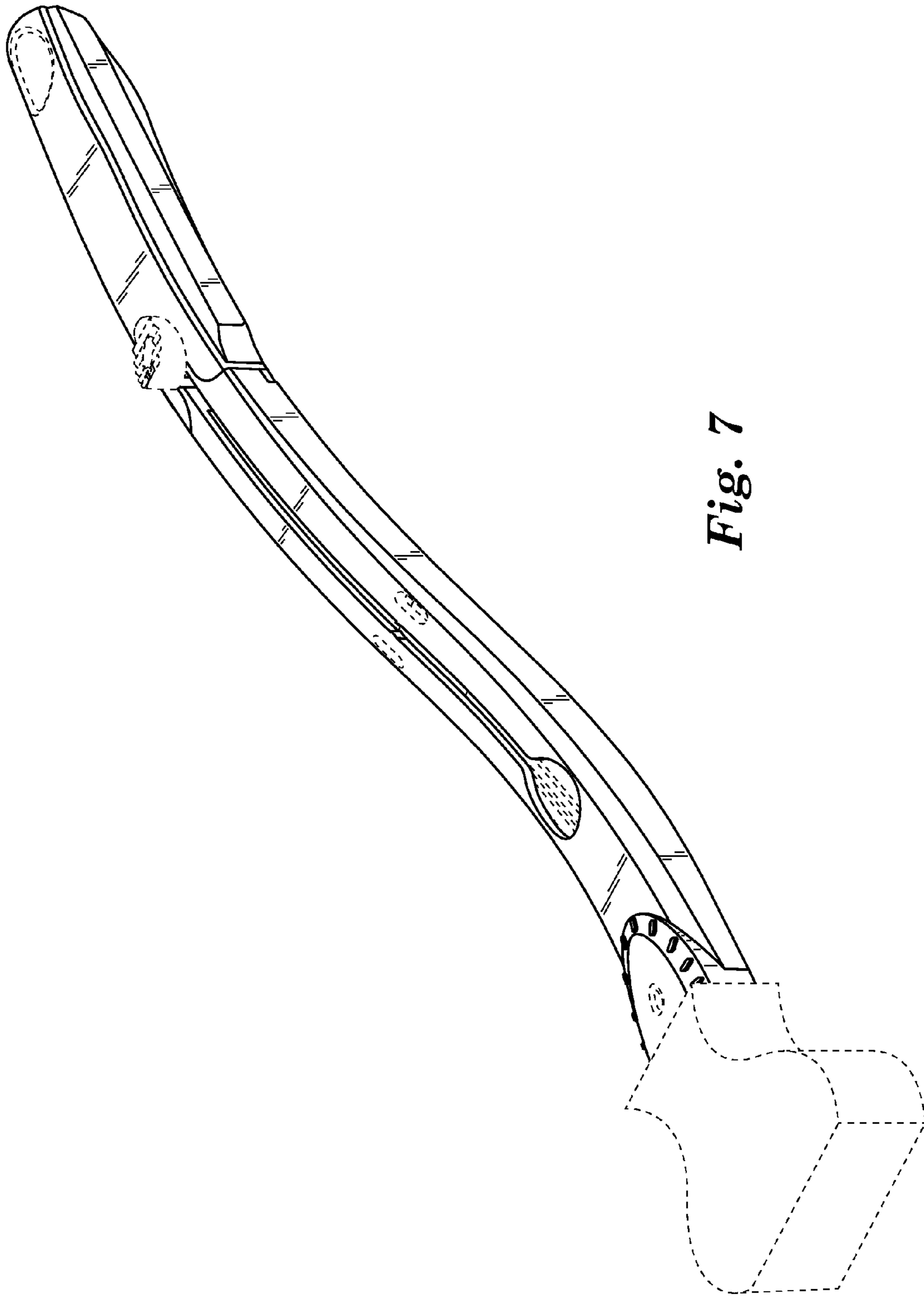


Fig. 7