



US00D736988S

(12) **United States Design Patent**
Chen et al.

(10) **Patent No.:** **US D736,988 S**

(45) **Date of Patent:** **** Aug. 18, 2015**

(54) **LED LENS**

(71) Applicant: **HANGZHOU HPWINNER OPTO CORPORATION**, Hangzhou (CN)

(72) Inventors: **Kai Chen**, Hangzhou (CN); **Jianming Huang**, Hangzhou (CN)

(73) Assignee: **HANGZHOU HPWINNER OPTO CORPORATION**, Hangzhou (CN)

(**) Term: **14 Years**

(21) Appl. No.: **29/495,031**

(22) Filed: **Jun. 26, 2014**

(30) **Foreign Application Priority Data**

Dec. 30, 2013 (CN) 2013 3 0654740

(51) **LOC (10) Cl.** **26-99**

(52) **U.S. Cl.**
USPC **D26/120**

(58) **Field of Classification Search**
USPC D26/9, 10, 12, 13, 15, 16, 24, 51, 61,
D26/72, 76, 80, 81, 85, 86, 88, 90, 113, 118,
D26/119, 120, 122, 128, 129, 138, 143,
D26/144; D13/180
CPC F21S 8/026; F21S 8/04; F21V 29/004;
F21V 21/02; F21V 21/04; F21V 29/2212;
F21Y 2101/02

See application file for complete search history.

(56) **References Cited**

U.S. PATENT DOCUMENTS

5,519,596 A * 5/1996 Woolverton 362/249.01
D378,698 S * 4/1997 Ukai et al. D23/393
D392,512 S * 3/1998 Bennett et al. D7/619.1
D406,143 S * 2/1999 Montaldo D14/220

D430,953 S * 9/2000 Freeman D28/8.1
D445,023 S * 7/2001 Gaudet et al. D9/756
D539,944 S * 4/2007 Egawa et al. D26/24
D545,487 S * 6/2007 Bynum et al. D26/120
7,241,038 B2 * 7/2007 Naniwa et al. 362/525

(Continued)

FOREIGN PATENT DOCUMENTS

WO WO 2012110633 A1 * 8/2012

OTHER PUBLICATIONS

Smart Egg Lamp, image post date Dec. 26, 2011, site visited Jan. 22, 2015, (online), <<http://inhabitat.com/smart-egg-lamp-a-quirky-lighting-solution-made-from-a-recycled-egg-carton/>>.*

(Continued)

Primary Examiner — Kevin Rudzinski

Assistant Examiner — Sean D Lough

(74) *Attorney, Agent, or Firm* — Brown & Michaels, PC

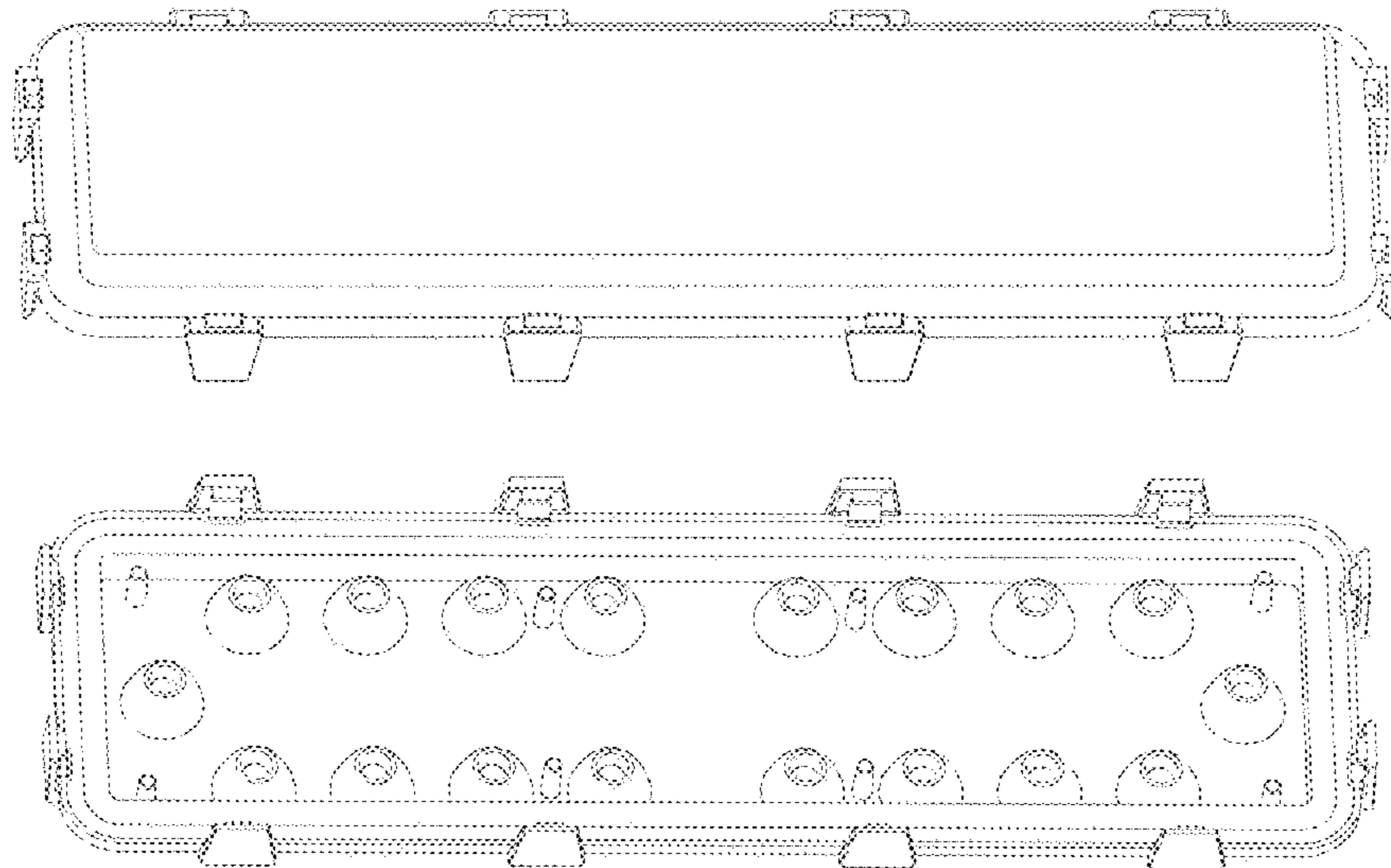
(57) **CLAIM**

The ornamental design for a LED lens, as shown and described.

DESCRIPTION

FIG. 1 is a front view of the LED lens of the present invention. FIG. 2 is a back view of the LED lens. FIG. 3 is a top view of the LED lens. FIG. 4 is a bottom view of the LED lens. FIG. 5 is a left side view of the LED lens. FIG. 6 is a right side view of the LED lens. FIG. 7 is a first perspective view of the LED lens. FIG. 8 is a second perspective view of the LED lens. FIG. 9 is a cross-sectional view of the LED lens along the lines 9-9 in FIG. 10; and, FIG. 10 is a front view of the LED lens.

1 Claim, 5 Drawing Sheets



(56)

References Cited

U.S. PATENT DOCUMENTS

D563,012 S * 2/2008 Citterio D26/63
 D565,207 S * 3/2008 Uemoto et al. D26/24
 D572,387 S * 7/2008 Uemoto et al. D26/24
 D576,760 S * 9/2008 Ottobre D26/118
 D581,579 S * 11/2008 Ottobre D26/118
 D582,064 S * 12/2008 Mukai D26/24
 D583,795 S * 12/2008 Keenum et al. D14/140.5
 D590,100 S * 4/2009 Boyer D26/120
 D592,536 S * 5/2009 Chan Chen D10/114.2
 D618,845 S * 6/2010 Mark D26/113
 D621,542 S * 8/2010 Klus D26/138
 D623,346 S * 9/2010 Tsai D26/140
 D623,781 S * 9/2010 Uemoto et al. D26/24
 D624,846 S * 10/2010 Schick D11/156
 D626,268 S * 10/2010 Santoro D26/76
 D627,921 S * 11/2010 Chen D26/138
 D629,960 S * 12/2010 Little et al. D26/120
 D632,001 S * 2/2011 Kong et al. D26/71
 D640,162 S * 6/2011 Hashimoto D11/143
 D640,822 S * 6/2011 Wildner D26/89
 D641,914 S * 7/2011 Sprengers D26/89
 D642,997 S * 8/2011 Morikawa et al. D13/180
 D645,418 S * 9/2011 Morikawa et al. D13/180
 D647,246 S * 10/2011 Chadwick D26/138
 D654,211 S * 2/2012 Melzner et al. D26/118
 D657,757 S * 4/2012 Morikawa et al. D13/180
 D661,424 S * 6/2012 Ferguson et al. D26/120
 D663,886 S * 7/2012 Alvarez et al. D26/118
 D666,349 S * 8/2012 Sprengers D26/85
 D668,168 S * 10/2012 Chen D10/114.4
 D672,080 S * 12/2012 Wauters D26/85
 D673,068 S * 12/2012 Beghelli D10/114.4
 D675,370 S * 1/2013 Lin et al. D26/120
 D675,372 S * 1/2013 Kim et al. D26/138
 D676,185 S * 2/2013 Piepgras et al. D26/113
 D677,421 S * 3/2013 Lin et al. D26/120

D677,422 S * 3/2013 Lin et al. D26/120
 D677,831 S * 3/2013 Lin et al. D26/120
 D679,860 S * 4/2013 Maxik et al. D26/141
 D681,261 S * 4/2013 Miyatake et al. D26/120
 D681,866 S * 5/2013 Lin et al. D26/120
 D693,044 S * 11/2013 Lu D26/71
 D699,778 S * 2/2014 Li et al. D16/237
 D700,992 S * 3/2014 Hufford D26/142
 D702,868 S * 4/2014 Patel D26/74
 D705,980 S * 5/2014 Davidson et al. D26/118
 D710,532 S * 8/2014 Fletcher et al. D26/118
 D710,533 S * 8/2014 Fletcher et al. D26/118
 D710,534 S * 8/2014 Fletcher et al. D26/118
 D710,926 S * 8/2014 Li D16/237
 D713,584 S * 9/2014 Maxik et al. D26/72
 D716,995 S * 11/2014 Zhu et al. D26/122
 D718,487 S * 11/2014 Hulse D26/118
 8,915,361 B2 * 12/2014 Rayner 206/320
 2003/0189829 A1 * 10/2003 Shimizu et al. 362/240
 2005/0068786 A1 * 3/2005 Ishida 362/509
 2005/0094414 A1 * 5/2005 Ishida et al. 362/545
 2009/0290345 A1 * 11/2009 Shaner 362/249.01
 2010/0157596 A1 * 6/2010 Wen et al. 362/235
 2010/0165627 A1 * 7/2010 Wung et al. 362/249.02
 2010/0327767 A1 * 12/2010 Fay 315/294
 2011/0013116 A1 * 1/2011 Matsuki et al. 349/62
 2011/0317425 A1 * 12/2011 Jeon et al. 362/249.05
 2012/0008304 A1 * 1/2012 Lai 362/84
 2012/0188766 A1 * 7/2012 Lu et al. 362/249.02
 2013/0039054 A1 * 2/2013 Yang et al. 362/234
 2013/0093963 A1 * 4/2013 Kasai 348/739
 2014/0043843 A1 * 2/2014 Moser et al. 362/545

OTHER PUBLICATIONS

Rectangular LED Panel, image post date May 9, 2013, site visited Jan. 22, 2015, (online), <<http://ddeepakraja.blogspot.com/2013/05/diy-led-panel-rectangular-semi-circular.html>>.*

* cited by examiner

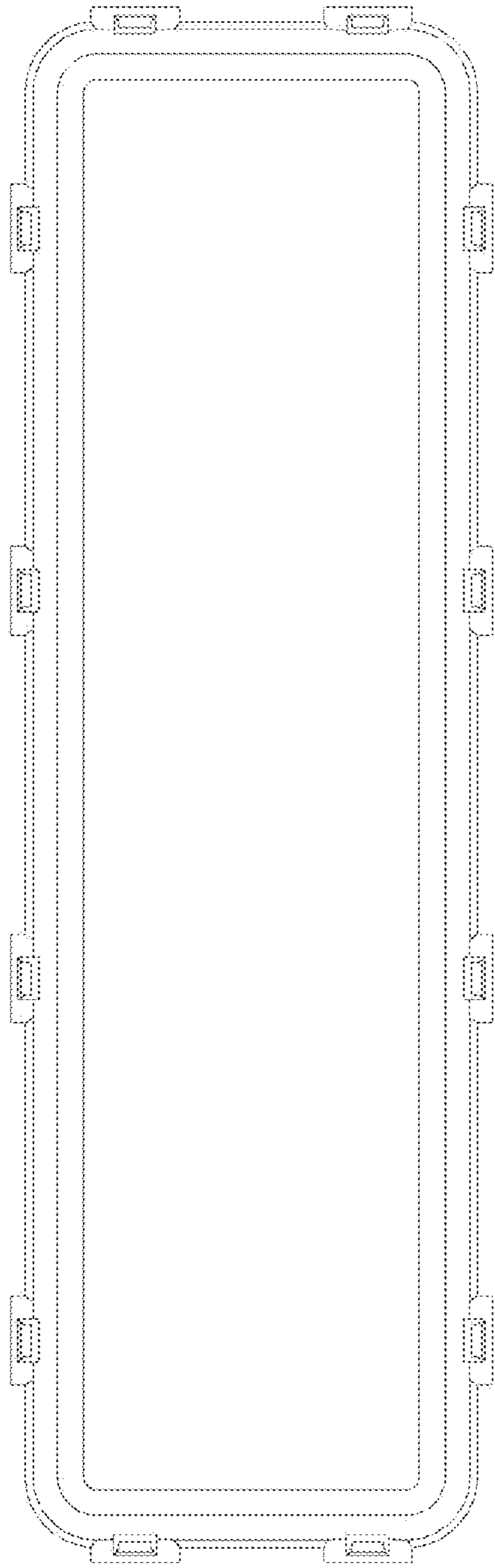


Fig. 1

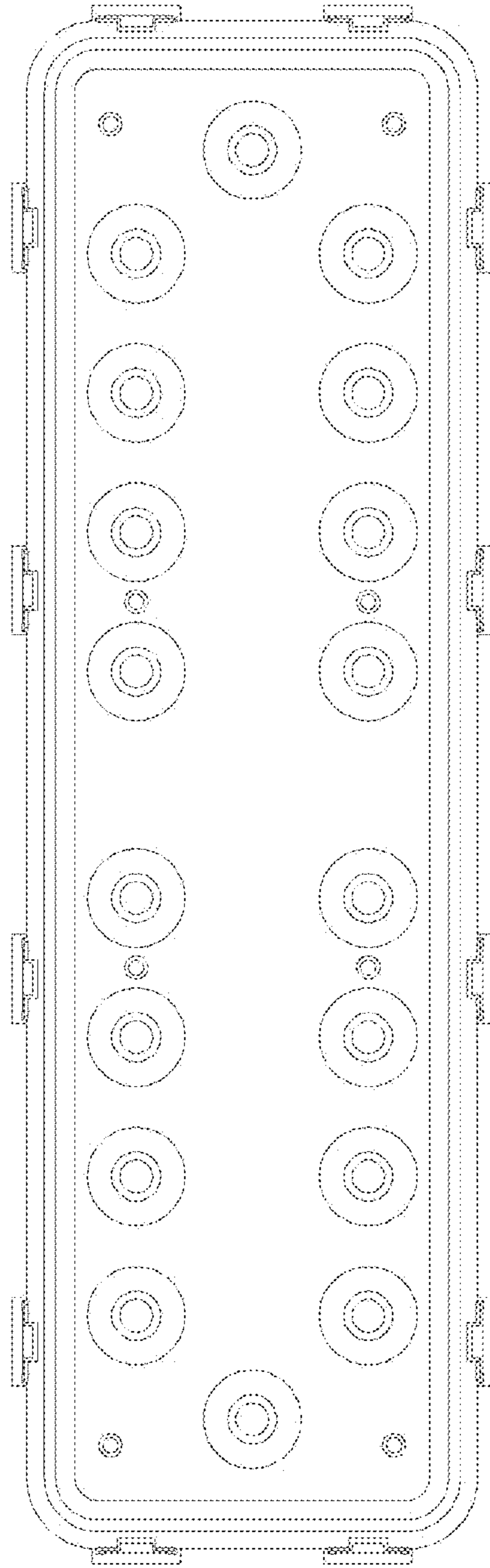


Fig. 2




Fig. 3

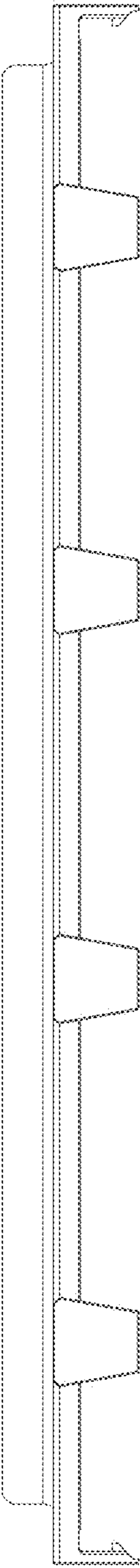


Fig. 4

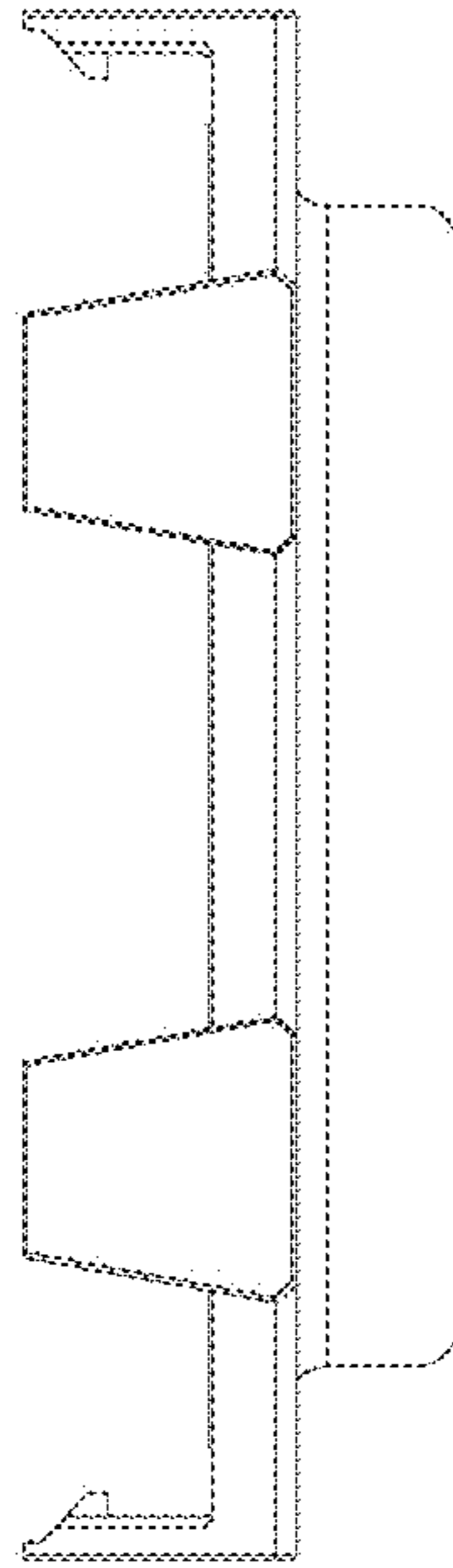


Fig. 5




Fig. 6

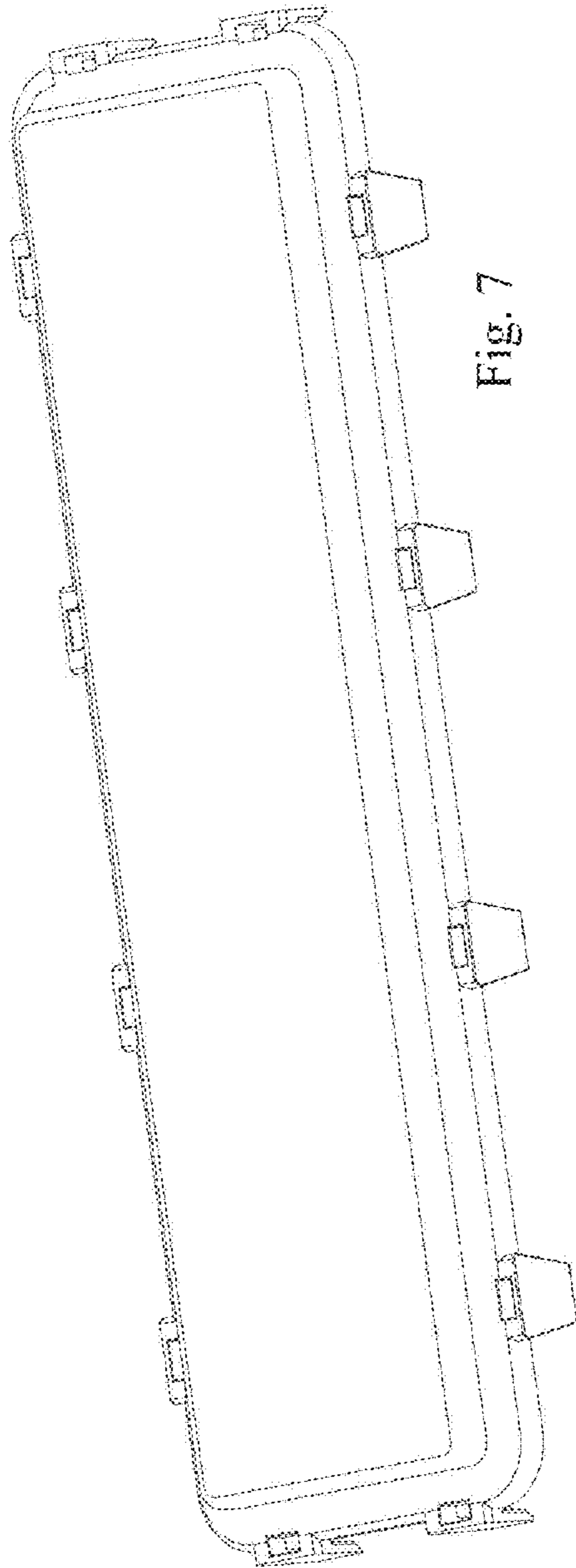


Fig. 7

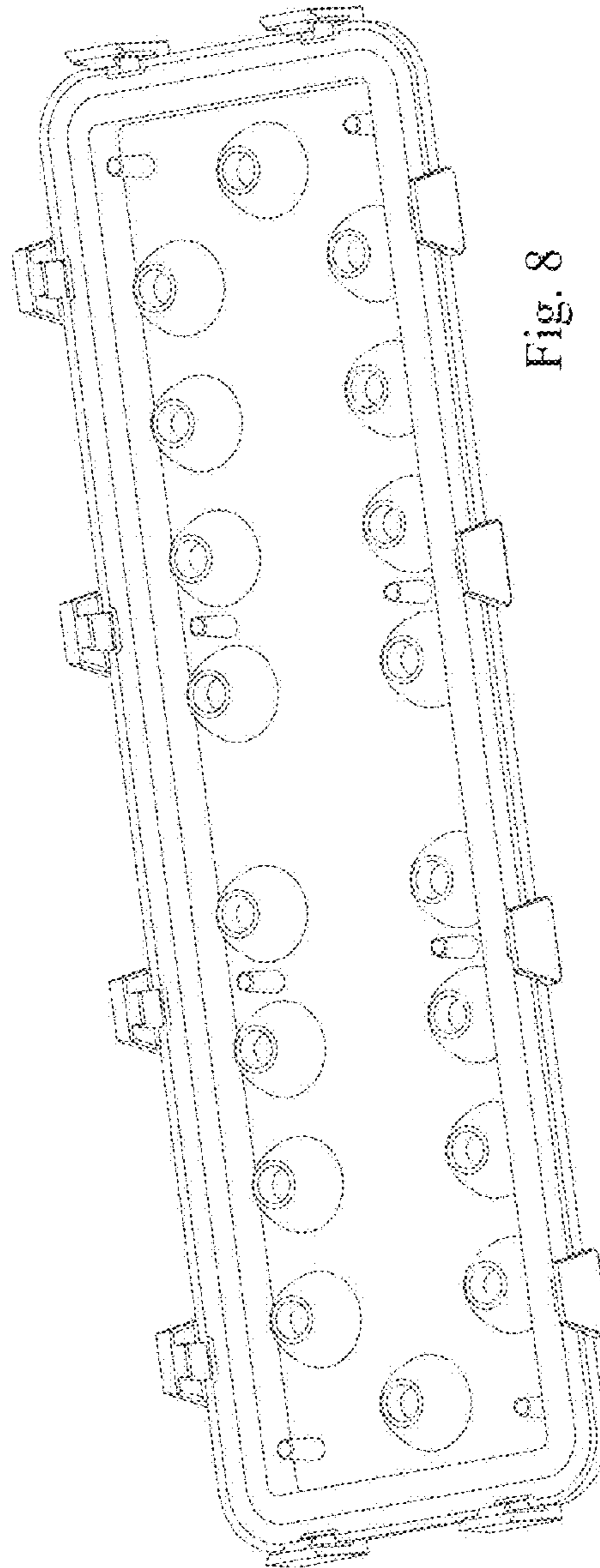


Fig. 8

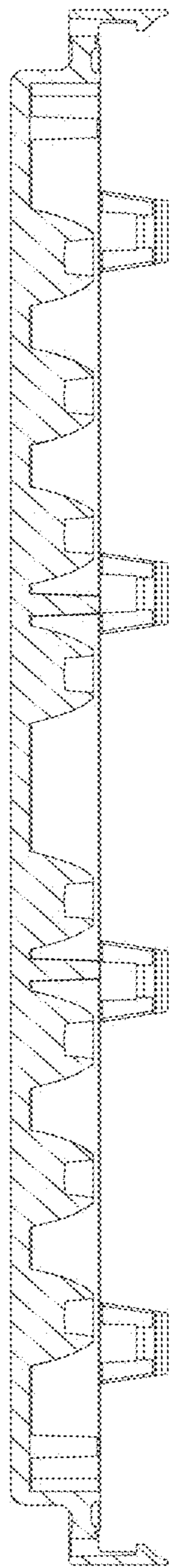


Fig. 9




Fig. 10