

US00D736973S

(12) **United States Design Patent**
Hollingworth et al.

(10) **Patent No.:** **US D736,973 S**

(45) **Date of Patent:** **** Aug. 18, 2015**

(54) **BICYCLE LIGHT**

(71) Applicant: **Brainy Bike Lights Ltd**, London (GB)

(72) Inventors: **Crawford Hollingworth**, Oxford (GB);
Catherine Louisa Hollingworth,
Oxford (GB)

(73) Assignee: **Brainy Bike Lights Ltd.** (GB)

(**) Term: **14 Years**

(21) Appl. No.: **29/472,003**

(22) Filed: **Nov. 7, 2013**

(51) **LOC (10) Cl.** **26-06**

(52) **U.S. Cl.**
USPC **D26/31**

(58) **Field of Classification Search**
USPC D26/139, 28, 31, 34, 36, 140, 121;
362/341, 473, 475, 523, 84, 511
CPC B62J 6/00; B62J 17/20
See application file for complete search history.

(56) **References Cited**

U.S. PATENT DOCUMENTS

D118,744 S * 1/1940 Oetinger D26/30
D123,856 S * 12/1940 Clark D12/186
3,478,713 A * 11/1969 Brames 116/56

3,696,334 A * 10/1972 Demeter 340/432
D295,325 S * 4/1988 Perheentupa D26/34
D344,148 S * 2/1994 Yuen D26/28
D353,010 S * 11/1994 Izzo, Sr. D26/34
D584,841 S * 1/2009 MacPherson D26/31

* cited by examiner

Primary Examiner — Ralf Seifert

(74) *Attorney, Agent, or Firm* — Tumey L.L.P.

(57) **CLAIM**

The ornamental design for bicycle light, as shown and described.

DESCRIPTION

FIG. 1 illustrates a back view of the bicycle light showing the new design;

FIG. 2 illustrates a front view of the bicycle light of FIG. 1;

FIG. 3 illustrates a perspective view of the front side of the bicycle light of FIG. 1;

FIG. 4 illustrates a side view of the bicycle light of FIG. 1; and,

FIG. 5 illustrates a top and bottom view of the bicycle light of FIG. 1.

The broken line showing of the back of the claim is included for the purpose of illustrating environmental matter and forms no part of the claimed design.

1 Claim, 5 Drawing Sheets




Fig. 1

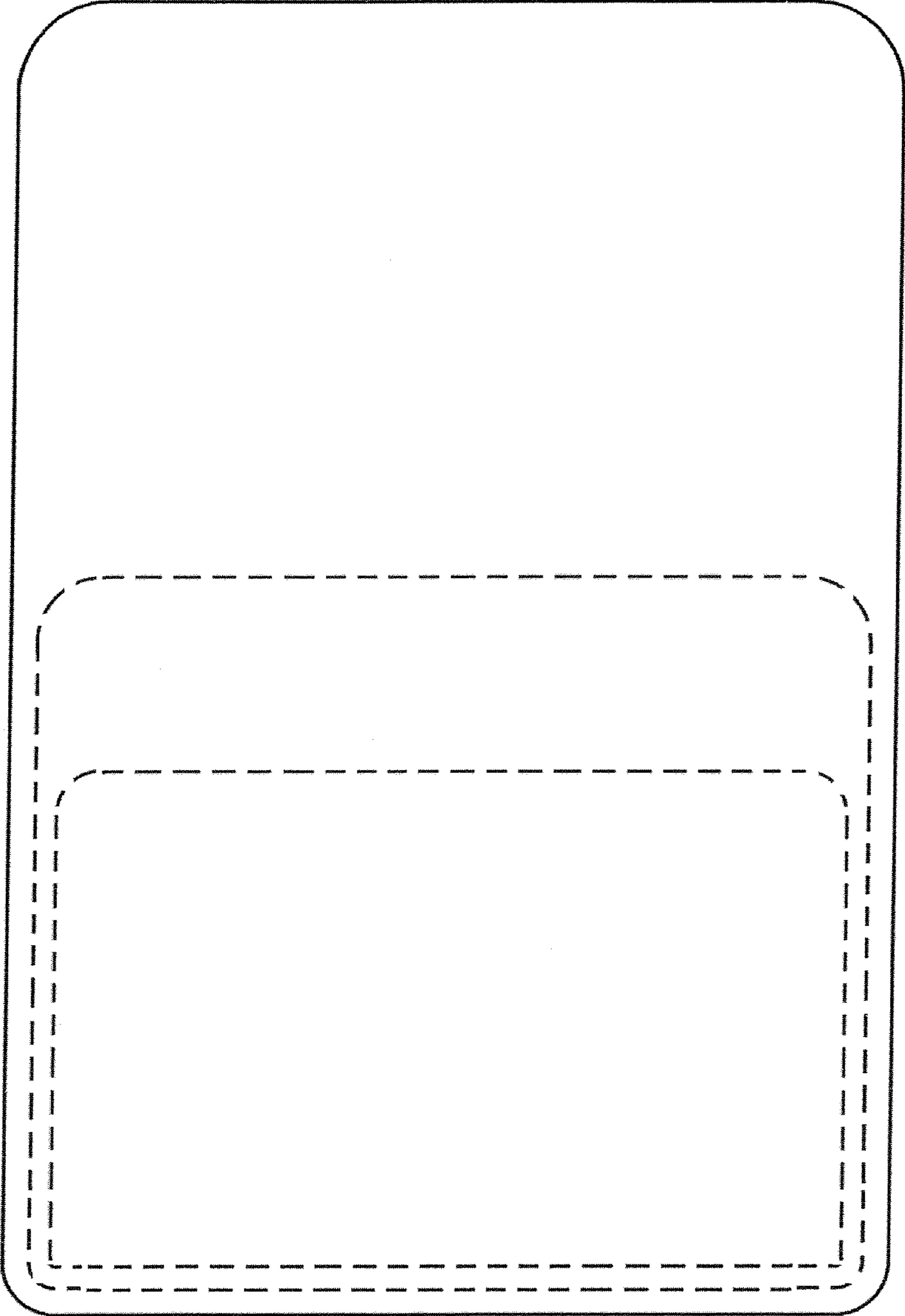


Fig. 2




Fig. 3




Fig. 4

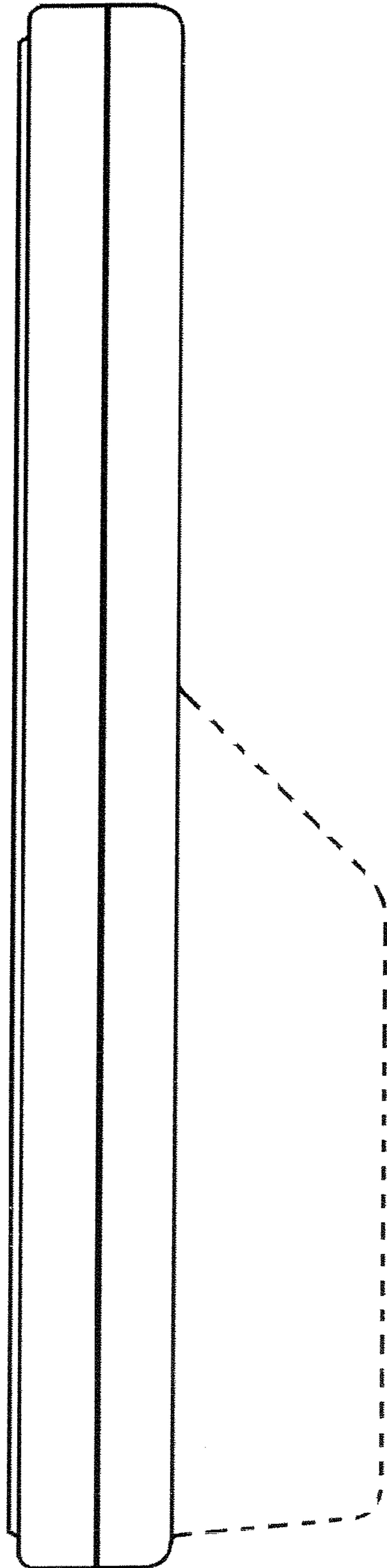


Fig. 5

