



US00D736938S

(12) **United States Design Patent**
Lementec et al.

(10) **Patent No.:** **US D736,938 S**

(45) **Date of Patent:** **** Aug. 18, 2015**

(54) **MESSAGE APPLIANCE**

(56) **References Cited**

(71) Applicant: **Eye Comfort Limited**, Belfast (GB)

U.S. PATENT DOCUMENTS

(72) Inventors: **Laurent Lementec**, Belfast (GB); **Leon Williams**, Belfast (GB); **Belén Iglesias Bares**, Belfast (GB); **Jonathan Moore**, Belfast (GB); **Benjamin Sharma**, Belfast (GB); **Anant Sharma**, Belfast (GB)

D264,625 S *	5/1982	Shiu	D24/211
D273,042 S *	3/1984	Jackson	D24/211
D275,607 S *	9/1984	Blackman	D24/188
D288,847 S *	3/1987	Kaeser	D24/211
D310,418 S *	9/1990	Tribolet	D24/199
D326,913 S *	6/1992	Staples	D24/188
D345,801 S *	4/1994	Bosch	D24/200
D373,425 S *	9/1996	Palmisano et al.	D24/211
D381,083 S *	7/1997	Ratajac	D24/211
D391,645 S *	3/1998	Chien	D24/211
D445,195 S *	7/2001	Olson et al.	D24/200

(73) Assignee: **Eye Comfort Limited**, Belfast (GB)

(**) Term: **14 Years**

(Continued)

(21) Appl. No.: **29/481,115**

FOREIGN PATENT DOCUMENTS

(22) Filed: **Jan. 31, 2014**

WO 2013/114127 A1 8/2013

(30) **Foreign Application Priority Data**

Aug. 1, 2013	(EM)	002285494-0001
Aug. 1, 2013	(EM)	002285494-0002
Aug. 1, 2013	(EM)	002285494-0003
Aug. 1, 2013	(EM)	002285494-0004
Aug. 1, 2013	(EM)	002285494-0005
Aug. 1, 2013	(EM)	002285494-0006
Aug. 1, 2013	(EM)	002285494-0007
Aug. 1, 2013	(EM)	002285494-0008
Aug. 1, 2013	(EM)	002285494-0009
Aug. 1, 2013	(EM)	002285494-0010

Primary Examiner — Robert M Spear

Assistant Examiner — Darcey E Heflin

(74) *Attorney, Agent, or Firm* — Sterne, Kessler, Goldstein & Fox P.L.L.C.

(51) **LOC (10) Cl.** **24-04**

(52) **U.S. Cl.**
USPC **D24/200**

(57) **CLAIM**

The ornamental design for a massage appliance, as shown and described.

(58) **Field of Classification Search**

USPC D24/171, 172, 188, 190–192, 199, 200,
D24/203, 211, 215, 231; 601/84; 604/20;
607/1, 99, 100, 108

CPC A61H 5/00; A61N 1/39; A61F 7/00

See application file for complete search history.

DESCRIPTION

FIG. 1 is a top perspective view of a massage appliance showing our new design;

FIG. 2 is a side view thereof;

FIG. 3 is another side view thereof;

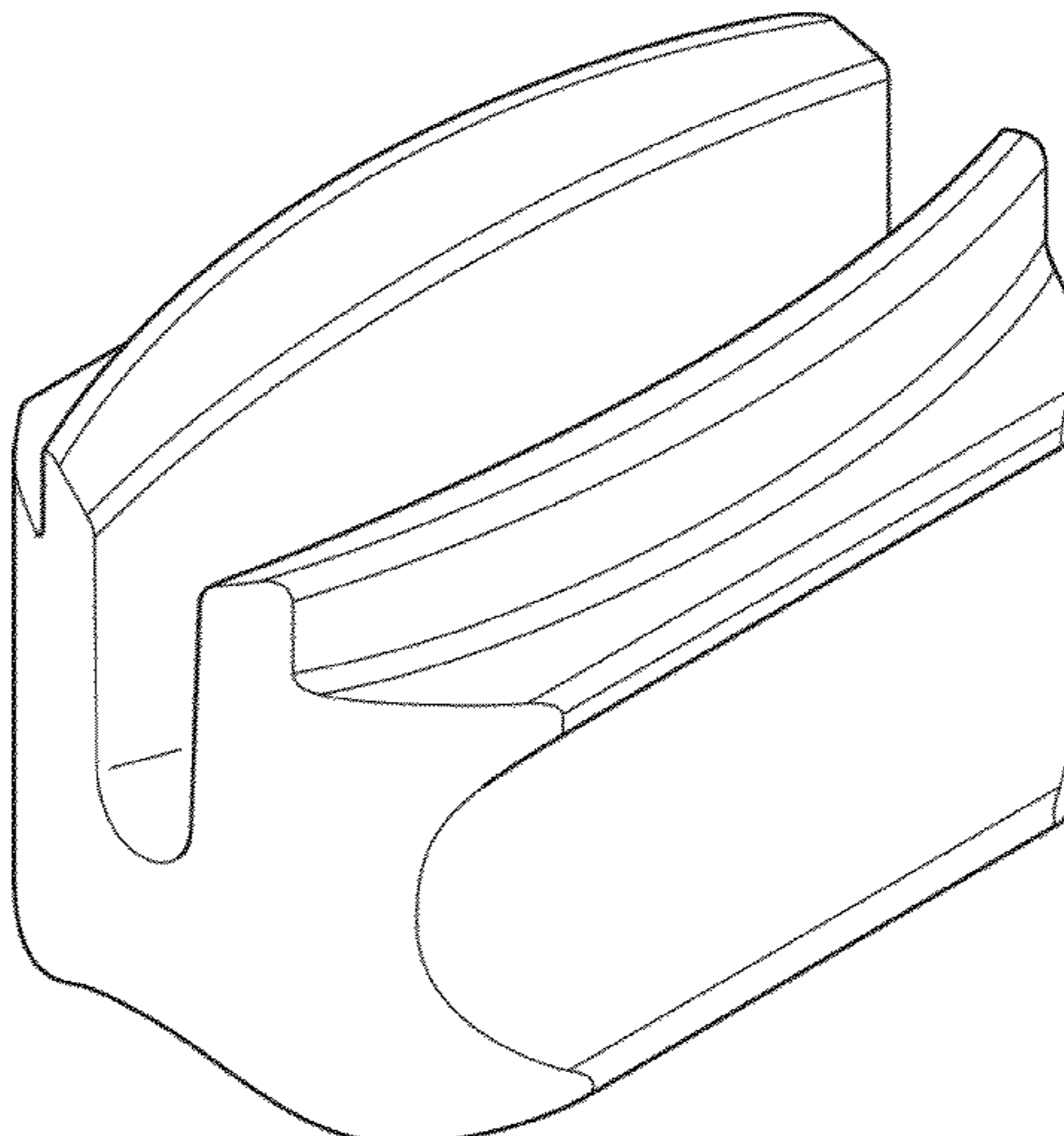
FIG. 4 is another side view thereof;

FIG. 5 is another side view thereof;

FIG. 6 is a top view thereof; and,

FIG. 7 is a bottom view thereof.

1 Claim, 7 Drawing Sheets



(56)

References Cited

U.S. PATENT DOCUMENTS

D589,157 S *	3/2009	Speth	D24/231	D698,448 S *	1/2014	Heck	D24/191
D680,654 S *	4/2013	Borrelli	D24/188	D720,861 S *	1/2015	Rust Huthmaker	D24/192
D696,406 S *	12/2013	De Santis et al.	D24/171	2012/0265109 A1*	10/2012	Reichow et al.	601/37
				2014/0336541 A1*	11/2014	Tsao	601/3
				2014/0378878 A1*	12/2014	Sharma et al.	601/84

* cited by examiner

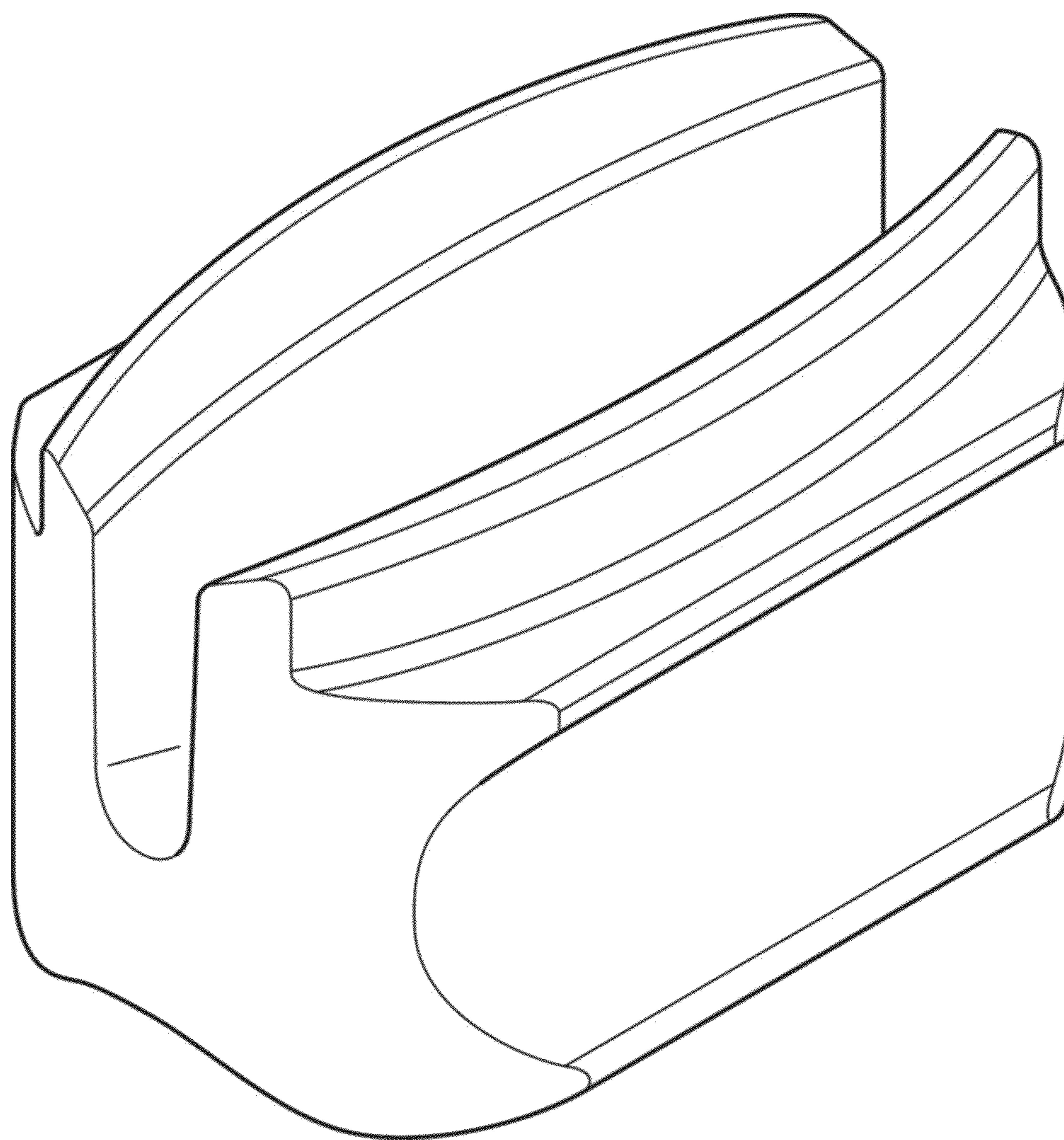


FIG. 1




FIG. 2




FIG. 3

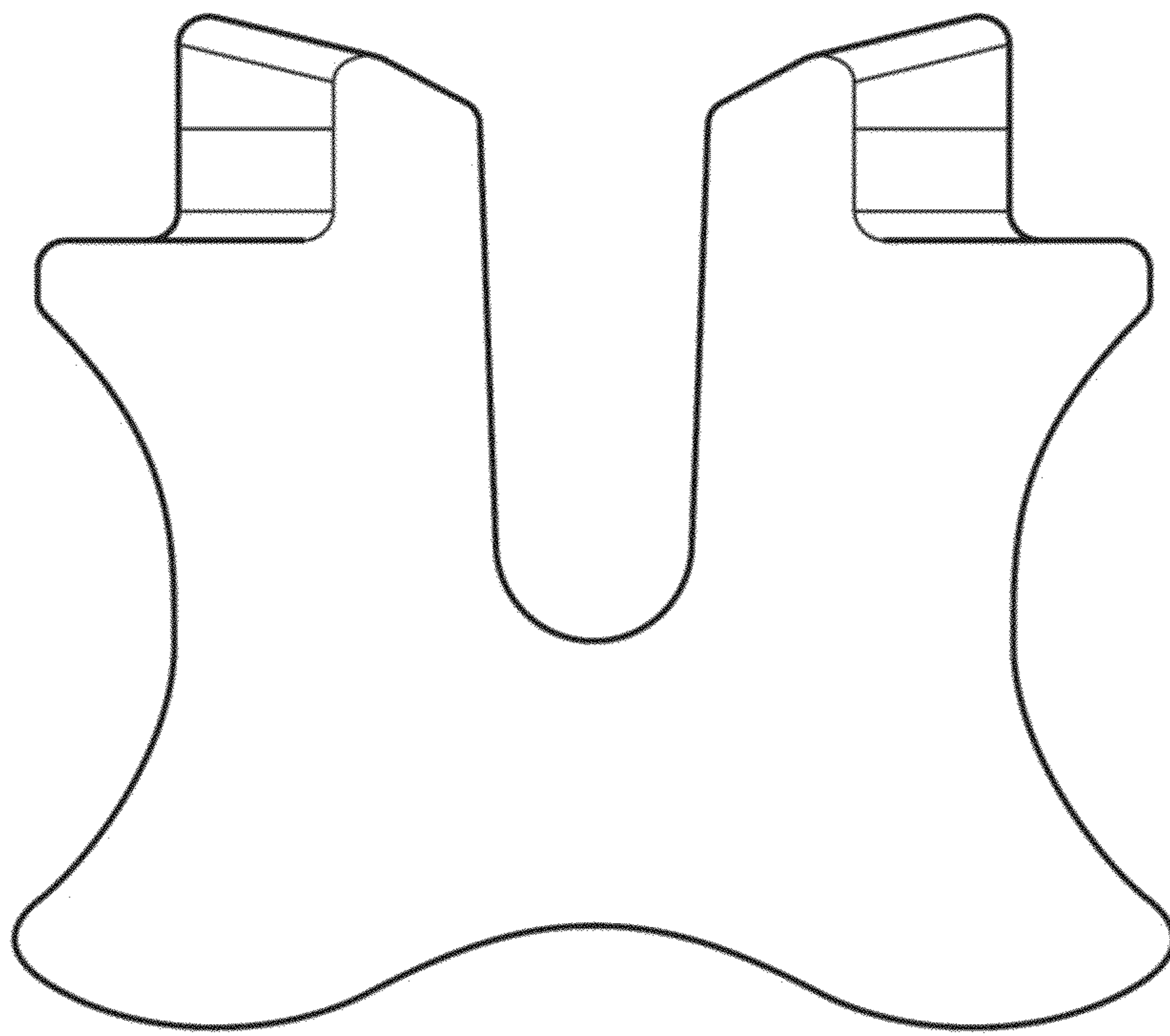


FIG. 4

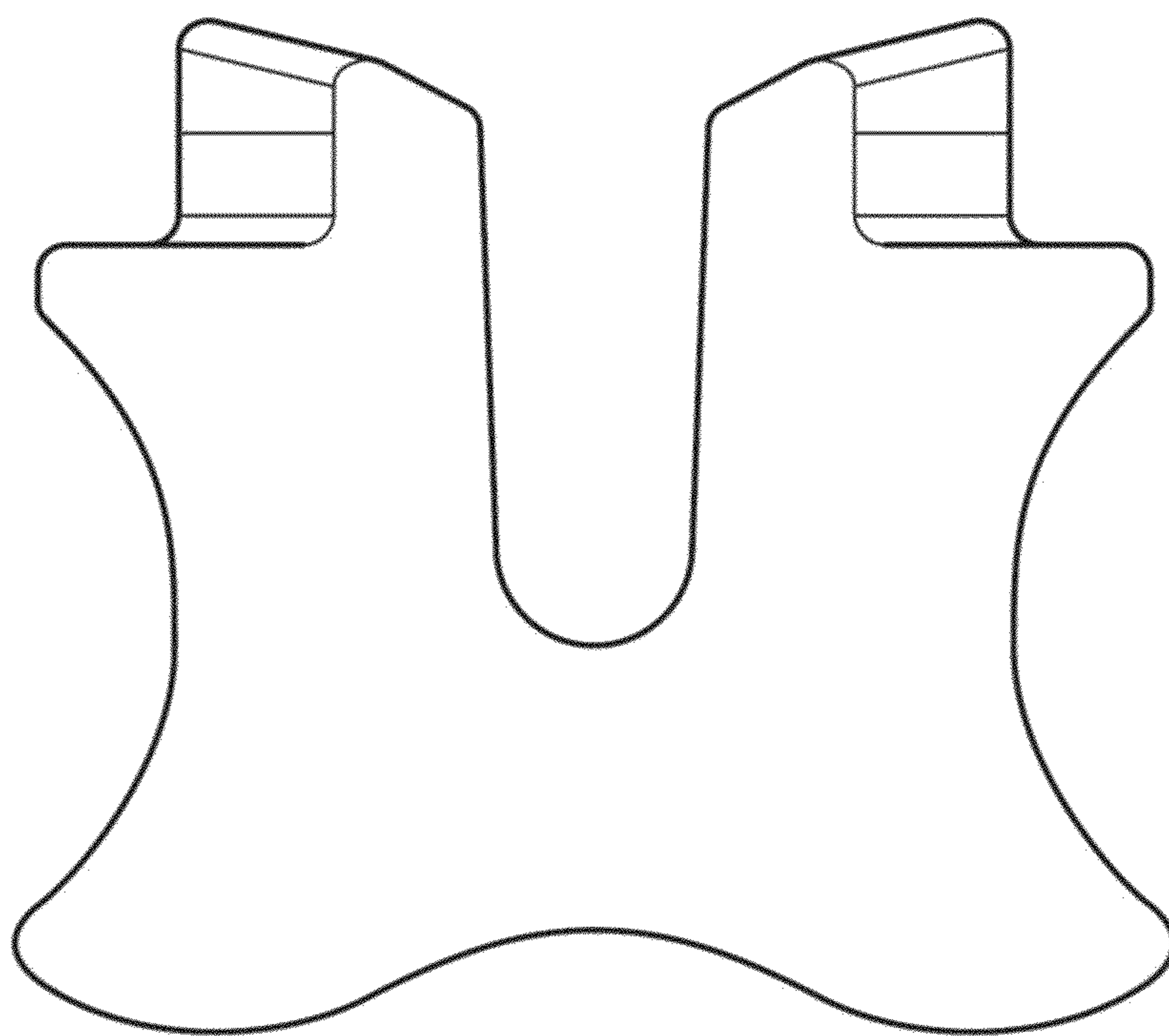


FIG. 5

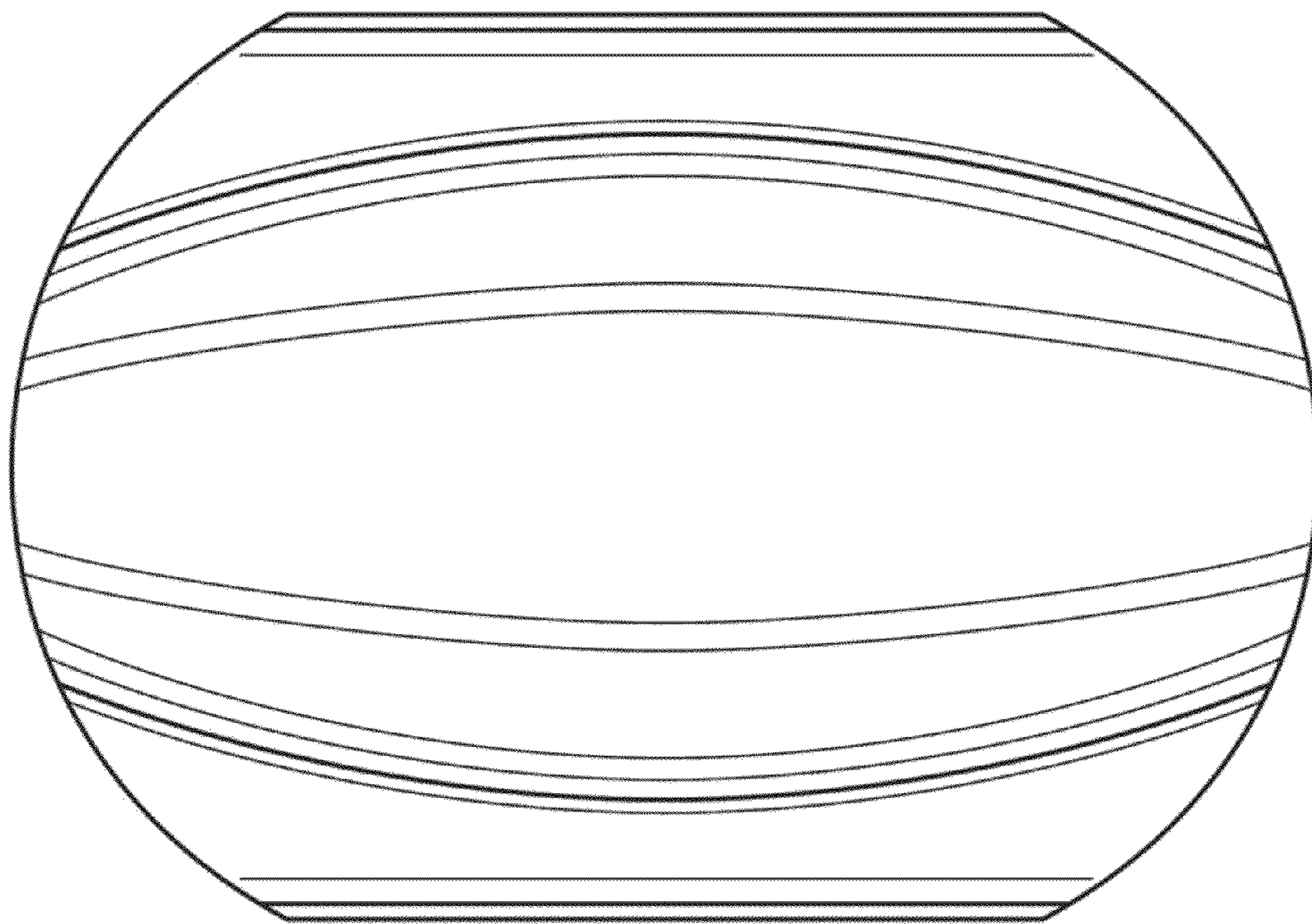


FIG. 6




FIG. 7