



US00D736935S

(12) **United States Design Patent**
Just et al.

(10) **Patent No.:** **US D736,935 S**
(45) **Date of Patent:** **** Aug. 18, 2015**

(54) **BIOMETRIC MONITOR HOUSING**

(71) Applicant: **Valencell, Inc.**, Raleigh, NC (US)

(72) Inventors: **Steven Matthew Just**, Cary, NC (US);
Michael Edward Aumer, Raleigh, NC
(US); **Jesse Berkley Tucker**, Knightdale,
NC (US); **Lawrence Chris Eschbach**,
Louisburg, NC (US)

(73) Assignee: **Valencell, Inc.**, Raleigh, NC (US)

(**) Term: **14 Years**

(21) Appl. No.: **29/467,146**

(22) Filed: **Sep. 16, 2013**

(51) **LOC (10) Cl.** **24-01**

(52) **U.S. Cl.**
USPC **D24/187**

(58) **Field of Classification Search**
USPC D24/168, 186–187, 200; 600/301, 544,
600/546, 554, 372, 382, 384, 386–395;
601/21; 602/2; 606/32; 607/45, 46,
607/115, 139, 142, 148, 152; D10/80, 81,
D10/57, 98

CPC A61B 5/0002; A61B 5/0408; A61B
5/04085; A61B 5/0404; A61B 5/04082;
A61B 5/6831; A61B 5/04087; A61B 5/0476;
A61B 5/0488; A61B 5/05; A61B 18/1492;
A61H 2201/10; A61F 7/007; A61N 1/3605;
A61N 1/36021; A61N 1/05; A61N 1/0472;
A61N 1/046; A61N 1/0476; A61N 1/0492

See application file for complete search history.

(56) **References Cited**

U.S. PATENT DOCUMENTS

D452,012 S * 12/2001 Phillips D24/186
D492,999 S * 7/2004 Lax D24/167

D535,031 S * 1/2007 Barrett et al. D24/186
D547,454 S * 7/2007 Hsieh D24/186
D553,248 S * 10/2007 Nguyen et al. D24/186
D554,266 S * 10/2007 Striepe et al. D24/186
D590,508 S * 4/2009 Tupin, Jr. D24/186
D598,113 S * 8/2009 Flaction et al. D24/187
D598,114 S * 8/2009 Cryan D24/187
D608,451 S * 1/2010 Hanoun D24/186
D631,552 S * 1/2011 Kasabach et al. D24/186
D639,437 S * 6/2011 Bishay et al. D24/167
D677,792 S 3/2013 Vandiver
D679,813 S * 4/2013 Ashkenazi D24/167
D687,951 S * 8/2013 Della Torre et al. D24/186
D700,084 S * 2/2014 Hsu D10/70
D717,960 S * 11/2014 Einck et al. D24/187
D719,860 S * 12/2014 Just et al. D10/98

* cited by examiner

Primary Examiner — T. Chase Nelson

Assistant Examiner — Mark Cavanna

(74) *Attorney, Agent, or Firm* — Myers Bigel Sibley &
Sajovec

(57) **CLAIM**

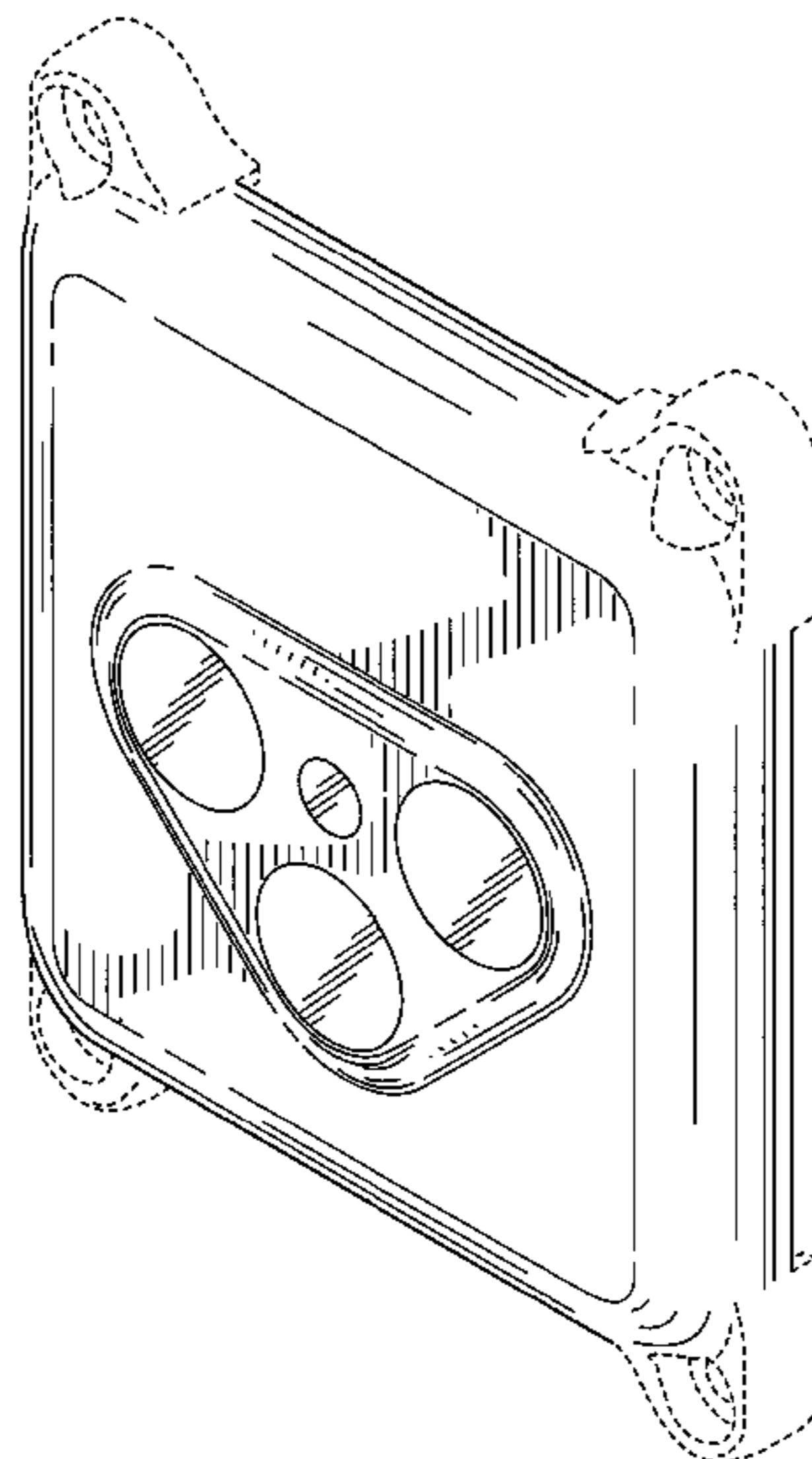
The ornamental design for a biometric monitor housing, as
shown and described.

DESCRIPTION

FIG. 1 is a front perspective view of a biometric monitor
housing, showing our new design;
FIG. 2 is a front view thereof;
FIG. 3 is a rear view thereof, opposite that shown in FIG. 2;
FIG. 4 is a side view thereof;
FIG. 5 is a side view thereof, opposite that shown in FIG. 4;
FIG. 6 is a top view thereof; and,
FIG. 7 is a bottom view thereof, opposite that shown in FIG.
6.

The broken lines are included for the purpose of illustrating
unclaimed portions of the biometric monitor housing and
form no part of the claimed design.

1 Claim, 5 Drawing Sheets



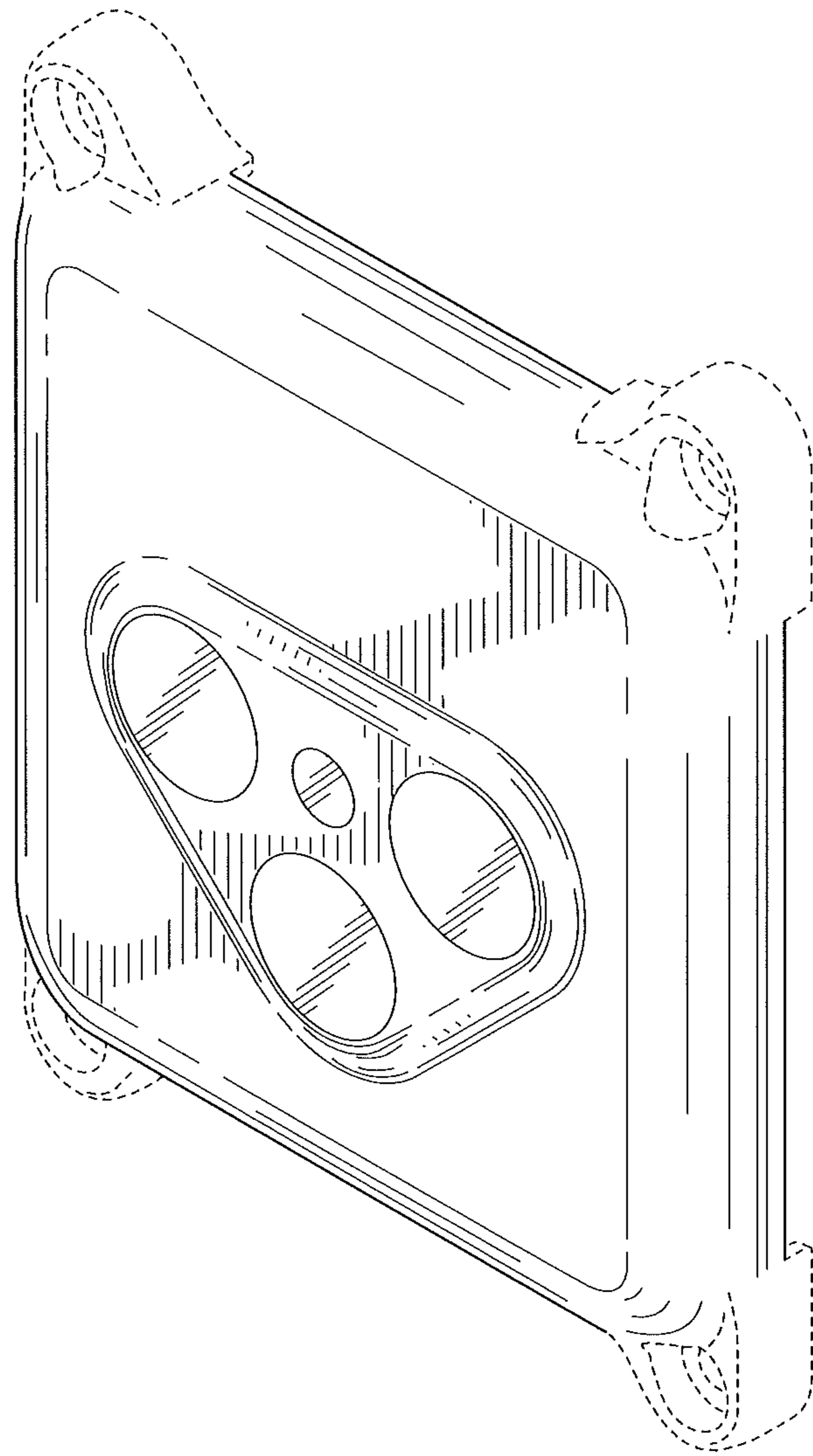


FIG. 1

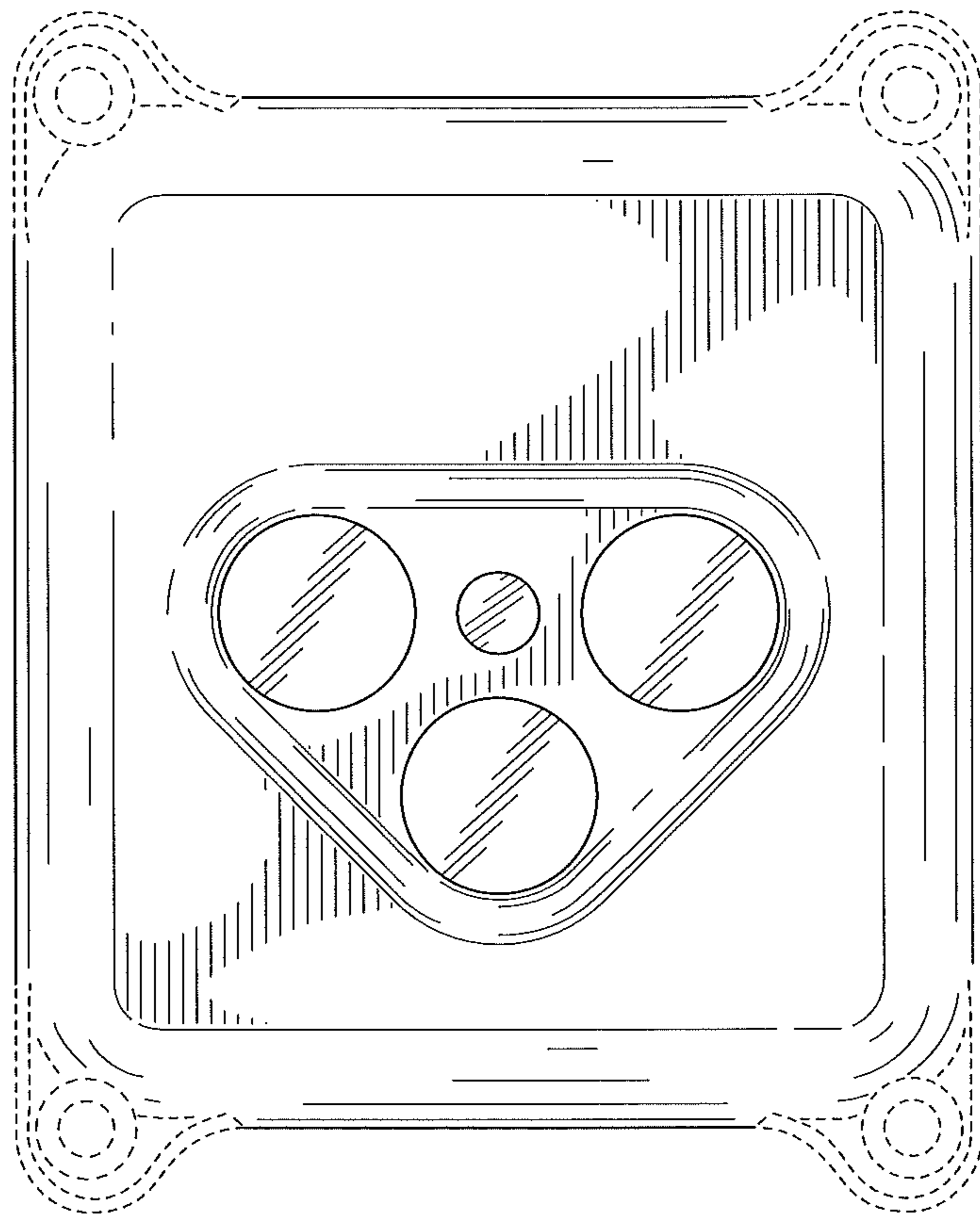


FIG. 2




FIG. 3




FIG. 4

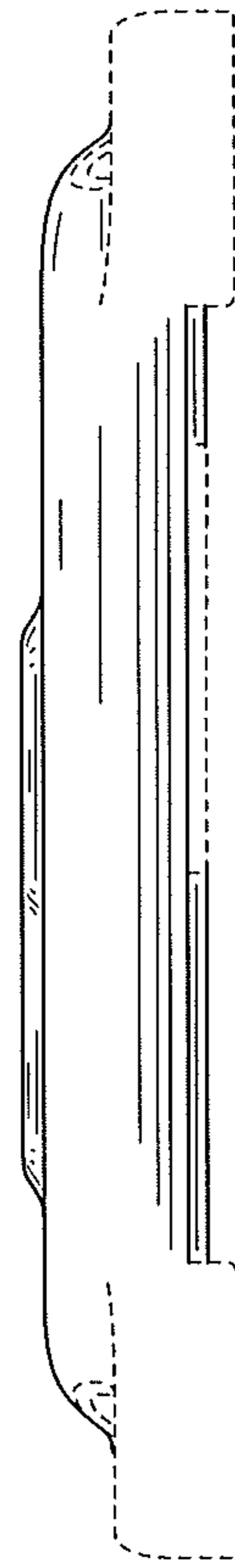


FIG. 5




FIG. 6




FIG. 7