

US00D736928S

(12) **United States Design Patent**
Iijima

(10) **Patent No.:** **US D736,928 S**

(45) **Date of Patent:** **** Aug. 18, 2015**

(54) **DENTAL DRILL**

(71) Applicant: **Medical Corporation IT**, Chiba (JP)

(72) Inventor: **Toshikazu Iijima**, Chiba (JP)

(73) Assignee: **MEDICAL CORPORATION IT**,
Chiba (JP)

(**) Term: **14 Years**

(21) Appl. No.: **29/482,339**

(22) Filed: **Feb. 18, 2014**

(30) **Foreign Application Priority Data**

Aug. 20, 2013 (JP) 2013-18979
Aug. 20, 2013 (JP) 2013-18980
Aug. 20, 2013 (JP) 2013-18981
Aug. 20, 2013 (JP) 2013-18982

(51) **LOC (10) Cl.** **24-02**

(52) **U.S. Cl.**
USPC **D24/152**

(58) **Field of Classification Search**
USPC D24/152, 155-156, 176, 133, 140,
D24/146-147; D8/9, 20, 349, 354, 382,
D8/387, 397, 499, 70; D15/139; 403/331,
403/381; 407/42, 110, 114, 57-59; 81/52,
81/459; 606/80, 96; 433/82, 126, 72, 114,
433/158, 161, 165, 173

See application file for complete search history.

(56) **References Cited**

U.S. PATENT DOCUMENTS

3,291,231 A * 12/1966 Kammer D8/9
3,765,789 A * 10/1973 Hougen 407/53
5,261,818 A * 11/1993 Shaw 433/165
D351,908 S * 10/1994 Shaw D24/152
5,387,059 A * 2/1995 Borzemsky 433/165

5,944,460 A * 8/1999 Gill 408/204
6,319,005 B1 * 11/2001 Hollander et al. 433/165
6,942,669 B2 * 9/2005 Kurc 606/80
D644,327 S * 8/2011 Singh D24/146
2009/0274996 A1 * 11/2009 Miller 433/165
2012/0178043 A1 * 7/2012 Haber 433/165

FOREIGN PATENT DOCUMENTS

JP 4-3713 1/1992

OTHER PUBLICATIONS

An Office Action issued in the priority application No. JP 2013-18980 dated Dec. 27, 2013.

* cited by examiner

Primary Examiner — Wan Laymon

(74) *Attorney, Agent, or Firm* — Snell & Wilmer L.L.P.

(57) **CLAIM**

The ornamental design for a dental drill, as shown and described.

DESCRIPTION

FIG. 1 is a front view of the dental drill.
FIG. 2 is a back view thereof.
FIG. 3 is a left-side view thereof.
FIG. 4 is a right-side view thereof.
FIG. 5 is a top view thereof.
FIG. 6 is a bottom view thereof.
FIG. 7 is a cross-section view taken along line A-A of FIG. 5; and,
FIG. 8 is a reference view showing that the dental drill in combination with the guide member in use.
If present, dotted lines shown in the accompanying drawings are intended to illustrate environmental features not necessarily intended to be a part of the claimed drawing in the figures in which they appear.

1 Claim, 2 Drawing Sheets

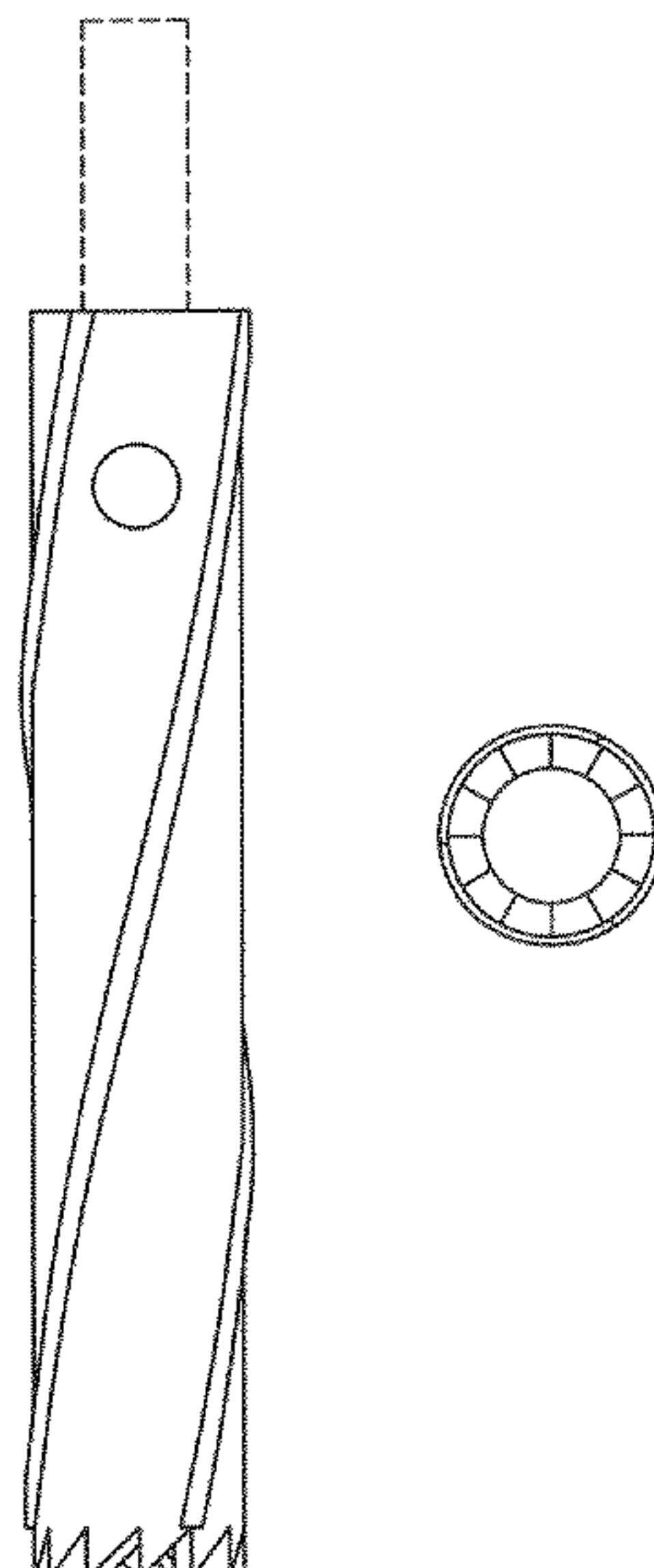


Fig. 1




Fig. 2



Fig. 3

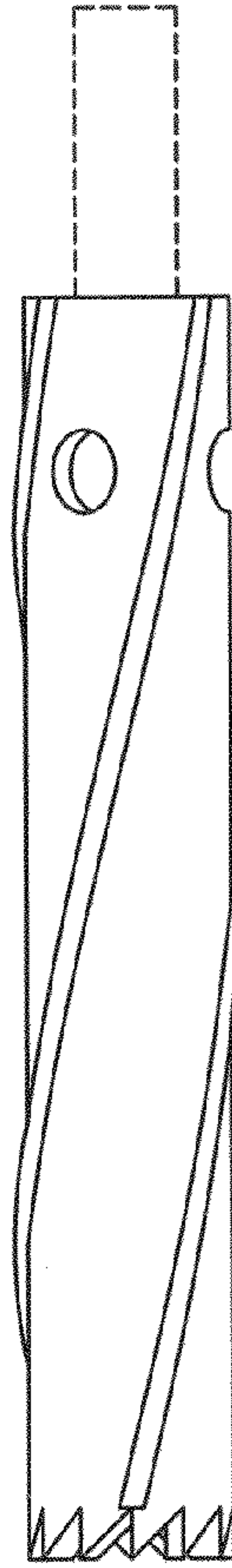


Fig. 4




Fig. 5

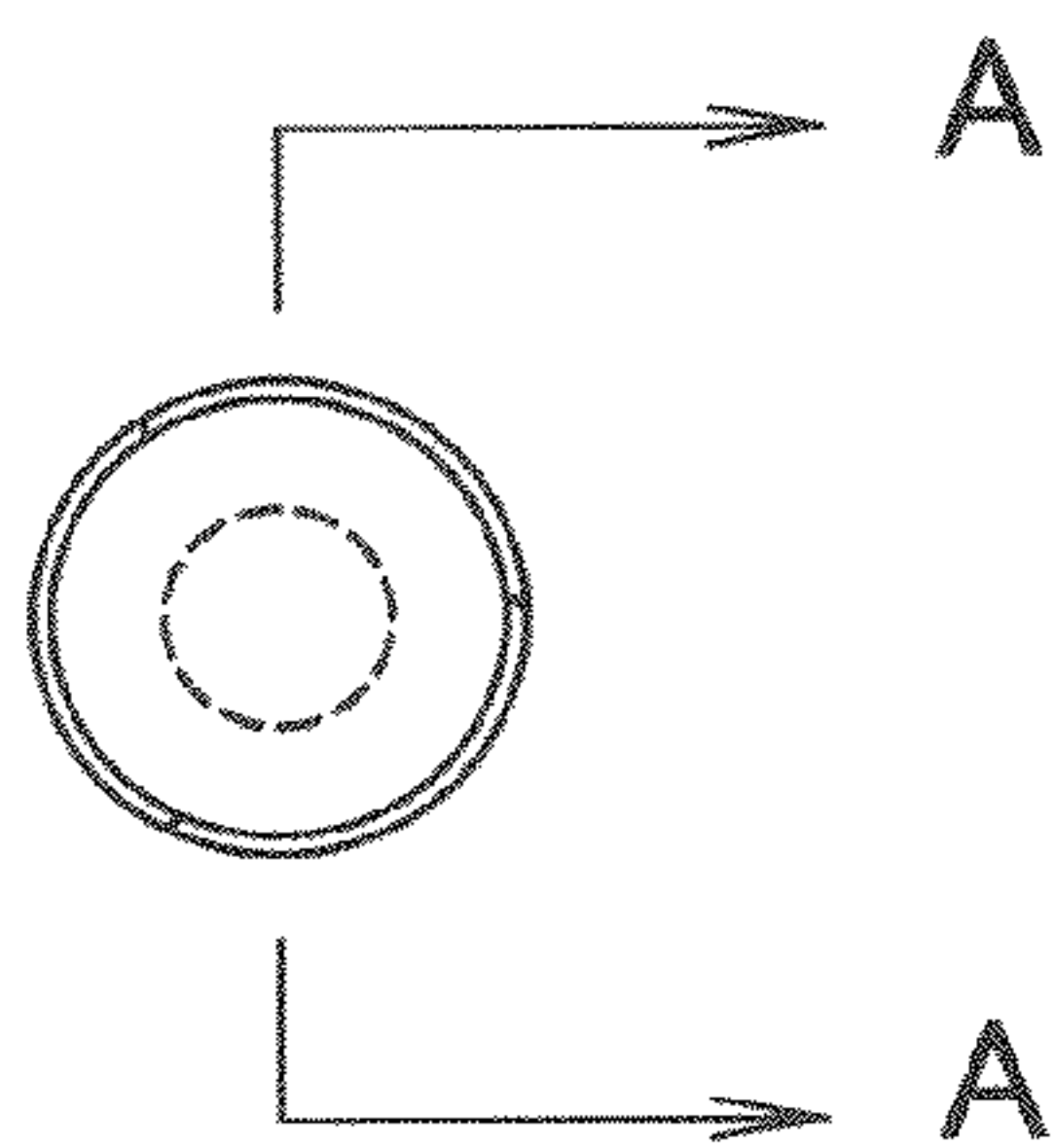


Fig. 6

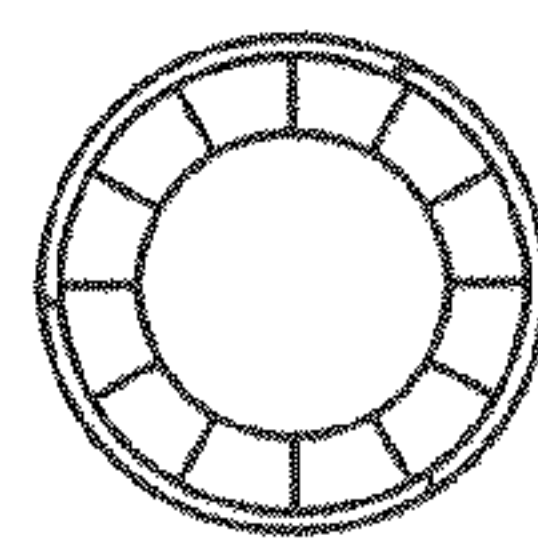


Fig. 7

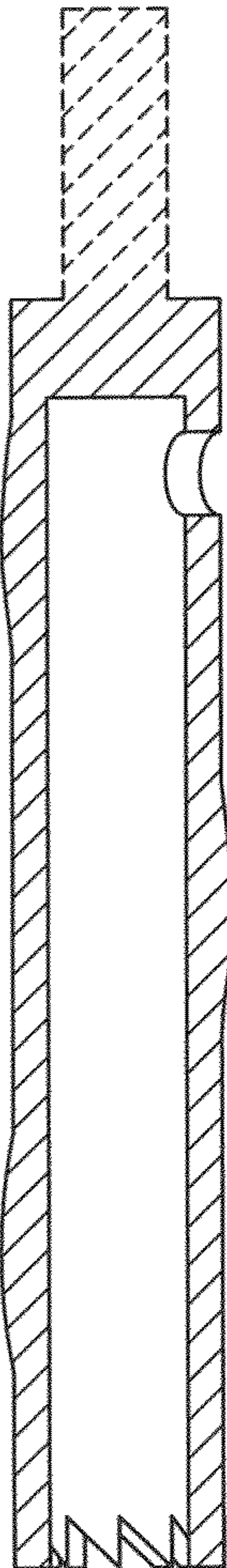


Fig. 8

