



US00D736927S

(12) **United States Design Patent**
Christensen et al.

(10) **Patent No.:** **US D736,927 S**
(45) **Date of Patent:** **** Aug. 18, 2015**

- (54) **OPHTHALMIC STRUCTURE**
- (71) Applicant: **OASIS Medical, Inc.**, Glendora, CA (US)
- (72) Inventors: **James Marlow Christensen**, Glendora, CA (US); **D. Michael Colvard**, Encino, CA (US)
- (73) Assignee: **Oasis Medical, Inc.**, Glendora, CA (US)

- 4,321,916 A 3/1982 McKee
- 4,640,273 A 2/1987 Greene et al.
- 4,991,567 A 2/1991 McCuen, II et al.
- 5,163,419 A 11/1992 Goldman
- 5,267,553 A 12/1993 Graether
- 5,374,272 A 12/1994 Arpa et al.
- 5,427,088 A 6/1995 Graether
- 5,441,040 A 8/1995 Williams, Jr.
- 5,634,884 A 6/1997 Graether
- 5,653,753 A 8/1997 Brady et al.

(Continued)

(**) Term: **14 Years**

FOREIGN PATENT DOCUMENTS

- (21) Appl. No.: **29/457,147**
- (22) Filed: **Jun. 7, 2013**

- DE 9320127 U1 4/1994
- RU 14505 U1 8/2000

(Continued)

Related U.S. Application Data

OTHER PUBLICATIONS

- (60) Continuation of application No. 13/275,685, filed on Oct. 18, 2011, now Pat. No. 8,439,833, and a division of application No. 29/433,064, filed on Sep. 25, 2012, now Pat. No. Des. 686,729.

PCT/US12/60596 International Search Report and Written Opinion, mailed Dec. 20, 2012 from the International Search Authority/United States.

- (51) **LOC (10) Cl.** **24-02**
- (52) **U.S. Cl.**
USPC **D24/150**

Primary Examiner — Ian Simmons
Assistant Examiner — Carissa C Fitts
(74) *Attorney, Agent, or Firm* — Greenberg Traurig, LLP

- (58) **Field of Classification Search**
USPC D24/150, 172, 140, 135; 606/107, 4-6; 604/294, 302; 600/201, 206, 210, 233, 600/236, 237, 238, 239, 242, 243
CPC A61B 17/02; A61B 17/0206; A61B 17/0293; A61B 2017/0287; A61F 2/141; A61F 2/142; A61F 2/145; A61F 2/147; A61F 2/148; A61M 2210/0612

(57) **CLAIM**
The ornamental design for an ophthalmic structure, as shown and described.

See application file for complete search history.

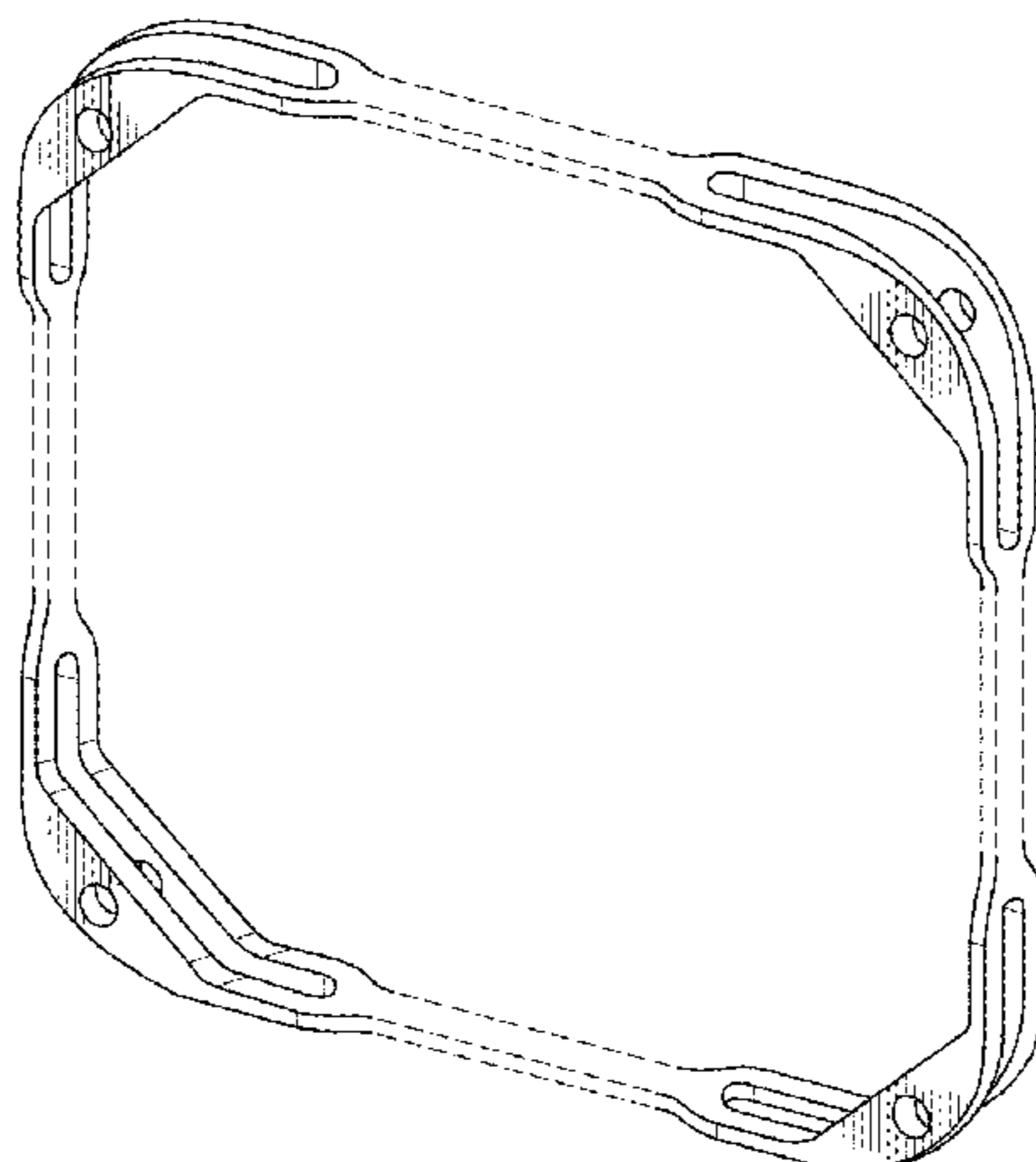
DESCRIPTION

- (56) **References Cited**
U.S. PATENT DOCUMENTS

FIG. 1 is a perspective view of corners of a structure of the present disclosure; FIG. 2 is an top view showing the structure of FIG. 1; and, FIG. 3 is a side view of the structure of FIG. 1. The broken lines shown represent features not claimed and form no part of the claimed design.

- 2,053,868 A 9/1936 Grosso
- 2,845,925 A 8/1958 Jayle
- 4,037,589 A 7/1977 McReynolds

1 Claim, 1 Drawing Sheet



(56)

References Cited

U.S. PATENT DOCUMENTS

5,851,177 A 12/1998 Koch
 D412,576 S 8/1999 Austin et al.
 6,190,312 B1 2/2001 Fowler, Jr.
 6,332,866 B1 12/2001 Grieshaber et al.
 D459,804 S 7/2002 Koros et al.
 D462,442 S * 9/2002 Webb D24/150
 6,620,098 B1 9/2003 Milverton
 6,648,819 B2 11/2003 Lee
 D489,130 S 4/2004 Sinding
 D498,531 S 11/2004 Sinding
 D535,024 S 1/2007 Huttner
 D535,395 S 1/2007 Huttner
 D536,094 S 1/2007 Huttner
 D559,388 S * 1/2008 Melcher D24/150
 D581,531 S 11/2008 Alinsod et al.
 D601,698 S 10/2009 Stephenson et al.
 D614,303 S * 4/2010 Gausmann et al. D24/150
 D625,005 S 10/2010 Zimmer et al.

D641,471 S 7/2011 Zimmer et al.
 7,985,180 B2 7/2011 Brown
 D643,118 S 8/2011 Zimmer et al.
 8,029,515 B2 * 10/2011 Shiuey 606/107
 D658,286 S 4/2012 Ryskus et al.
 8,439,833 B2 5/2013 Christensen et al.
 D686,729 S * 7/2013 Christensen et al. D24/150
 8,900,136 B2 * 12/2014 Cote et al. 600/208
 2002/0055753 A1 * 5/2002 Silvestrini 606/166
 2003/0092970 A1 * 5/2003 Lee 600/236
 2007/0161867 A1 * 7/2007 Fowler et al. 600/233
 2007/0208228 A1 * 9/2007 Pavento et al. 600/233
 2008/0243139 A1 * 10/2008 Dusek 606/107
 2008/0269888 A1 * 10/2008 Malyugin 623/6.42

FOREIGN PATENT DOCUMENTS

RU 14506 U1 8/2000
 WO WO 00/30566 6/2000

* cited by examiner

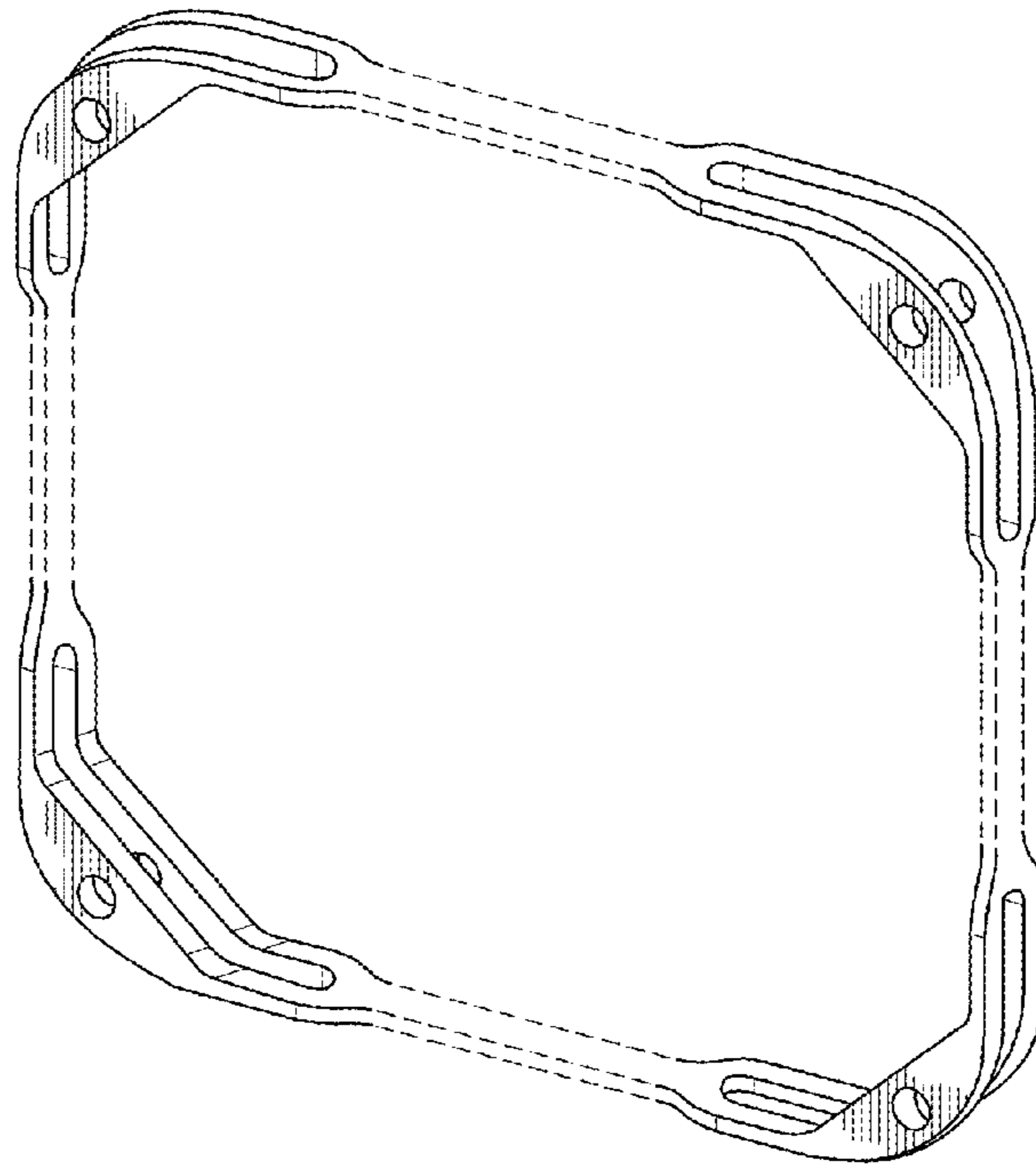


FIG. 1

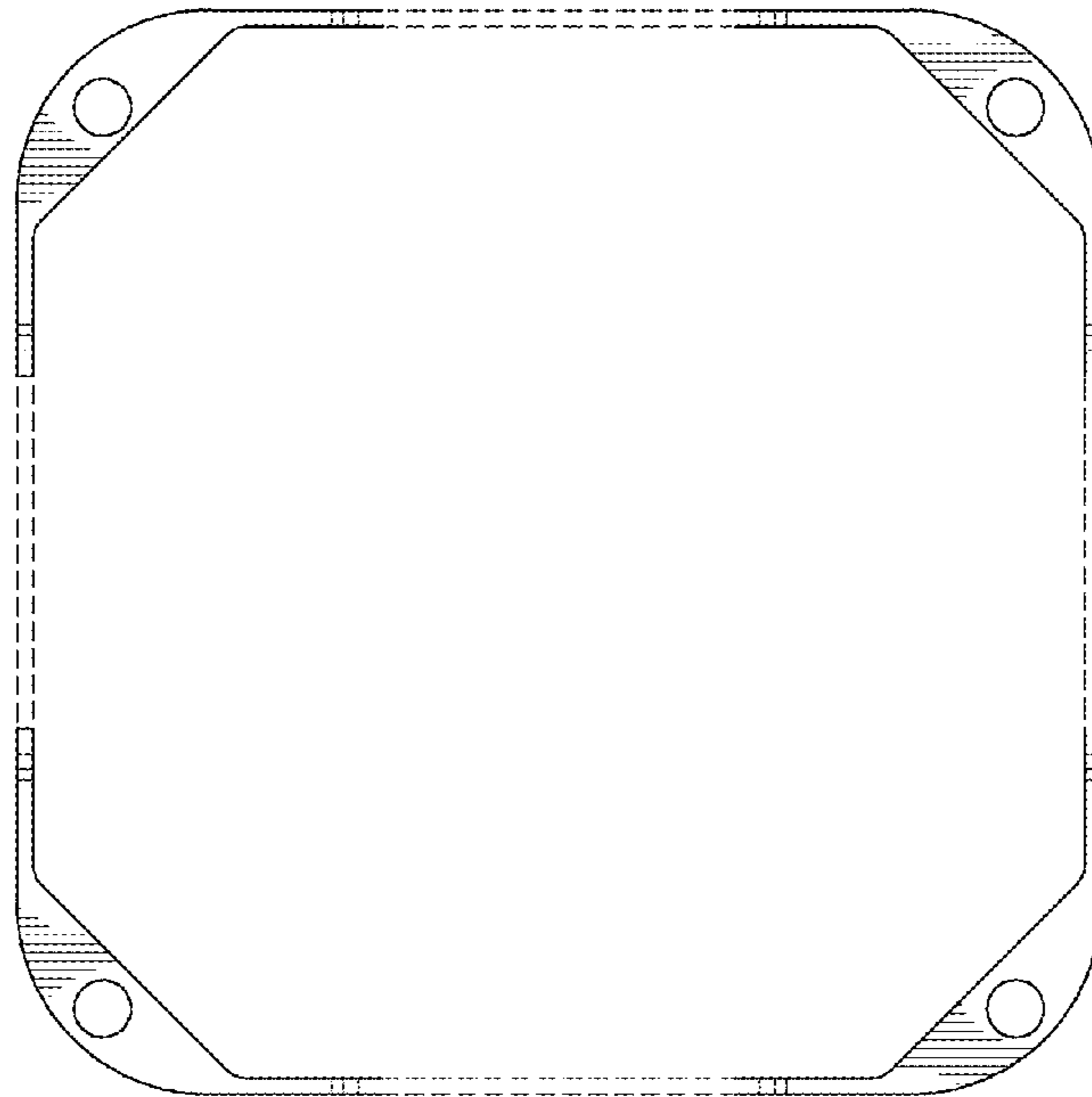


FIG. 2




FIG. 3